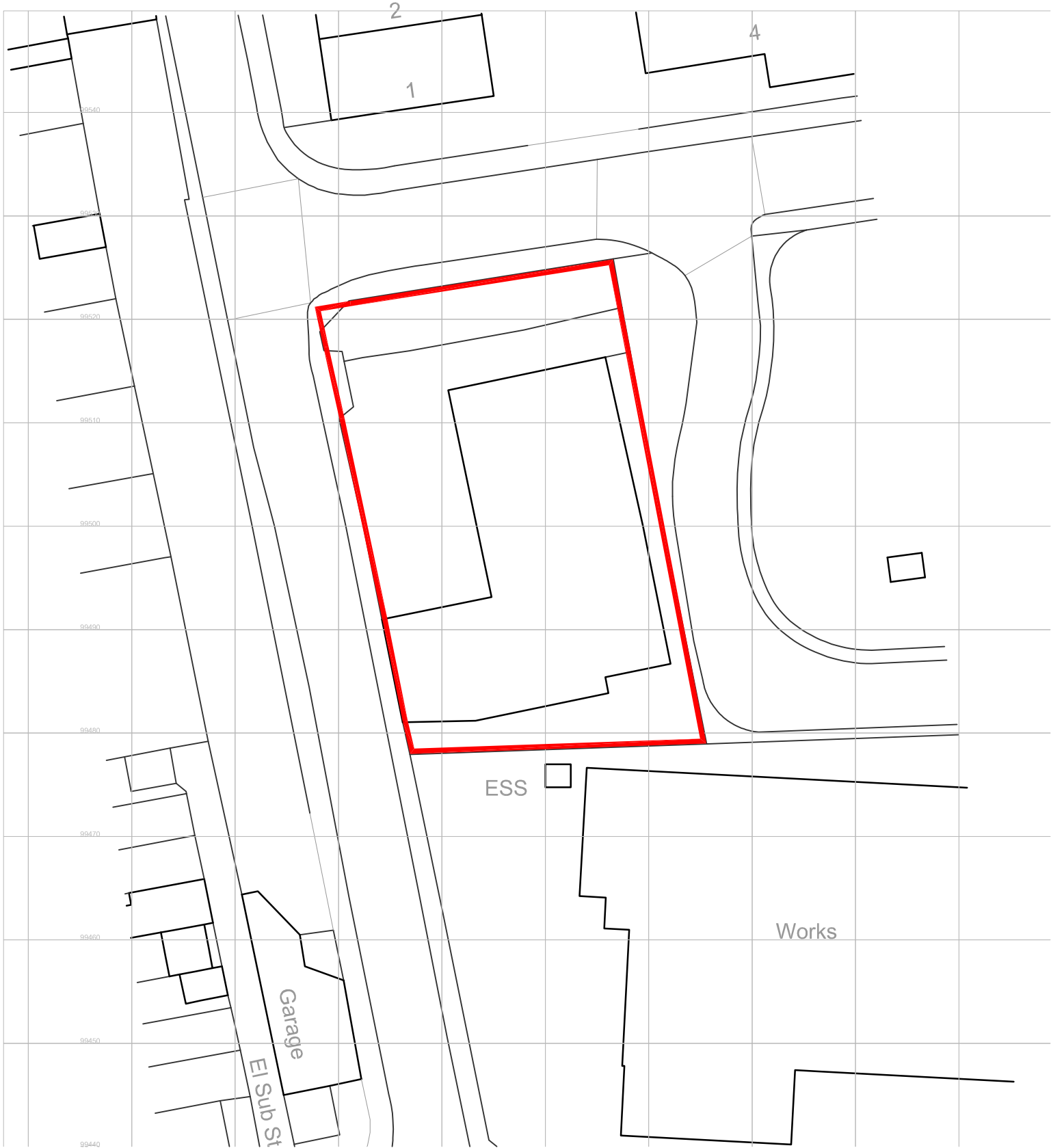
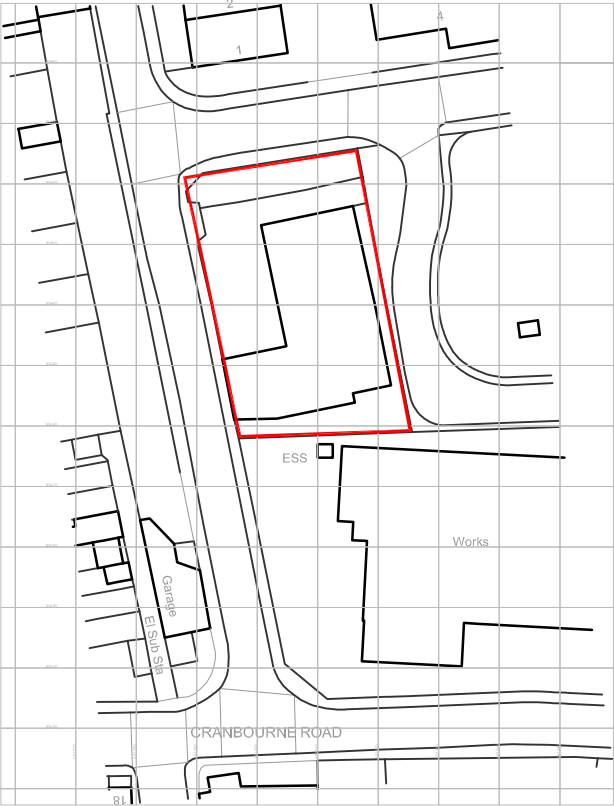
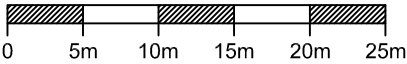


NOTES

- GENERAL NOTES:
1. THIS DRAWING IS TO BE READ IN CONJUNCTION WITH THE OTHER RELEVANT CONSULTANTS DRAWINGS.
 2. ALL FINISHES ARE TO CONFORM TO THE CURRENT BUILDING REGULATIONS.
 3. REFER TO A SEPARATE DOCUMENT FOR THE DESIGNERS RISK ASSESSMENT.
 4. ALL WORKS OR MATERIALS INDICATED ON THIS DRAWING ARE TO BE TO THE LATEST RELEVANT BRITISH STANDARDS AND CARRIED OUT IN ACCORDANCE WITH THE BRITISH STANDARDS CODES OF PRACTICE OR RECOMMENDED INSTITUTE OR TRADE ASSOCIATION RECOMMENDATIONS AND PUBLICATIONS.

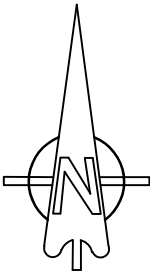
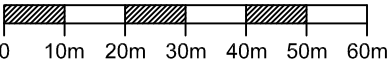


1:500 scale



Ordnance Survey, (c) Crown Copyright 2022. All rights reserved. Licence number 10002243

1:1250 scale



Revision	Date	Description	Drawn	Checked
----------	------	-------------	-------	---------



Lansdowne House
25-26 Hampshire Terrace
Portsmouth PO1 2QF
Hampshire England

Tel: (023) 92 755 333

E-Mail: admin@plcarchitects.com

Web: www.plcarchitects.com

Client:

Project:
Proposed Change of Use

Drawing Title:
Osmap / Block Plan

Drawn By	Date	Checked By	Date	Approved By	Date
JCB	Apr' 22				
Drawing No.	Revision	Scale			
22.3323.101	P1	As Stated @ A3			

PLC ARCHITECTS © COPYRIGHT RESERVED 2022
NOT TO BE SCALED. DIMENSIONS TO BE CHECKED ON SITE
SCALING ONLY FOR LOCAL AUTHORITY PURPOSES