



Photo 99



Photo 102



Photo 100



Photo 103




Photo 101



Photo 104



Photo 105



Photo 109



Photo 106



Photo 110



Photo 107



Photo 111



Photo 108



Photo 111a



Photo 112a



Photo 111b



Photo 113



Photo 112



Photo 114



Photo 115



Photo 119



Photo 116



Photo 120



Photo 117



Photo 121



Photo 118



Photo 122



Photo 123



Photo 127



Photo 124



Photo 128



Photo 125



Photo 129



Photo 126



Photo 130



Photo 134



Photo 131



Photo 135



Photo 132



Photo 136



Photo 133



Photo 137



Photo 141



Photo 138



Photo 142



Photo 140




Photo 143



Photo 144



Photo 148



Photo 145



Photo 146

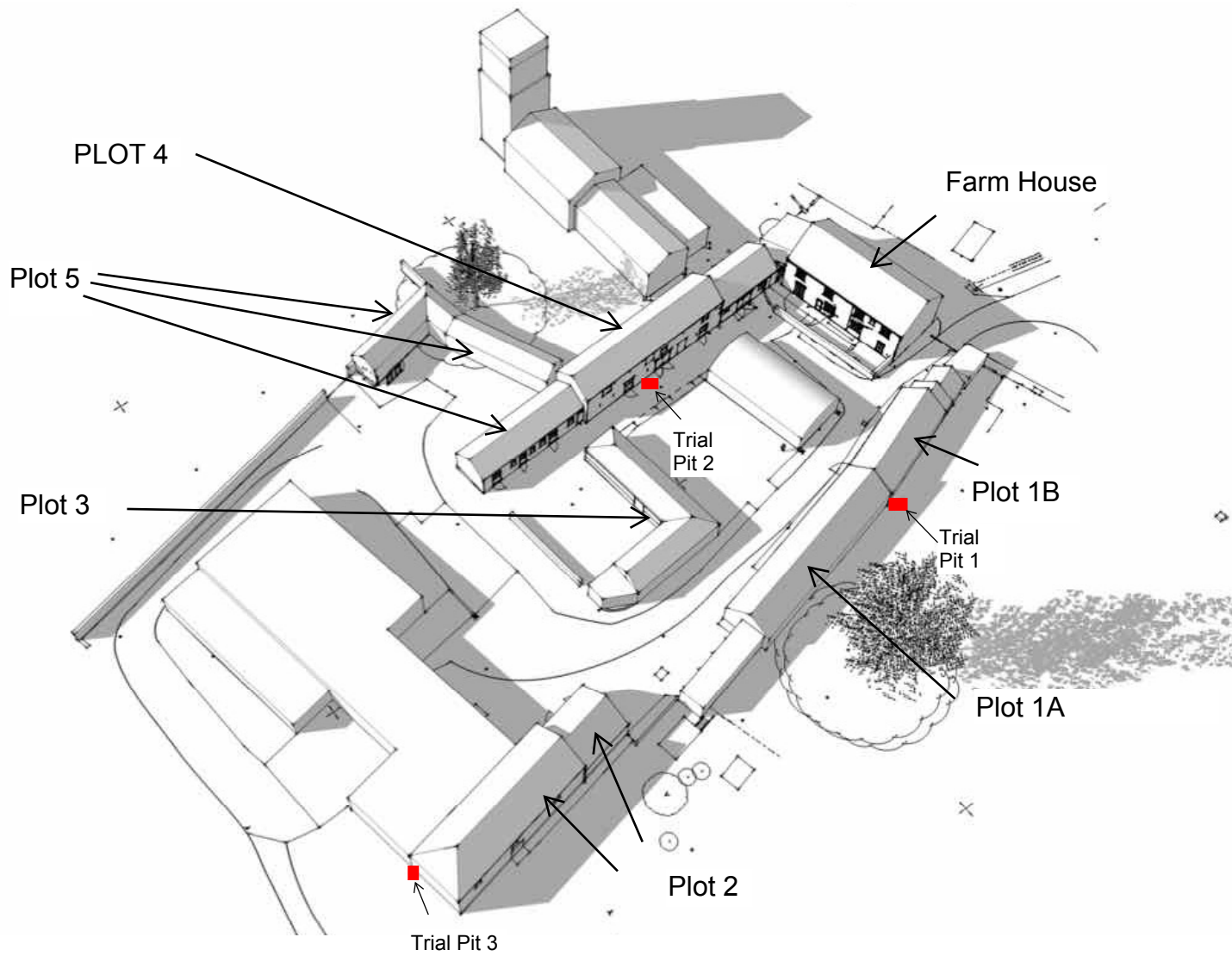


Photo 147



## **APPENDIX B**

**Plan Showing Plot Locations and References**



## Manor Farm, Harpham.

Site layout showing Plot references.

## **APPENDIX C**

**Trial Hole Details – November 2015**

# Alan Wood & Partners

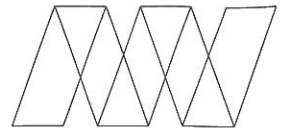
Hull Office  
01482.442138

Louth Office  
01507.610784

Scarborough Office  
01723.865484

Sheffield Office  
01142.440077

York Office  
01904.611594



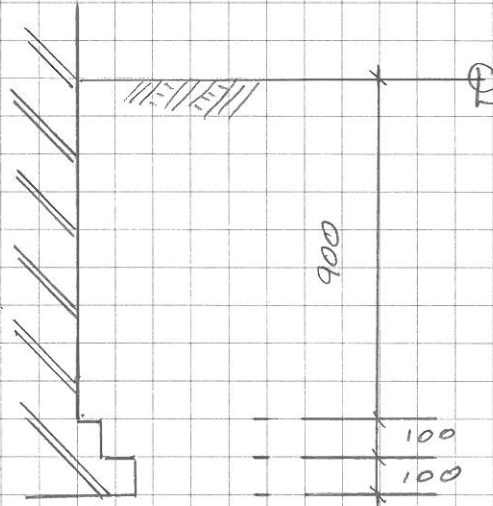
Alan Wood & Partners

Email  
eng@alanwood.co.uk

Website  
alanwood.co.uk

Project MANOR FARM HARPHAM	Job no. 37440	Calc sheet no. TP 01	Revision by
Part of structure PLOT 1 TRIAL HOLE	Date NOV 2015	Calc by PAA	Rev. Date

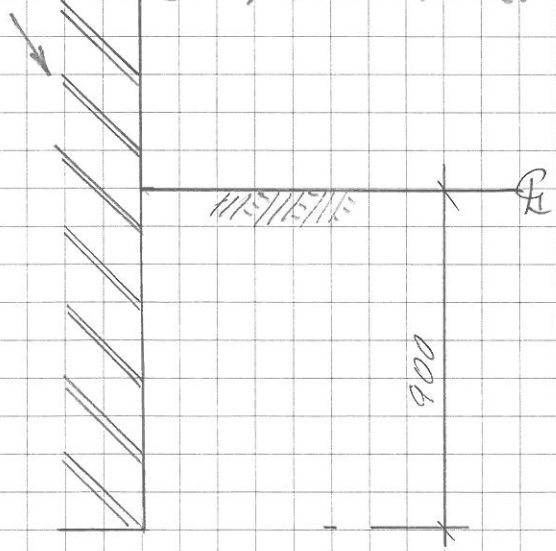
Ref	Calculations	Output
-----	--------------	--------



TRIAL HOLE 1 A

BOTH FOUNDATIONS BEAR ONTO SANDY GRAVEL MATERIAL CONTAINING CHALK INCLUSIONS.

BRICK OUTER SKIN, STONE INNER.



TRIAL HOLE 1 B.

# Alan Wood & Partners

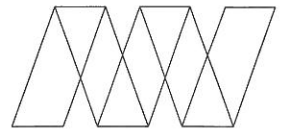
Hull Office  
01482.442138

Louth Office  
01507.610784

Scarborough Office  
01723.865484

Sheffield Office  
01142.440077

York Office  
01904.611594



Alan Wood & Partners

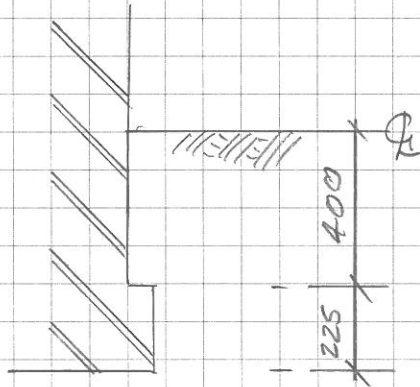
Email  
eng@alanwood.co.uk

Website  
alanwood.co.uk

Project MANOR FARM HARDMAN	Job no. 37440	Calc sheet no. TP02	Revision by
Part of structure PLOT A TRIAL HOME	Date NOV 2015	Calc by PAA	Rev. Date

Ref	Calculations	Output
-----	--------------	--------

CORBELLED BRICK FOUNDATION BEARING  
ONTO SANDY GRAVEL MATERIAL



TRIAL HOME 2 TO PLOT 4

# Alan Wood & Partners

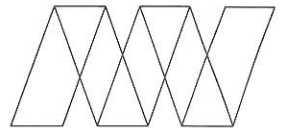
Hull Office  
01482.442138

Louth Office  
01507.610784

Scarborough Office  
01723.865484

Sheffield Office  
01142.440077

York Office  
01904.611594



Alan Wood & Partners

Email  
eng@alanwood.co.uk

Website  
alanwood.co.uk

Project	MANOR FARM HARDHAM	Job no.	37440	Calc sheet no.	TP 03	Revision by	
Part of structure	PLOT 2 TRIAL HOLE	Date	NOV 2015	Calc by	PAA	Rev. Date	
Ref	Calculations					Output	
	<p>CORBELLED BRICK FOOTING BEARING ONTO HARD BROWN GRAVEL MATERIAL CONTAINING LARGE CHALK BOLDERS.</p>						
	<p><u>TRIAL HOLE 3 TO PLOT 2</u></p>						

## **Alan Wood & Partners**

### **Hull Office (Registered Office)**

341 Beverley Road  
Hull  
HU5 1LD  
**Telephone**  
01482.442138

### **Leeds Office**

Suite 72  
Brabazon House  
Turnberry Park  
Leeds LS27 7LE  
**Telephone**  
0113 531.1098

### **Lincoln Office**

Unit H  
The Quays  
Burton Waters  
Lincoln LN1 2XG  
**Telephone**  
01522.300210

### **London Office**

Henry Wood House  
2 Riding House Street  
London  
W1W 7FA  
**Telephone**  
020.71860761

### **Scarborough Office**

Kingsley House  
7 Pickering Road  
West Ayton  
Scarborough YO13 9JE  
**Telephone**  
01723.865484

### **Sheffield Office**

Hallamshire House  
Meadow Court  
Hayland Street  
Sheffield S9 1BY  
**Telephone**  
01142.440077

### **York Office**

Omega 2  
Monks Cross Drive  
York  
YO32 9GZ  
**Telephone**  
01904 611594

### **Email**

[eng@alanwood.co.uk](mailto:eng@alanwood.co.uk)

### **Website**

[www.alanwood.co.uk](http://www.alanwood.co.uk)

## **Our Services**

BIM Processes  
Blast Design  
Boundary Disputes  
BREEAM  
Building Regulations Applications  
Building & Structural Surveyors  
CDM – Principal Designer  
Civil Engineering  
Contaminated Land/Remediation  
Contract Administration  
Demolition  
Disabled Access Consultants  
Energy from Waste  
Expert Witness Services  
Form Finding  
Flood Risk Assessments  
Foundation Design  
Geo-technical Investigations & Design  
Geo-environmental Investigations  
Historic Building Services

Highway Design  
Land Remediation Advice  
Land Surveying  
Marine Works  
Mining Investigations  
Modular Design  
Parametric Modelling  
Party Wall Surveyors  
Planning Applications  
Project Managers  
Renewable Energy  
Risk Assessments & Remediation  
Road & Drainage Design  
Site Investigations  
Site Supervision  
Structural Engineering  
Sulphate Attack Specialists  
Temporary Works  
Topographic & Measured Surveys  
Traffic Assessments

### **Quality Assurance Accreditation**

ISO 9001 Registered firm  
Certificate no. GB.02/07

### **Environmental Accreditation**

ISO 14001 Registered firm  
Certificate no. GB.09/277b

[www.alanwood.co.uk](http://www.alanwood.co.uk)



**Alan Wood & Partners**