

Project Notes:

Do not Scale. All dimensions to be checked on site and any discrepancies brought to the attention of the architect and engineer.

Member lengths to be determined on site by contractor - taking into account the bearing conditions.

Where the drawing is derived from third party drawings SCGreen Ltd. do not take any responsibility for the accuracy or compliance of any imported information or details.

This drawing to be read in conjunction with all relevant engineer's, architect's and designer's drawings and schedules.

All workmanship and methods of construction should comply with all relevant Codes of Practice, British Standards, the current edition of The Building Regulations and good building practice.

Specification Notes:

Double beams marked 'no gussets needed' have been designed as separate beams and therefore will not require joining together.

External Lintels Catnic. Internal lintels Supreme. All to have minimum bearing 150mm. Note: Catnic lintels are not compatible with top hung doors.

Multiple members bolted together with M12 bolts @ 600 c/c staggered. Fitch beams must have timbers and steels that are continuous - only cut at supports or where indicated.

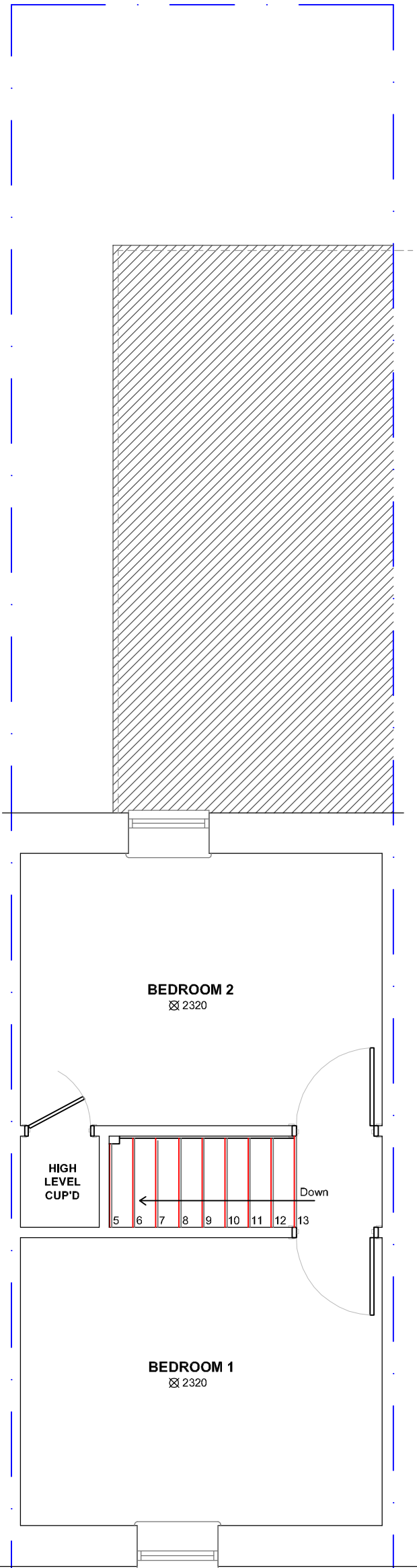
Floor joists placed alongside and screwed to existing ceiling joists.

Assumed joist span directions to be checked by the contractor and the engineer told of any discrepancies before commencing the works.


All timbers at 400c/c and C24 where appropriate UNO.

All bolts grade 8.8.

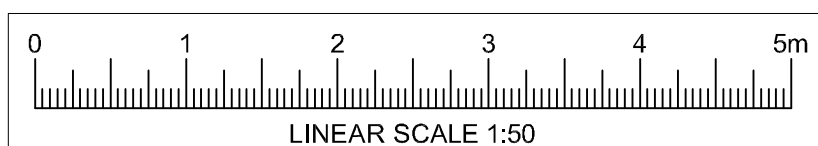
All steel beams, hollow plank flooring, T beams, padstones and lintels must be seated on a mortar bed. Engineering bricks must be laid with mortar 4:1 with all holes filled with mortar.



Existing First Floor Plan
Scale 1:50



Existing Roof Plan
Scale 1:50



Revisions

Drawing Status

PLANNING



Structural Engineers & Architectural Designers
T 01304 827883 www.casongreen.co.uk

Client

Gina Ruddock

Project Title

**Proposed Extension & Alterations
at 35 Tower Hamlets Street, Dover**

Drawing Title

**Existing First
Floor & Roof Plans**

Scale 1:50

Drawing No.

Date February 2022

7415/A3/02