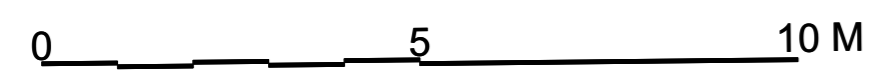


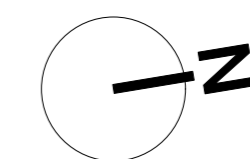

PROPOSED STREET ELEVATION

Scale: 1:100



REFERENCE PLAN

Scale: 1:500



PLANNING

REV.	DATE	DESCRIPTION
------	------	-------------

PROJECT
**WALNUT TREE COTTAGE,
 THE STREET, ITCHENOR,
 CHICHESTER, PO20 7AB**

DRAWING
**PROPOSED
 STREET ELEVATION
 & SITE SECTIONS**

CLIENT
MARK WOMBWELL

SCALE
1:100 @ A1

DRAWN

DATE
MAR 2022

CHECKED

DRAWING No

2105 / PL3 19

© copyright retained



Architecture & Building Consultants

WAMM Consulting Limited
 Chapel House, 1-3 Chapel Street, Guildford, Surrey, GU1 3UH
 www.wammconsulting.com
 +44 (0)1483 825700