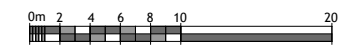


This drawing is the copyright of Elmstone Architectural Ltd. The Contractor is to check all site dimensions and levels before work commences. Do not scale from drawings. This drawings must be read with and checked against all structural and other specialist drawings, specification and bills of quantity. Contractor is to notify Architect of any discrepancies. The contractor is to comply with all current Building Standard, Building Regulation requirements and CDM Health & Safety regulations whether or not specifically stated on these drawings.

Notes:

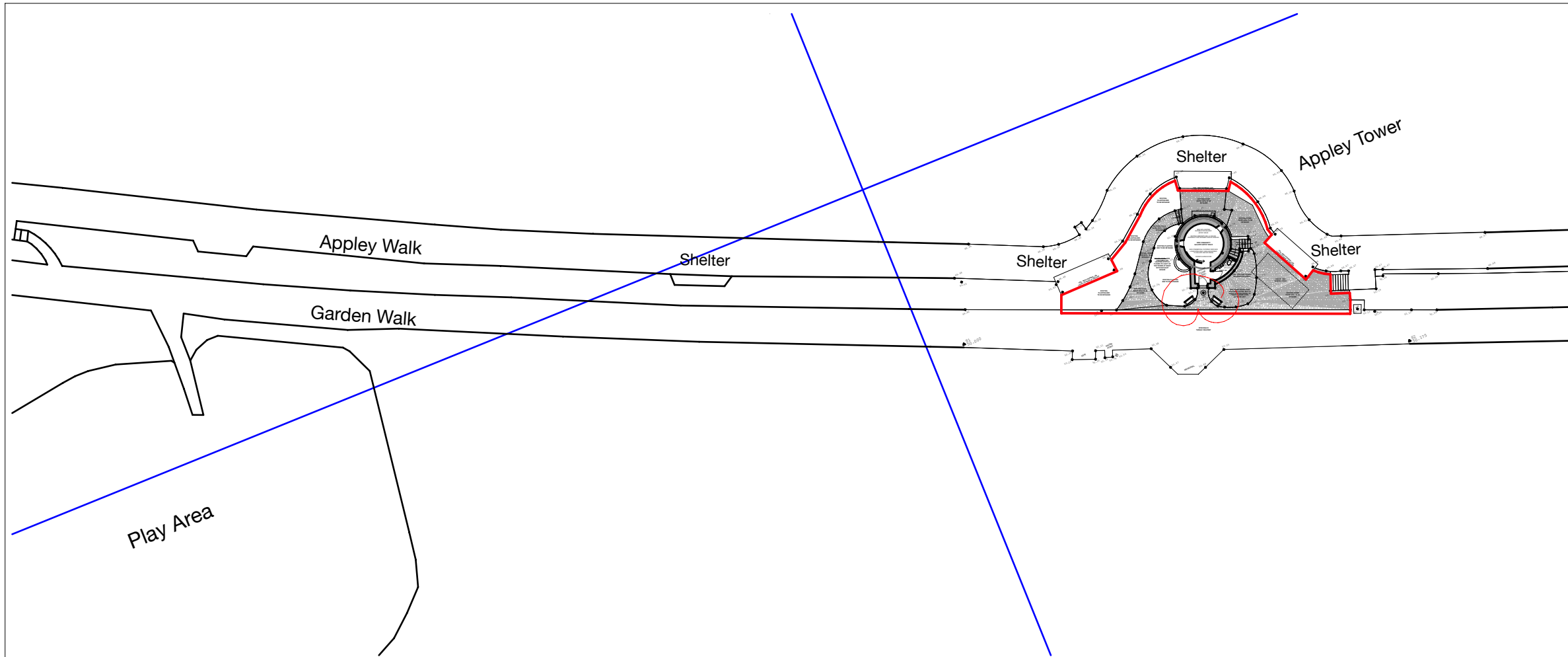


SCALE@A3 1:500



NOTE: TREE & SHRUB POSITIONS INDICATIVE ONLY

PLANNING & LISTED BUILDING CONSENT



PROPOSED BLOCK SITE PLAN

SCALE 1:500

-	04.10.21	ISSUED TO CLIENT FOR COMMENT	SM
		2NO. INFORMATION BOARD &	
A	30.03.22	ISSUED TO CLIENT FOR COMMENT	SM
		2NO. INFORMATION BOARD	
		POSITION MOVED INLINE WITH	
		CLIENT'S EMAIL, CHANGES	
		BUBBLED & ISSUED TO CLIENT	
B	05.04.22	FOR COMMENT	SM
Rev.	Date	Description	By

ELMSTONE ARCHITECTURAL Ltd

07837 876284 | sean@elmstonearchitectural.com
13 Charles Road, Cowes, Isle of Wight, PO31 8HG

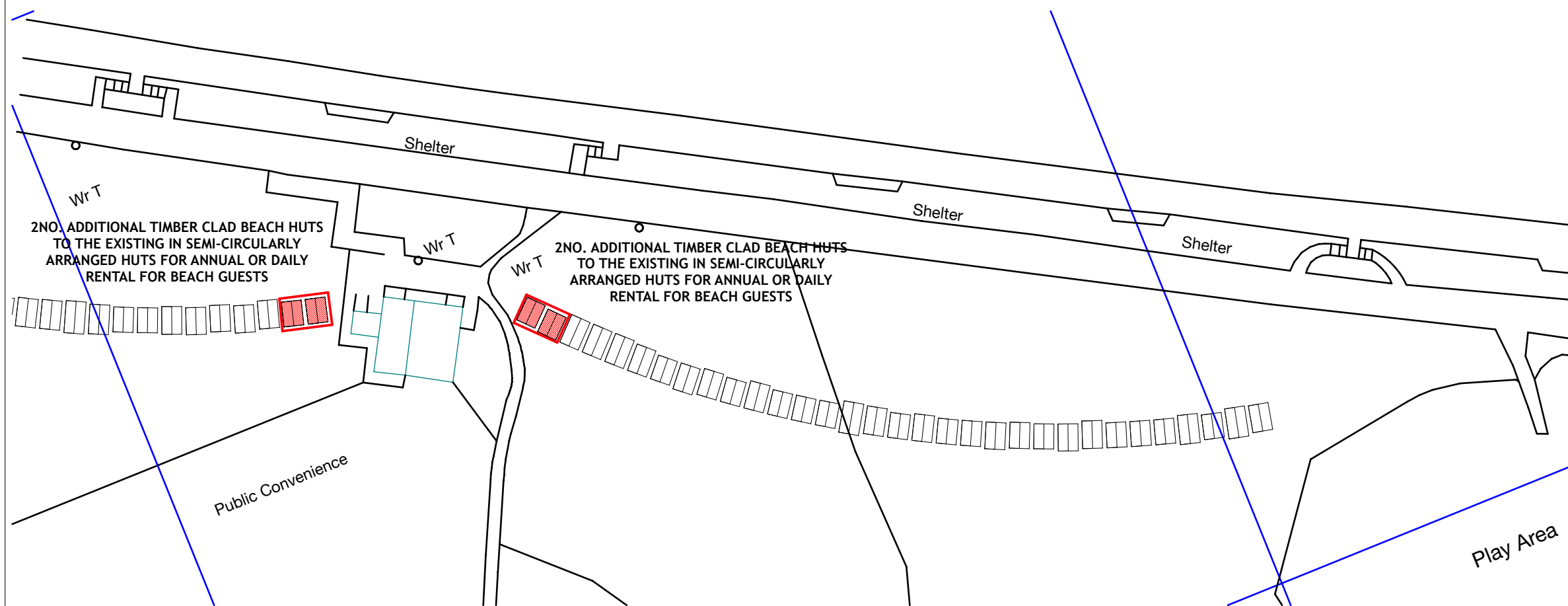
Client
Graham Biss - Island 2000

Project
Appley Tower, Ryde,
Isle of Wight

Drawing
Proposed Block Site Plan

Drawing Scale	Date	Status	Drawn By
1:500 @ A3 SIZE	29/09/2021	PLANNING & LISTED BUILDING CONSENT	SM

Drawing No. 226/PL02
Rev. B



PROPOSED BLOCK SITE PLAN

SCALE 1:500