

Barrhead				
House Type	Beds	Sqft	No	Total Sqft
Halston Semi	3	750	8	6000
Halston Mid	3	750	8	6000
Carlton DA End	3	897	6	5382
Carlton DA Semi	3	897	6	5382
Maplewood	4	1297	3	3891
Langwood	4	1349	7	9443
Oakwood	4	1388	8	11104
Lockwood	4	1446	5	7230
Limewood	4	1558	2	3116
Marwood	4	1628	4	6512
Theftford	5	1693	3	5079
Tayford	5	1779	4	7116
Bridgeford	5	1885	8	15080
			72	91335
GDA	29407 m2	7.27 acres		
Open Space	2920 m2	0.72 acres		
NDA	26487 m2	6.54 acres		
Coverage	13955.25			



ALL PLOTS TO BE 1.0m MIN AWAY FROM BOUNDARY BETWEEN PLOTS

Boundary Treatments
Landscaping: Tree, shrub and hedgerow planting as per landscape architects layout and specification.
Turfing: Front garden only.

House Type Materials
External Walls: Render to be Drydash 2 coat render W100 backing coat, colour white or tuscan on magnolia backing coat where render is indicated. Marshalls split face stone walling to base courses and bays.
Stonework: Cills, headers and feature stonework to be reconstituted concrete, colour buff.
Windows: Double glazed window units. Refer to house type elevations for opening style. Colour to be white.
External Doors: GRP woodgrain effect doors. Refer to individual house types for styles. Colour to be white.
Garage doors: Vertical panel up and over doors.
Fascia, soffits and bargeboards: Upvc, colour white.
Pitched roofs: Tiled
Door Canopies: Flat door canopies to be grey GRP. Pitched canopies tile finish to match main house. Fascia/gallow brackets to be white. Refer to individual house type style.
Decorative metalwork: All metalwork to be galvanized and finished with black gloss.
Rainwater goods: Guttering to be upvc deepflow and downpipes to be 68mm dia, colour black.


- KEY**
- Marley Modern Grey roof tile - All Plots
 - 800mm timber fue fence (1100mm screen fence when ontop of retaining wall)
 - 1800mm timber screen fence
 - 1800mm timber fence
 - 1800mm Screen Wall
 - 1200mm Bow Top Galvanized Railing with signage around full extents of suds area
 - White render plot, Basecourse / bay split face stone
 - Tuscan render plot, Basecourse / bay split face stone
 - Open space soft landscaping inc adoptable service strips
 - Plot curtilage soft landscaping
 - Tar with black chip to adoptable roads
 - Tar with red chip to adoptable traffic calming and access to private parking courts
 - Tar private shared driveways
 - Brindle monoblock adoptable shared surface areas
 - Monoblock private driveways
 - Tar path to local authority roads requirements to adoptable and non-adopted paths, Paths within garden areas to be grey concrete slabs.



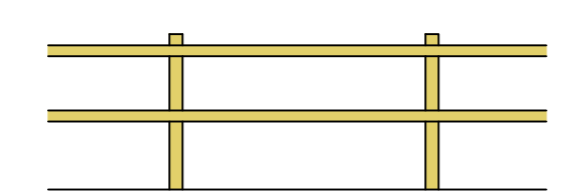
Marshalls Buff Split face Walling Render - Tuscan Render - White Monoblock - Brindle (Example shown permeable)




Precast stone - Buff Split Face Stone - Buff Finish to all retaining walls Grey roof tile



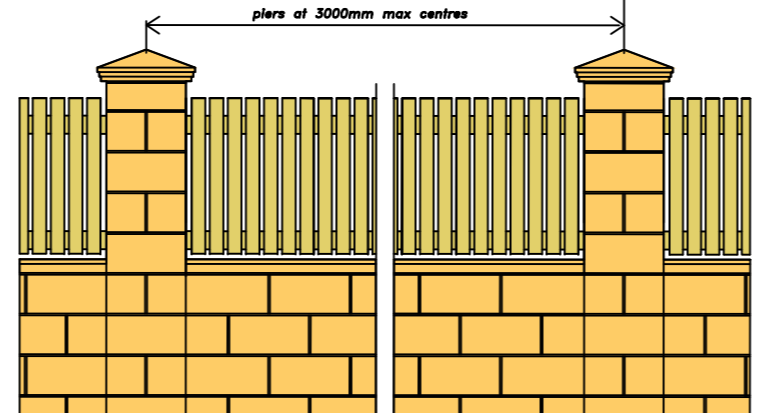
1.2m high bow top railing surrounding suds pond



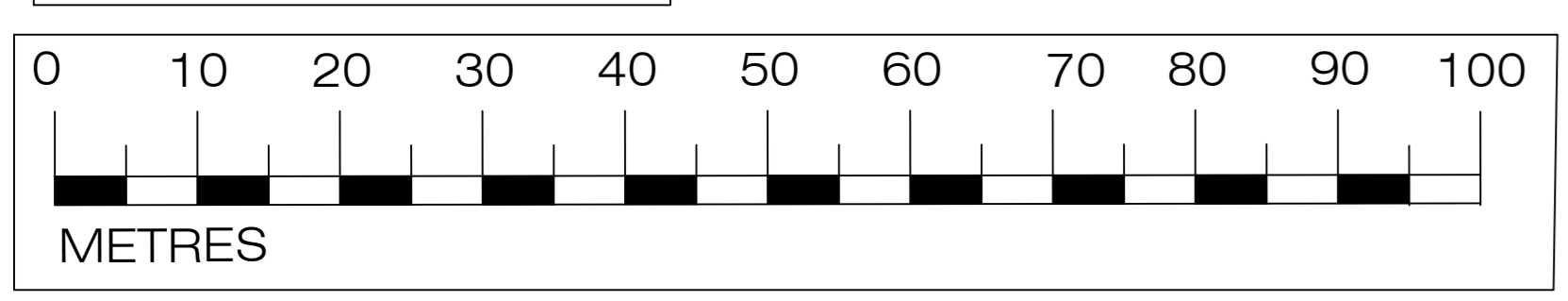
0.8m timber fue fence



1.8m timber screen fence



1.8m screen wall



Rev	Description	Drawn	Date

miller homes
Miller Homes Ltd
Clydesdale House
300 Springhill Parkway
Baillieston, Glasgow, G69 6GA
Telephone 0870 336 4000
Fax 0870 336 4001
www.millerhomes.co.uk

Project Title
Barrhead

Drawing Title
Site Layout

Scale	Drawn By	Checked By	Authorised By
1:500			
Job No.	BRH-001-A	Revision	
Original Sheet Size A3			