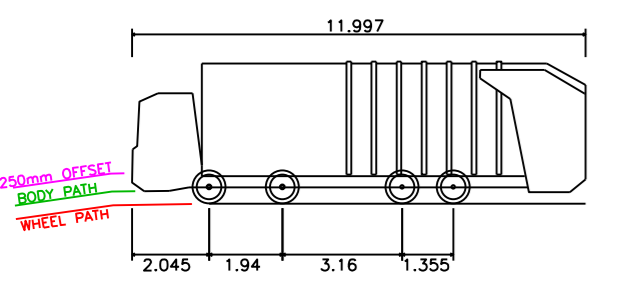





**VEHICLE PROFILE**



Vulture\_3025(N) (with Scania P94GB 8x4 NB300 chassis)  
 Overall Length 11.997m  
 Overall Width 2.500m  
 Overall Body Height 3.749m  
 Min Body Ground Clearance 0.302m  
 Track Width 2.490m  
 Lock to Lock Time 4.00s  
 Kerb to Kerb Turning Radius 10.800m



Vulture\_3025(N) (with Scania P94GB 8x4 NB300 chassis)  
 Overall Length 11.997m  
 Overall Width 2.500m  
 Overall Body Height 3.749m  
 Min Body Ground Clearance 0.302m  
 Track Width 2.490m  
 Lock to Lock Time 4.00s  
 Kerb to Kerb Turning Radius 10.800m

**SWEPT PATH ANALYSIS  
 TURN LEFT ONTO ROAD 2**  
 SCALE 1:250

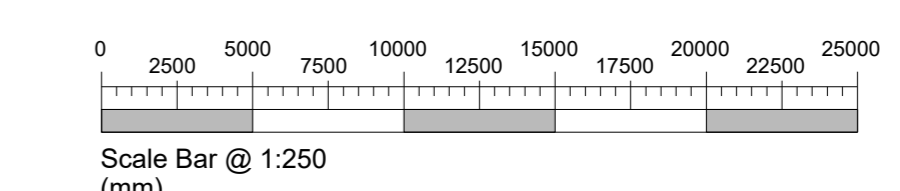
**SWEPT PATH ANALYSIS -- TRACK 1**  
 SCALE 1:250

- NOTES**
- THIS DRAWING IS COPYRIGHT, RESERVED AND REMAINS THE PROPERTY OF BAYNE STEVENSON ASSOCIATES LTD.
  - THE CONTRACTOR AND HIS SUBCONTRACTORS/SUPPLIERS ARE TO VERIFY ALL DIMENSIONS AND LEVELS ON SITE BEFORE MAKING SHOP DRAWINGS OR COMMENCING MANUFACTURE.
  - DO NOT SCALE THIS DRAWING. ONLY USE FIGURED DIMENSIONS. THE CONTRACTOR IS TO BRING TO THE NOTICE OF THE ENGINEER ANY DISCREPANCIES CONTAINED IN THIS DRAWING PRIOR TO WORK COMMENCING WHERE REQUIRED THIS DRAWING TO BE READ IN CONJUNCTION WITH ALL RELEVANT DESIGN DRAWINGS & SPECIFICATIONS.
  - ALL WORK TO CONFORM TO THE RELEVANT EUROCODES / BRITISH STANDARDS AS APPLICABLE.
  - THIS DRAWING MUST BE READ IN ACCORDANCE WITH THE BAYNE STEVENSON ASSOCIATES LTD CIVIL & STRUCTURAL ENGINEERING SPECIFICATION DOCUMENT. THE CONTRACTOR SHOULD ENSURE THE SPECIFICATION DOCUMENT IS AVAILABLE ON SITE FOR USE BY ALL CONTRACTORS.
- THIS DRAWING MUST BE READ IN CONJUNCTION WITH BAYNE STEVENSON ASSOCIATES LTD HAZARD & RISK ASSESSMENT DOCUMENT. THE CONTRACTOR SHOULD ENSURE THE H & R DOCUMENT IS AVAILABLE ON SITE FOR USE BY ALL SITE PERSONNEL.

**RESIDUAL HAZARDS IDENTIFIED DURING THE DESIGN STAGE THAT CONTRACTORS MUST TAKE COGNIZANCE OF:**

HAZARD	DETAILS
	THE ABOVE NOTED RISKS ARE LIMITED TO RISKS OUTWITH THOSE A COMPETENT CONTRACTOR SHOULD BE ABLE TO IDENTIFY & MANAGE. UNLESS THE ABSENCE OF ANY IDENTIFIED RISKS IN THIS TABLE DOES NOT IMPLY THAT NO RISKS EXIST BUT THAT NO RESIDUAL RISKS ARE CLAIMED TO EXIST OUT WITH THOSE A COMPETENT CONTRACTOR SHOULD BE ABLE TO IDENTIFY AND MANAGE.
	THIS DRAWING HAS BEEN PREPARED UTILISING, AS ITS BASE, RELIABLE DRAWINGS IN THE PUBLIC DOMAIN. THE CONTRACTOR IS TO CHECK THE CURRENCY OF THE ARCHITECT'S DRAWING, ADVISE OF ANY DISCREPANCIES AND THEREAFTER SEEK FURTHER INSTRUCTION IF FOUND TO DIFFER.

- ADDITIONAL NOTES RELATED TO DRAWING**
- FOR REFUSE VEHICLE TRACKING SHEET 1 OF 2, REFER TO BSA DRAWING J5478/004.



B	Drawing updated to reflect current site layout.	DJM	CS	15.04.22
A	Drawing updated to reflect current site layout.	DJM	DP	11.04.22
Rev	Description	By	Chk	Date

**Bayne Stevenson Associates Ltd**  
 consulting civil, structural and geo-environmental engineers  
 No. 19 South Castle Drive, Carnegie Campus, Dumbarton, W11 8PB  
 T: +44 (0)188 427517 | E: enquiries@bsaconsulting.com | W: www.bsaconsulting.com

Client  
**Bellway Homes  
 Scotland West**

Project  
**Residential Development at  
 Beith Road, Glengarnock**

Drawing Title  
**Swept Path Analysis - Refuse Vehicle  
 Sheet 2 of 2**

Issue Status  
**Planning**

Drawing Number  
**J5478-005**

Scale	Size	Date	Drawn	Chk	Revision
1:250	A0	24.03.22	DJM	DP	B