

COPYRIGHT

The copyright in this drawing is vested in DEE-STUDIO and no licence or assignment of any kind has been, or is, granted to any third party whether by provision of copies or originals of the drawings or otherwise unless otherwise agreed in writing.

The contractor shall check and verify all dimensions on site and report any discrepancies in writing to DEE-STUDIO before proceeding with work.

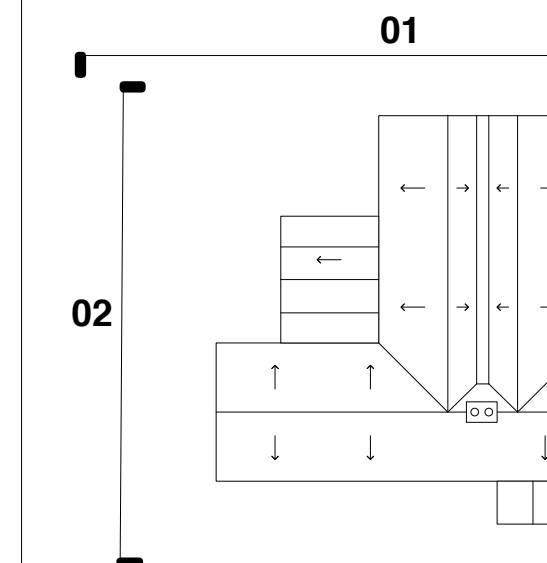
FOR ELECTRONIC DATA ISSUE

Electronic data / drawings are issued as "read only".

AREA MEASUREMENT

The areas are approximate and can only be verified by a detailed dimensional survey of the completed building. Figures relate to the likely areas of the building at the current state of the design and using the Gross External Area (GEA) / Gross Internal Area (GIA) / Net Internal Area (NIA) method of measurement from the Code of Measuring Practice, 5th Edition (RICS Code of Practice). All areas are subject to Town Planning and Conservation Area Consent, and detailed Rights to Light analysis.

NOTES:




MATERIALS KEY

- 01 Brick and flint decorative walls
- 02 UPVC windows
- 03 Red brickwork
- 04 UPVC doors
- 05 Slate tile roof
- 06 UPVC conservatory

1:50 Scalebar

0 1 2 3 4 5 Meters



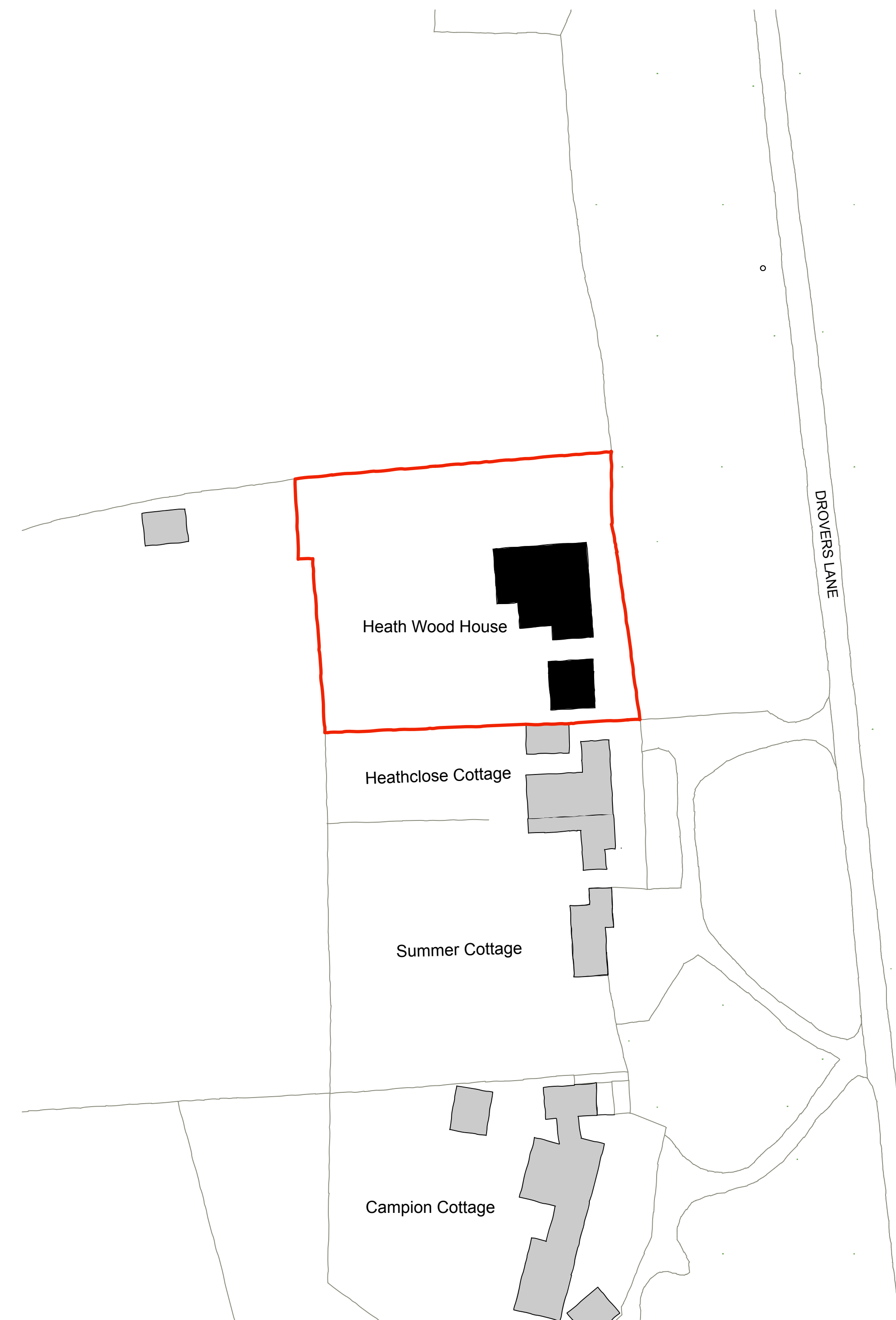
0 10 20 30 40 50 Meters

1:500 Scalebar



1 REAR ELEVATION

1:50



3 BLOCK PLAN

1:500



2 SIDE ELEVATION

1:50

REV DATE AMENDMENT

STATUS
INFORMATION

PROJECT
HEATH WOOD HOUSE,
TURVILLE HEATH

DEE-STUDIO
ARCHITECTURE & DESIGN

DRAWING
EXISTING ELEVATIONS &
BLOCK PLAN

SCALE @ A1 1:50

DATE 27.04.22

DRAWING NO. 234 - 05

REV. -