

1593

# 99 Painswick Road, Cheltenham, GL50 3DN

Two and single storey side and rear extensions, conversion of existing garage into a studio and associated internal and landscaping works.



## Section 73 Application - Facing materials and fenestration details

May 2022

### Notes:

Product information to be read in conjunction with approved drawings; 1593\_306A - 310A

EdgeDesignWorkshop

7 Royal Well Place, Cheltenham GL50 3DN

01242 528111  
www.edgedesignworkshop.com  
mail@edgedesignworkshop.com

Edge Design Workshop Ltd.  
EdgeDesignWorkshop Ltd. is a limited company registered  
in England and Wales with a registration number 4647312.  
RIBA Chartered practice 20022034.



## **Contents - Facing materials and fenestration details**

---

FACING MATERIAL - RENDERED WALL FINISH	4
ROOFING MATERIAL - CLAY ROOF TILES	6
EXTERNAL ALUMINIUM COATED DOORS	8
EXTERNAL ALUMINIUM COATED WINDOWS	10
ROOFLIGHT	12

---

## EXTERNAL OFF-WHITE RENDER FINISH

### SPECIFICATION:

General: PRB Thin coat render, sponged finish. Material finish to be installed in adherence with manufacturers instructions.

Reference 'O' on drawing numbers; 1593\_308\_B and 1593\_309B



'Jaune Touraine' - colour to match existing. By PRB systems.

# PRB CRÉPISIX M

FIREPROOFED TEXTURED THIN COATING WITH SILOXANE ADDITIVE



## The PRB CRÉPISIX M +

- + Facade protection and decoration
- + Matt water repellent effect appearance
- + Medium grading (1.5 mm)
- + Floated, rolled or sprayed finish
- + Low soiling

European classification:  $G_3 E_5 S_3 V_2 W_3 A_0 C_0$

Ready-to-use



### PACKAGING

- 8 kg and 25 kg plastic tubs.
- 0.576 t pallet, i.e. 72.8 kg tubs.
- 0.600 t pallet, i.e. 24.25 kg tubs.

STORAGE: 24 months.

### CONSUMPTION

- Consumption of PRB CREPIFOND G base regulator: Approx. 300 g/m<sup>2</sup>.
- Minimum consumption for a finish in kg/m<sup>2</sup>.

### FINISH:

- FLOATED CONSUMPTION: 2.4 / 2.8 kg/m<sup>2</sup>
- SPRAYED CONSUMPTION: 2.8 / 3.5 kg/m<sup>2</sup>

COLOUR: PRB and Sun+ colour chart colours.



## AREA OF USE

### USE

- PRB CRÉPISIX M is a pre-coloured thin, structured, ready to use, siloxane additive, water based coating for the protection and decoration of interior and exterior walls.
- As a finishing render on a PRB EWI system.
- For instructions for use and installation, refer to the ETA certification of contact PRB for a specification.

### AUTHORISED SUBSTRATES

- **Exterior substrates:**  
Poured and smoothed concretes, pre-fabricated panels, traditional renders or single-coat renders, insulation systems with thin render over insulation - Use primer PRB CREPIFOND F or G.
- **Interior substrates:**  
All the exterior substrates indicated above and plaster substrates, tiles, timber panels - Use primer PRB CREPIFOND F or G.  
For other substrates, please contact the PRB technical department.

### PROHIBITED SUBSTRATES

- Old waterproofing coatings.
- Substrates exposed to rising damp by capillarity (e.g. basements).
- Horizontal surfaces or surfaces pitched less than 45 % exposed to rain (window sills, balconies).
- On flooring, metals.

### APPLICATION CONDITIONS

PRB CREPISIX M must not be applied:

- At ambient and substrate temperatures lower than 5°C and higher than 35°C.
- On damp, frozen, freezing or thawing substrates.
- At a humidity level in excess of 80% (rain or fog) or when it is damp.
- When there is a hot dry wind (the accelerated evaporation causes too fast drying and can lead to the appearance of joints, (shadowing for example).
- Do not apply if there is a possibility of rainfall before curing, as wash off could occur.

## TECHNICAL SPECIFICATIONS

### COMPOSITION

- Acrylic copolymers, additive and aqueous phase siloxane resin.
- Mineral fillers, specific additives, mineral pigments, water.

### PRODUCT

- Density: 1.8 ± 0.05
- pH: 9 ± 0.5
- Grading: ~ 1.5 mm.
- Dry extract weight: 84 ± 2 %.

## APPLICATION

### SUBSTRATE PREPARATION

- All applications of PRB CRÉPISIX M must be on flat, dry, clean, healthy and solid substrates, free from all powdering or traces of release agents.
- For exterior substrates that do not have their own waterproofing such as uncoated masonry (bricks, breeze blocks, cellular concrete, etc.): apply a conventional base render: PRB TRADITIONNEL 160, PRB BELLE EPOQUE SOUS ENDUIT or, single coat PRB SC GRIS, PRB TRADICLAIR 170/190 L, PRB CLASSIC TAL. Leave the render or concrete to dry for at least 1 month before applying PRB CREPIFOND G and PRB CRÉPISIX M. The top edges of vertical surfaces must be protected (plinths, caps, head guards etc.).

- In the case of large surface areas, to avoid risks of joints appearing, the surface to be covered must be divided into panels so that the application is made to an entire panel without interruption.

### PREPARATORY WORKS

- All substrates must be treated using the PRB CREPIFOND G base regulator (300 g/m<sup>2</sup>).
- On the surface of powdering substrates: Treat beforehand using PRB ACCROFOND I base fixative using 150 to 200 g/m<sup>2</sup>.

### APPLICATION

- PRB CRÉPISIX M is ready to use. In hot weather, the addition of a maximum of 1/2 litre of clean water is tolerated to improve the product open time but apply to all containers being used on the same facade. Before use, mix well at low speed.
- PRB CRÉPISIX M can be applied:  
Floated finish: using a stainless steel or plastic float.  
Sprayed finish: using an airless machine grainy effect in 2 crossed passes to correctly cover the substrate.  
Smoothed finish: this is carried out on sprayed PRB CRÉPISIX M, wait for polymerisation to start (product still wet but not tacky), in order to flatten the peaks using a stainless steel or plastic float, vertically from top to bottom or horizontally.

- Drying time: from 2 to 6 h, depending on atmospheric conditions and the type of substrate.
- N.B.: Tools are to be cleaned in cold water.

Technical sheet - September 2021



PRB CRÉPISIX M  
STRUCTURED COATINGS: TPC THICK PAINT COATINGS

---

## CLAY ROOF TILES

### SPECIFICATION:

General: Single camber clay roof tiles. To be installed in adherence with manufacturers instructions.

Reference 'G' on drawing numbers; 1593\_308\_B and 1593\_309B


Farmhouse Brown Sandfaced



MARLEY, single camber clay roof tiles

# Acme Single Camber - Clay Plain Tile

Tile Design	Clay Single Camber Plain Tile
Minimum Pitch	30°
Maximum Pitch	90°
Size of Tile	265mm x 165mm
Minimum Headlap (Max Gauge)	65mm – Roof (100mm) 35mm – Vertical (115mm)
Tile Thickness	11mm (nominal)
Cover width	165mm (nominal)
Covering Capacity (net)	100mm gauge - 60 tiles/m <sup>2</sup> Roof 115mm gauge - 53 tiles/m <sup>2</sup> - Vertical
Weight of Tiling	100mm gauge - 64kg/m <sup>2</sup> (0.63 kN/m <sup>2</sup> ) - Roof 115mm gauge - 56kg/m <sup>2</sup> (0.55 kN/m <sup>2</sup> ) - Vertical
Quantity Per Pallet	Main Tiles - 1260 Eaves/Tops Tiles - 1500 Tile-and-a-half - 756
Battens Required	100mm gauge - 10.0 lin.m/m <sup>2</sup> - Roof 115mm gauge - 8.7 lin.m/m <sup>2</sup> - Vertical
Recommended Batten Size	38mm x 25mm for rafters not exceeding 600mm centres (Fixed to BS5534)
Underlay	Vapour Permeable (MA33150) Non-Vapour Permeable (MA33145)
Tile Colours Available	Heather Sand faced (F) (MAKE314AB) Grey Sand faced (F) (MAKE317AB) Red Sand faced (F) (MAKE307AB) Heather Blend (F) (MAKE304AB) Century (S) (MAKE310AB) Farmhouse Brown (F) (MAKE316AB) Red Smooth (S) (MAKE301AB) Mixed Brindle (S) (MAKE309AB)  S – Smooth Finish F – Fine Sanded Finish



Heather Sand faced MAKE314AB    Grey Sand faced MAKE317AB    Red Sand faced MAKE307AB    Heather Blend MAKE304AB    Century MAKE310AB    Farmhouse Brown MAKE316AB    Red Smooth MAKE301AB    Mixed Brindle MAKE309AB

Marley Ltd, Lichfield Road, Branston, Burton Upon Trent, DE14 3HD Date: August 2021




---

## EXTERNAL ALUMINIUM 'CRITTAL' STYLE DOORS


### SPECIFICATION:

'Slim line French doors and screens (OB-49) by Origin windows and doors

Reference 'J' on drawing numbers; 1593\_308\_B and 1593\_309B



### COLOUR:



Jet Black (9005M)



## Profile Specification

Outer Frame Depth	75mm
Sash Depth	59mm
Individual Sash Sightline	49mm
Hingestile Glass to Glass Sightline	110mm
Track Height (not including rebate)	50mm
Weathered Threshold Height	67mm
Non-weathered Threshold Height	50mm
Mobility Threshold Height	20mm

## Features

- ▶ Up to a 20-year guarantee\*\*
- ▶ 3-star diamond cylinder as standard
- ▶ The doors are bottom running and incorporate a unique free glide carriage assembly, which uses acetal rollers with sealed SKF stainless steel bearings on an 8mm hardened stainless steel axle
- ▶ Square bead internally
- ▶ Packaged in kit form for easy transportation and installation
- ▶ 8-point locking system and includes chamfered 20mm linear bolts and deep throw 25mm security hooks
- ▶ Thumbturn option available
- ▶ Each door comes with 2-5 solid zinc security hinges depending on height
- ▶ Hafslund stainless steel handle as standard

## Options and extras

- ▶ Single, French and Bi-fold Doors available
- ▶ Accommodates double and triple glazing, with unit sizes of 28mm or 32mm
- ▶ Weathered, non-weathered or mobility (Class 4A) thresholds are available\*
- ▶ Open-in or open-out options
- ▶ Cill options available: 95, 155, 180 and 225mm (see page 49)
- ▶ Available in over 150 RAL colours
- ▶ Gasket colours: black, white, light grey, graphite grey, light oak bronze or chestnut brown
- ▶ Comprehensive handle range, including colour matched options
- ▶ Stainless steel or colour-coded running gear
- ▶ Hinge colours: black, white, stainless steel finish or colour coded
- ▶ Door-to-window coupling available
- ▶ 2500EA and 5000EA trickle vents available
- ▶ Marine finish option
- ▶ Midrail available
- ▶ Glazing bar available as flat trim

\*Mobility threshold is only available on Single and French Doors.

\*\*Guarantee based on location of where the doors will be installed.

Full terms and conditions can be found on the Origin website - [origin-global.com/terms-and-conditions](http://origin-global.com/terms-and-conditions).

---

## EXTERNAL ALUMINIUM 'CRITTAL' STYLE WINDOWS


### SPECIFICATION:

'Premium Window (OW-80) by Origin windows and doors

Reference 'J' on drawing numbers; 1593\_308\_B and 1593\_309B



### COLOUR:



Jet Black (9005M)

## Profile Specification

Outer Frame Depth	80mm
Sash Depth	80mm
Frame and Sash Sightline	91mm
Mullion and Sash Sightline	148mm

## Features

- ▶ Up to a 20-year guarantee\*
- ▶ Internal and external flush casement. The sash closes into the frame, sitting in line with both the inside and outside of the window
- ▶ Chamfered bead
- ▶ Mechanically double crimped corners
- ▶ Easi-clean mechanism on side hung configurations that are between 400-700mm
- ▶ Yale Encloser locking mechanism
- ▶ Stainless steel friction stay hinges
- ▶ Night vent function

## Options and extras

- ▶ Casement, fixed, bay, gable and French window configurations available
- ▶ Accommodates double and triple glazing, with unit sizes of 28mm, 32mm or 44mm
- ▶ Open-out or fixed
- ▶ Cill options available: 95, 155, 180 and 225mm (see page 60)
- ▶ Available in over 150 different RAL colours
- ▶ Gasket colours: black, white, light grey, graphite grey, light oak bronze or chestnut brown
- ▶ Colour matched handle option:
- ▶ Fixing strap option (see page 75)\*
- ▶ 15 or 35mm frame extender
- ▶ Restrictor hook option
- ▶ Egress hardware
- ▶ Aerogel insulation option (see page 10)
- ▶ Door-to-window and window-to-window coupling available
- ▶ 2500EA and 5000EA trickle vents available
- ▶ Marine finish option
- ▶ Georgian bar style trim available

## ROOFLIGHT

### SPECIFICATION:

'VELUX' - Centre pivot or top-hung rooflight, grey aluminium trims.

Reference 'I' on drawing numbers; 1593\_308\_B and 1593\_309B

Edition 3.0 – 01.07.2020



## Product information

# VELUX Centre-pivot pine roof window GGL



### Product description

- High quality natural pinewood coated with impregnation and layers of water-based acrylic white paint or clear lacquer
- Top control bar for easy operation even with furniture under the window
- Ventilation flap and integrated dust and insect filter
- Maintenance-free exterior covers

### Roof pitch

- Can be installed in roof pitches between 15° and 90°

### Materials

- Laminated pinewood
- Glass
- Lacquered aluminium, copper or zinc
- VELUX ThermoTechnology™ insulation

### Downloads

For installation instructions, CAD drawings, 3D BIM objects, 3D GDL objects, SketchUp objects etc, please visit [velux.co.uk](http://velux.co.uk)

