SPECIFICATION NOTES - REFER ALSO TO THE TENDER DOCUMENT.

1.0 Setting out

1.1 Planting shall be set out exactly as shown on the drawing, and measured from existing fixed points. Curved beds shall be set out using radii scribed on the ground using two pointed stakes and a line between, or with site marker paint. The junction between convex and concave curves shall be cut to form a smooth and even flowing line. Check that all setting out conforms to the plan before cultivation and planting works are carried out. Failure to do so may result in rejection of the work by the landscape architect and may require amendment at the contractor's expense.

1.2 All planting beds shall be a minimum of 1 metre wide, except where there is insufficient space, due to the constraints of walls and path edgings and their foundations. With narrow beds between walls/ fences and path edgings, ensure that the bed has space free from concrete footings before planting. If the bed is sealed with concrete, then the landscape contractor shall contact the site manager or landscape architect to determine if footings are excessive and can be reduced or else, the bed can be paved. The width of all beds will be checked by the inspecting landscape architect and where the width is not as drawn, the contractor shall re- cultivate them to the specified width at his own expense.

2.0 Ground preparation

2.1 Pre-planting herbicide application:- Apply by suitable spraying aparatus, an approved translocated systemic herbicide to the manufacturer's instructions and to 1997 Control of Pesticides Regulations and 2020 COSHH regulations on all beds, except those which are both weed free and are to receive agrotextile sheet mulch. Spray immediately if any weeds are present. If no weeds are showing but planting is delayed, spray after one month following cultivation, to allow dormant seed to germinate. All spraying shall be carried out by skilled and qualified operatives, using protective clothing, in suitable weather (no wind) and any damage caused by spray drift, from incorrect usage or spillage, shall be rectified at the contractor's own cost. Do not spray near a water body. Repeat as necessary to ensure complete kill and rake off all dead material from site.

2.2 Carry out the following works to the existing topsoil on site to ensure it Conforms to BS 3882:2015, being free from rocks larger than 50m diameter, concrete, all roots, wire, brick, and have less than 20% clay. Allow for pre-application of herbicide as above. Fertilise with 100g per meter square of Hortibase CRF (16-8-12) slow release fertilizer, in accordance with the manufacturer's instructions. For beds less than 5 meters in width, fork over thoroughly or machine rotovate soil to a depth of 450mm, ensuring that the subgrade and topsoil are completely broken up and free draining, relieving any compaction. For beds greater than 5 metres in width, break up the subgrade and topsoil using a tractor mounted subsoiler or ripper at 500mm centres to a depth of 500mm,except where there are services, or within 10 meters of tree stems or 3 meters of existing hedges. Do not rip areas where roots greater than 10mm diameter are encountered.

2.3. Determine before submitting a tender, the extent of support from the site manager with ground preparation: ensure soil of all planting beds is graded to a level 65mm below adjacent grass or paved surfaces, within 400-600mm of edges to ensure bark or wood chip mulches are retained. Where grass is proposed adjacent to paving, then the soil level shall be flush with the adjacent paved surfaces, to receive rain water run off. The landscape contractor is responsible for ensuring that the final product conforms to the specification even where the developer and/or main contractor have failed to supply and spread topsoil to the recessed level. The landscape contractor shall allow for adjustment of levels, as specified above, including for re-grading subsoil and topsoil. Where beds are sloping, ensure that topsoil is graded to the specified levels below pavement & grass surfaces within 400mm of the edges of the bed. This is to allow for sheet mulch and bark or wood chip mulch so that mulch does not spill out on to pavements and also to allow surface water to drain from paths on to planted areas.

2.4 Sloping ground that is shown to be turfed where there is paving adjacent to it topsoil levels of the grass areas shall be graded to finish flush with the finished pavement level to allow surface water to drain from pavements to soft areas. Soil of grass areas should therefore never be proud of paved areas. Soil levels more than 10 mm below pavement edges will
cause mower damage on cutting.

2.5 Imported topsoil (where specified and sanctioned by the employer) for making up ground, shall conform to BS 3882: 2015, and be free from rocks (over 50mm diameter), concrete, roots, wire and brick, and have less than greater than 20% clay. Such soil shall be cultivated as set out above. Representative samples shall first be approved by the landscape architect before being supplied to site. No imported soil shall be supplied to site without a written instruction.

3.0 Planting

3.1 All planting must be carried out in accordance with the tender document, and accompanying drawings. Refer to the tender document for the preparation of existing topsoil and required depths for planting, turfing, and trees, and also for contractual maintenance requirements.

3.2 No substitutions will be accepted without the prior agreement of the inspecting landscape architect. The contractor shall replace at once at his own cost any stock size, species or variety of plant which has not been specified on the planting plan and schedule, unless via prior written agreement, a substitution has been agreed by the inspecting landscape architect. All plants shall be true to size specified in the schedule of plants and associated notes, (2L pots are 17cm diameter and 13cm deep, 3L pots are 19cm diameter and 15cm deep, 5L pots are 22.5cm diameter and 18cm deep, 10L pots are 28cm diameter and 22.5cm deep, 15L pots are 33cm diameter and 30cm deep, 25L pots are 38.5cm diameter and 35cm deep, 30L pots are 41cm diameter and 36cm deep, 40L pots are 50cm diameter and 45cm deep, 50L pots are 55cm diameter and 50cm deep).The pot sizes will be checked on site to ensure compliance with those specified. Pots will be rejected if shrubs are supplied of a size which are not fully grown into the pot e.g. a 9cm plant recently potted into a 3L container. All shrubs, shall possess a height and spread in accordance with the plant schedule. Anything less than HTA National Plant Specification standards for each species and pot size will be rejected. Plant stock shall be bushy, healthy, disease free, not pot bound, leggy or spindly. There should be a minimum of 5 breaks per shrub. This specification is the minimum standard required and any stock falling below this standard, in the sole opinion of the inspecting landscape architect, will be rejected and shall be lifted and replaced at the contractor's expense.

3.3 All shrubs, herbaceous plants, whips and transplants shall be watered in on planting with 20 litres per square metre. Trees shall be watered in with 50 litres per tree position. Water thereafter during the contract period at weekly intervals with 30 litres of water per tree position.

3.4 Proposed feathered trees to be true to the species, variety and size as specified on the planting plan, to include 1.6m long, 100mm diameter, chestnut stake above ground dimension to be 1/3 the height of the tree, stakes to be driven vertically and 1No. sackcloth or rubber tie, with spacing device, all positioned 25mm maximum from the top of the post.

3.5 Proposed standard trees to be true to the species, variety and size as specified on the planting plan, to include 2No. 2.0m long, 100mm diameter, chestnut stakes, above ground dimension to be 1/3 the height of the tree, stakes to be driven vertically, supply and fix securely (twice screwed to each end) a half round cross brace (100mm diameter) with rubber spacer block fixed between tree stem and the cross brace and secured with 1No. sackcloth or rubber tie so the tree is securely restrained and there is no chance of the the stem chafing with the cross brace.

3.6 Turf to be of cultivated grade such as Rolawn "Medallion", or other of similar quality and source, approved by the landscape architect. The contractor shall replace at once any turf rejected by the landscape architect at his own cost. insure that the turf is laid flat and is free from hollows, lumps and bumps, cracks or brown or dried patches or other defects and that turf is well watered before before laying and again after laying. Turf areas shall be taped off using high-vis tape until well established. Access shall be only with timber scaffold planks to prevent compaction.

3.7 Self clinging climbing shrubs or wall shrubs, with "S" written after the climber name, shall be trained to the wall/fence with heavy duty, plastic coated garden wire. Training wires shall be attached vertically to the wall/fence by means of 125mm long stainless steel eye screw fittings. Position 1No. at 250mm from ground, and 1No. 250mm from top of the wall/fence, and string the wire tightly between the fixings. Train the climber to the wire with plastic coated garden wire tags.

3.8 Twining varieties of climber, with "T" written after the climber's name (in specially prepared pits or general shrub beds) shall be trained to walls/ fences by mounting ready-made trellis panels 1.8 x 1.8m generally (but 1.8 x 0.6m for corners or where space is restricted). Include for adapting any panels for locations where walls or fences are lower than 1.8m. Fix trellis panels to the walls/ fences using non rusting screws 125mm long (to be approved), incorporating 50mm cube wood spacing blocks to ensure that the panel is mounted sufficiently far from the wall/ fence to allow twining of stems. Ensure that all timber is pressure impregnated with a non phyto-toxic preservative and then painted with a dark brown non phyto-toxic preservative wood stain such as Sadolin "Classic" Jacobean Walnut or similar and approved. Ensure that the trellis is not in contact with the ground. Train the climbing shrub to the trellis with plastic coated garden wire tags.

3.9 Climbers specified outside proposed shrub beds shall have specially prepared climber pits. Climber pits shall be 400mm x 400mm and 450mm deep (minimum size), and be backfilled with topsoil (from site - unless otherwise agreed). Ensure the base of the pit is thoroughly broken up and free draining before back filling with topsoil. Ensure no damage to foundations and services, and make good all structures and surfaces disturbed. Fertilise with 50g of Hortibase CRF (16-8-12) slow release fertilizer. Water with 20 litres of water per climber pit.

4.0 Mulch

4.1 Supply and spread suitable biodegradeable sheet mulch over planting beds, previously, cultivated, graded and fertilized topsoil before planting, and peg down at a minimum of 500mm centres, (300mm at edges) and beds less than 1m wide. Pegging this densely is essential to prevent flaps of material becoming exposed. Refer to the specification for biodegradable sheet mulch on plan.

4.2 Following planting, supply and spread evenly "Rustic" Wood Chip, available from CPA horticulture tel:01994 231121 to a depth of 50mm evenly spread over all planted areas. Finished mulch levels shall be no higher than 15mm below pavement or grass levels, 300-400mm of bed edges, to avoid any spillage onto pavements or lawns. N.B. no substitution of mulch type will be acceptable. It is essential to have a no-fines, large particled, brown wood chip to reduce weed growth, reduce wind blow and prevent break down and rotting.

5.0 BS codes

5.1 All workmanship and materials shall conform to the following codes:-
5.1.1 General landscape operations (excluding hard surfaces) - BS 4428:1989.
5.1.2 Trees in relation to construction- BS 5837: 2012 and BS 6549:1999. BS 3998:2010 (recommendations for tree works) unless otherwise specified. Arboricultural Association - Standard Conditions of Contract and Specifications of Tree Works 1996.
5.1.3 Nursery stock in accordance with latest horticultural trade association nursery stock specification entitled "National Plant Specification 2010".
Plants shall conform to:
-BS 8545 : 2014 Trees from Nursery to Independence in the Landscape
-BS 3936-1 : 1992 Nursery Stock - Specification for trees and shrubs.
-BS 3936-2 : 1990 Nursery Stock- Specification for roses + AMD 6628.
-BS 3936- 4 : 2007 Nursery stock- Specification for forest trees.
-BS 3936-9 : 1998 Nursery stock- Specification forbulbs, corms and tubers.
-BS 3936-10 : 1990 Nursery stock- Specification for ground cover shrubs.
-CPSE-Committee for Plant Establishment, Handling and establishing landscape plants 1996, Part 3, paragraphs 6.2 to 6.6.
5.1.4 Glossary for Landscape Works BS 4428 :1989
5.1.5 Turf - BS 3969:1998 + A1:2013 - recommendations for turf for general purposes.
5.1.6 Seeding - EEC Regulations 1974. Use blue labelled certified varieties to EC purity and germination regulations. When requested, submit an official seed Testing Station Certificate of germination, purity and composition.
5.1.7 Topsoil - BS 3882: 2015
5.1.8 Pesticides: Control of Pesticides Regulations 1997;The Health and Safety at Work Act 1974(2005); the COSHH Regulation 2020 and the product COSHH sheet. The Water Act 2014; the Floods and Water Amendment (EU Exit) Regulations 2019; Control of Pollution Act 1974; Hedgerow ACT 1997; Wildlife and Countryside Act 1981; Countryside and Rights of way Act 2000.

GENERAL NOTES FOR THE DEVELOPER.

6.0 Tree protection
6.1 Any existing trees to be retained, are the responsibility of the main contractor on site who shall take all necessary protective measures set out in BS 5837:2012 to ensure no damage to stems or roots, to prevent compaction from vehicles or storage of materials, contamination of soil from spilages, scorching from fires and instability or stress from changes of soil level. The landscape contractor is however responsible for ensuring that neither plant, materials or labour are cause of any damage to existing trees, and like the employer, the landscape contractor shall replace at once any tree damaged on site, supplying and planting a tree of the same species and size, at his own cost. Protection barriers will comprise a scaffold framework in accordance with Figure 2 of BS 5837:2012 (The BS).
The framework will consist of vertical and horizontal scaffolds with vertical tubes spaced at no more than 3m
intervals and driven into the ground. Weld mesh (Heras or similar) panels will be securely fixed on to this
framework with wire or scaffold clamps. Tubes will be driven into the ground to a minimum depth of 600mm.
Supporting struts will be fixed to the inside of the barrier to ensure maximum rigidity.

6.2 Ground work

6.2.1 Soil levels: soil levels for shrub beds and grass areas should have any compacted subgrade thoroughly broken up by machine before instructing the ground worker to spread topsoil or the landscape contractor to commence work or the beds will become waterlogged in wet weather and the plants and turf will die.

6.2.2 Top soil depth: Topsoil spread from the site should be to the following minimum depths:- Shrub beds: 450mm. Grass areas 150mm. allow for excavation of 415mm of the subgrade for shrub beds to leave beds 65mm below finished pavement or grass areas in order to receive sheet and bark mulch. Tree pits will be dug by the landscape contractor. Top soil for turf areas shall be spread to a level 10mm below paving inorder to receive the turf. Topsoil for grass seed areas, the soil level shall be flush with any finished paved surfaces after settlement to allow for rain water to drain onto soft surfaces. Settlement shall be no greater than 5mm or problems will be encountered with mowing (the blades in danger of touching concrete edgings) or where soil is proud of pavements, then drainage problems will be encountered.

6.3 Existing topsoil and imported soil shall conform to BS 3882:2015, and be free from compaction, rocks/bricks greater than 50mm diameter, concrete, wire, roots, debris, oil, cement and builders rubble. Soil shall have a clay content of less than 20%.

7.0 Hardworks

7.1 Hard works, unless otherwise agreed, shall be carried out by the developer or main contractor, and all materials and workmanship shall be in accordance with the construction details and the layout plan.

7.2 All paths and edgings shall be set out properly to lines and radii, with all curves scribed on the ground using pointed pegs and string or site marker paint, achieving flowing natural arcs. Setting out shall be agreed with the landscape contractor and subsequently the landscape architect.

7.3 Hard surfaces shall be constructed after suitable base courses have been laid, taking full account of local site conditions, soft spots and substrate. The indicative depths of base courses are minimum depths assuming suitable substrate conditions.

7.4 All metalwork shall be finished hot dipped galvanized in accordance with BS EN ISO1460. The galvanizer shall be responsible for the thorough removal of all galvanizing smuts (fettling) to the complete satisfaction of the Landscape Architect. The decorating contractor shall prepare the galvanized surface by washing with detergent and water and scrubbing with a scouring pad until all dirt, grease, white rust & sulphates have been removed & then allowed to dry thoroughly. Supply and paint 'Icosit 6630' from Sika Ltd (tel. 01707 374444) applied with a turkhead brush strictly in accordance with the manufacturers instructions, COSHH regulations and the product COSHH sheet. Apply 2No. coats of paint with a dry film thickness of 100 microns per coat. Apply paint only when galvanized surface is thoroughly dry at temperatures above five degrees celsius and in any event above the current dew point temperature. Paint work will be subject to inspection by experts and if found wanting, shall be stripped off, re-prepared and applied entirely at the decorating contractors own cost.

7.5 All wood work shall be pressure treated with Tanolith "E" water based wood preservative, applied by vacuum pressure. The timber shall then be stained with 3No. coats of Sadolin 'Classic,' colour 'Jacobean Walnut' strictly in accordance with the manufacturers instructions, COSHH Regulations 2020 and product COSHH sheet.

GENERAL NOTES

-ALL DIMENSIONS IN MILLIMETRES
-DO NOT SCALE OFF THIS DRAWING
-ALL DIMENSIONS TO BE CHECKED ON SITE

(C)JAMES BLAKE ASSOCIATES LTD 2022

LOCATION PLAN - NOT IN SCALE

SPECIFICATION FOR HEDGE PLANTING

SPECIFICATION FOR NATIVE AND SEMI-NATIVE HEDGES e.g. Mixed native species, Carpinus betulus & Fagus sylvatica.
Hedges containing native and semi-native planting in mixes shall be planted in two straight rows set 335mm apart at a density of 6 plants per linear metre. The two rows shall be placed in the centre of the bed and shall be offset so that the plants are alternate and not opposite each other. Plants to be open ground stock 600-900mm high.

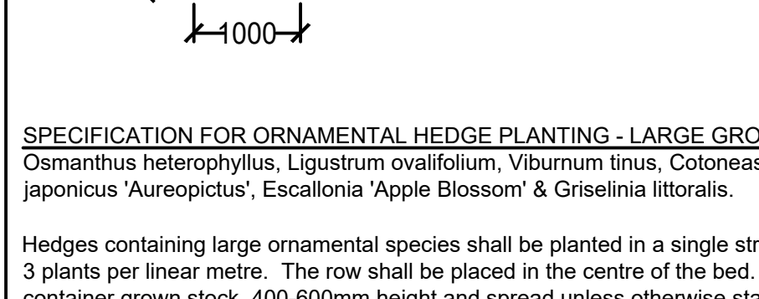

SPECIFICATION FOR ORNAMENTAL HEDGE PLANTING - LARGE GROWING SPECIES e.g. Osmanthus heterophyllus, Ligustrum ovalifolium, Viburnum tinus, Cotoneaster lacteus, Euonymus japonicus 'Aureopictus', Escallonia 'Apple Blossom' & Griselinia littoralis.

Hedges containing large ornamental species shall be planted in a single straight row at a density of 3 plants per linear metre. The row shall be placed in the centre of the bed. Hedge plants to be 3L container grown stock, 400-600mm height and spread unless otherwise stated.

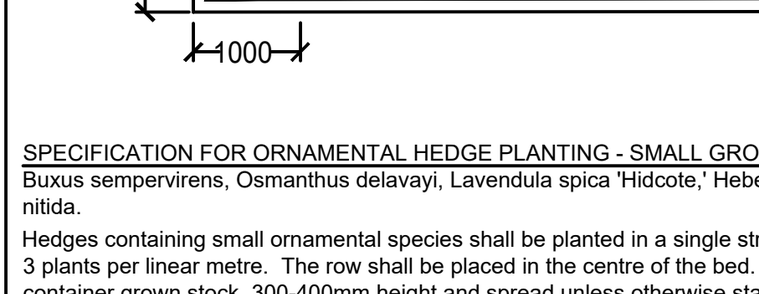

SPECIFICATION FOR ORNAMENTAL HEDGE PLANTING - SMALL GROWING SPECIES e.g. Buxus sempervirens, Osmanthus delavayi, Lavendula spica 'Hidcote,' Hebe topiara & Lonicera nitida.
Hedges containing small ornamental species shall be planted in a single straight row at a density of 3 plants per linear metre. The row shall be placed in the centre of the bed. Hedge plants to be 3L container grown stock, 300-400mm height and spread unless otherwise stated.

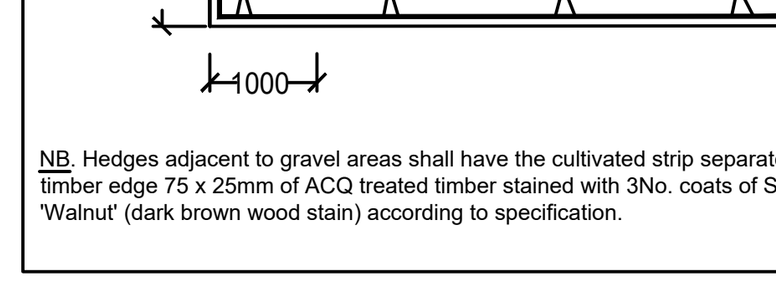

NB. Hedges adjacent to gravel areas shall have the cultivated strip separated from gravel by a timber edge 75 x 25mm of ACQ treated timber stained with 3No. coats of Sadolin 'Classic' colour 'Walnut' (dark brown wood stain) according to specification.

SPECIFICATION FOR BIODEGRADABLE SHEET MULCH FOR PLANTING

INTRODUCTION
Biodegradable sheet mulch is a woven, natural fibre, biodegradable fabric of sufficient strength to last 3-6 months to ensure weed suppression and successful plant establishment when newly disturbed soil triggers significant weed generation. The water porous product helps the ground stay moist and weed free, speeding plant growth and establishment greatly.

SPECIFICATION
1. Prepare and Cultivate imported or existing topsoil including fertlizers as necessary and water to field capacity.
N.B. Ensure that the finished soil level is at least 65mm below adjacent pavement or grass levels to receive sheet and bark mulch. For sloping beds ensure that soil levels are 65mm below pavements or grass areas within 600mm of bed edges.
2. Place suitable biodegradable sheet mulch over soil to be planted. Unroll materials, placing in overlapping rows (overlap to be no less than 50mm).
3. Bury 200mm flap of material at the extreme edges of the planting bed, or nail to concrete haunch of path edging with masonary nails @ 1m centres
4. Secure material in position by hammering in 300mm plastic pegs at 500mm centres. (300mm centres @ edges of beds).
5. Place plants on beds in intended positions.
6. Cut the fabric with sissors in "+" shape for each plant position, 400mm across.
7. Pit plant the plants, holding back the flaps of fabric, and carefully replace around the stem. Spread topsoil under sheet if friable. Remove all compacted topsoil clods from site, ensure no soil is left on top of sheet.
8. Once all the plants are planted, cover the fabric all over with 50mm of coarse, graded, free of fines large wood chip mulch available from Edwards of Brandon Tel: 01842 813555.
9. Finally, water the bed thoroughly to field capacity. (Ensure that each plant receives 2 gallons of water if the soil is dry or in warm weather conditions, otherwise apply 25L/m2).

INSET:- LAYING SHEET MULCH FOR PLANTED AREAS

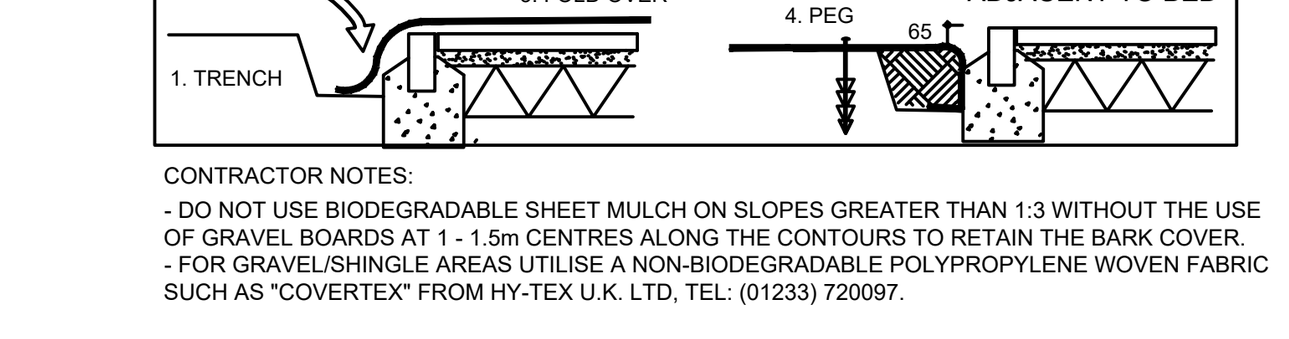

CONTRACTOR NOTES:
- DO NOT USE BIODEGRADABLE SHEET MULCH ON SLOPES GREATER THAN 1:3 WITHOUT THE USE OF GRAVEL BOARDS AT 1 - 1.5m CENTRES ALONG THE CONTOURS TO RETAIN THE BARK COVER.
- FOR GRAVEL/SHINGLE AREAS UTILISE A NON-BIODEGRADABLE POLYPROPYLENE WOVEN FABRIC SUCH AS "COVERTEX" FROM HY-TEX U.K. LTD, TEL: (01233) 720097.

NOTE

SEE SEPERATE EXTERNAL LAYOUT DRAWINGS (BY DEVELOPER) FOR SPECIFICATIONS AND ARRANGEMENT OF FENCING AND OTHER HARD WORKS

FOR FENCE LAYOUT AND SPECIFICATION REFER TO DRAWINGS BY OTHERS

ANY TREE OR PLANTS WHICH DIE, ARE REMOVED, OR BECOME SERIOULY DAMAGED OR DISEASED WITHIN A PERIOD OF 5 YEARS FROM THE COMPLETION OF THE DEVELOPMENT SHALL BE REPLACED IN THE NEXT PLANTING SEASON WITH OTHERS OF SIMILAR SIZE AND SPECIES

INSET DETAIL 1: SHRUB BED WITH COURSE WOOD CHIP MULCH OVER SUITABLE BIODEGRADABLE SHEET MULCH.

NOT TO SCALE

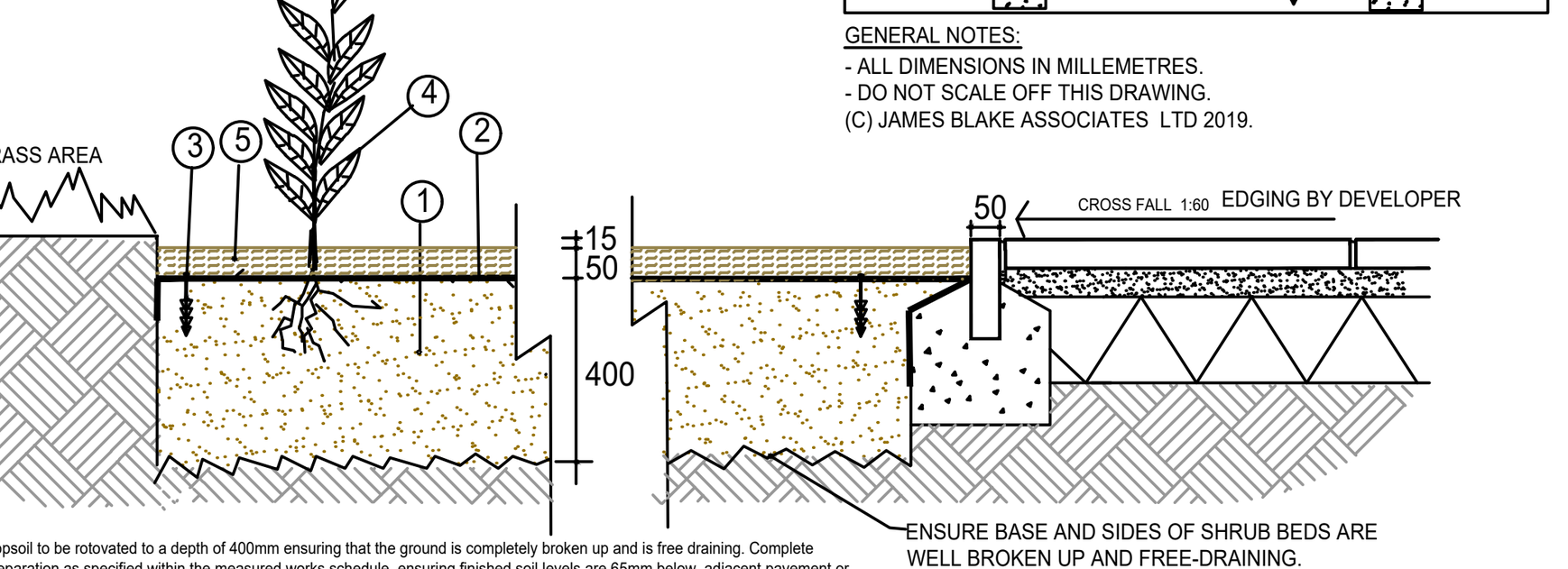

INSET:- LAYING SHEET MULCH FOR PLANTED AREAS

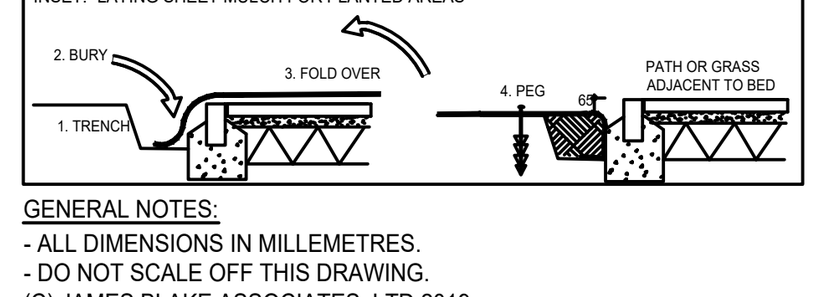

GENERAL NOTES:
- ALL DIMENSIONS IN MILLEMETRES.
- DO NOT SCALE OFF THIS DRAWING.
(C) JAMES BLAKE ASSOCIATES LTD 2019.

NOTES
1. Existing topsoil to be rotovated to a depth of 400mm ensuring that the ground is completely broken up and is free draining. Complete ground preparation as specified within the measured works schedule, ensuring finished soil levels are 65mm below adjacent pavement or grass surfaces. If soil is dry, water liberally, prior to laying sheet mulch.
2. Suitable biodegradable sheet mulch such as Hy-tex 'Ecotex Mulchmat' to be unrolled and placed in overlapping rows (overlap to be a minimum of 50mm). To be laid by burying 200mm flap of material at the extreme edges of the shrub area; and folding over itself (refer to inset on sheet mulch specification). Tuck in sheet on the opposite side of the proposed shrub area and fasten close to tucked in part with plastic pegs.
3. Suitable pegs hammered in at 500mm centres to secure sheeting. Increase frequency to 300mm centres at edges to secure sheet mulch at margins.
4. Supply and pit plant shrubs through sheeting. Refer to pit planting through sheet mulch specification.
5. "Coarse graded free-of-fines large wood chip mulch" to be darkened from aging (3-6 months minimum) available from CPA Horticulture Type 'Rustic Mulch, Tel: (01994) 231121. Mulch to cover all of biodegradable fabric to a min depth of 50mm once all plants are planted. Ensure finished levels are 15mm below adjacent turf or hard surfaces.
N.B. (A) Do not use biodegradable sheet mulch on slopes greater than 1:3 without the use of gravel boards at 1 - 1.5m centres along the contours to retain the bark cover.
(B) For gravel/shingle areas utilise a non-biodegradable polypropylene woven fabric such as "Covertex" from Hy-tex U.K. Ltd. tel: (01233) 720097. Cover the fabric all over with 40mm of clean, washed, cream / buff coloured gravel, 20mm gravel, unless otherwise stated in the key.

PIT PLANTING THROUGH SHEET MULCH SPECIFICATION
A) Place plants on sheet in intended positions
B) Cut "+" shape in to the fabric with scissors or sharp knife for each plant position. Each cut to be approximately 300mm - 500mm depending on the size of the shrub.
C) Hold back the fabric using stones etc and excavate pits of appropriate size, for example:-
-350mm depth and 300mm radius of stem, for plants specified in 10L containers.
-300mm depth and 250mm radius of stem, for plants specified in 3L or smaller containers.
D) Ensure pit sides / base are well broken up.
E) Pit plant so the nursery mark is flush with the ground.
F) Backfill with imported or existing topsoil mixed with Vitax "Q4 HN" fertiliser to suppliers instructions and 25L non peat compost per m2.
G) Firm in and replace flaps of fabric tightly around base of plant stem. ensure there is no soil what so ever over the sheet mulch. Peg as necessary.
H) Water plants with 20L/plant for 10L stock and 10L/plant for 3L or smaller stock using a fine spray hose.
I) Spread "coarse graded free-of-fines large wood chip mulch" 50mm deep. Finished surface levels to be 15mm below adjacent turf or paving.

SCHEDULE OF PLANTS

SHRUBS

QTY	CODE	PLANT NAME	STOCK	SPACING	SHC	DFB	MIN HEIGHT/SPREAD
21No.	Abe Kal	Abelia x grandiflora "Kaleidoscope"	C.G. 5L	3/m2	B		300-400 x 300-400mm
3No.	Alc mol	Alchemilla mollis	C.G. 3L	5/m2	-		100-200 x 100-200mm
5No.	Aru Kne	Aruncus dioicus "Kneiffii"	C.G. 3L	3/m2	B		300-400 x 300-400mm
172No.	Auc Var	Aucuba japonica "Variegata"	C.G. 10L	3/m2	C		600-800 x 600-800mm
115No.	Ber Pur	Bergenia cordifolia "Purpurea"	C.G. 5L	4/m2	-		100-200 x 100-200mm
94No.	Bra Sun	Brachyglottis dunedin "Sunshine"	C.G. 5L	3/m2	B		200-300 x 200-300mm
5No.	Bru mac	Brunnera macrophylla "Jackman Frost"	C.G. 2L	6/m2	A		100-200 x 100-200mm
41No.	Cam car	Campanula carpatica	C.G. 2L	6/m2	-		300-400 x 300-400mm
22No.	Cha Fil	Chamaecyparis pis. "Filif. Aurea Nana"	C.G. 10L	3/m2	-		400-600 x 400-600mm
183No.	Cho Azt	Choisya ternata "Aztec Pearl"	C.G. 10L	3/m2	C		400-600 x 400-600mm
54No.	Cho Gol	Choisya dewitteana "Aztec Gold"	C.G. 10L	3/m2	C		400-600 x 400-600mm
120No.	Cho Sun	Choisya ternata "Sundance"	C.G. 10L	3/m2	C		400-600 x 400-600mm
43No.	Cis cor	Cistus x corbariensis	C.G. 5L	3/m2	B		300-400 x 300-400mm
94No.	Cis Sun	Cistus pulverulentus "Sunset"	C.G. 5L	3/m2	B		300-400 x 300-400mm
18No.	Cis Dec	Cistus x dansereaui "Decumbens"	C.G. 5L	4/m2	B		300-400 x 300-400mm
25No.	Cor Fir	Cornus sanguinea "Midwinter Fire"	C.G. 5L	3/m2	C		400-600 x 400-600mm
30No.	Cor Ele	Cornus alba "Elegantissima"	C.G. 5L	3/m2	D	2.25	400-600 x 400-600mm
3No.	Cor Spa	Cornus alba "Spaethii"	C.G. 5L	3/m2	D	2.25	400-600 x 400-600mm
48No.	dry aff	Dryopteris affinis	C.G. 2L	6/m2	-		300-400 x 300-400mm
8No.	Ela ebb	Elaeagnus x ebbingei	C.G. 10L	3/m2	E	3	400-600 x 400-600mm
8No.	Ery Bow	Erysimum "Bowles's Mauve"	C.G. 3L	3/m2	-		200-300 x 200-300mm
5No.	Esc Bra	Escallonia "Golden Brian"	C.G. 5L	3/m2	C		400-600 x 400-500mm
52No.	Esc Don	Escallonia "Donard Seedling"	C.G. 3L	3/m2	D	2	300-400 x 300-400mm
144No.	Euo Aur	Euonymus japonicus "Ovatus Aureus"	C.G. 5L	3/m2	C		400-600 x 400-600mm
19No.	Euo Dan	Euonymus fortunei "Dan's Delight"	C.G. 3L	5/m2	A		200-300 x 200-300mm
209No.	Euo Eme	Euonymus fortunei "Emerald Gaiety"	C.G. 3L	5/m2	A		200-300 x 200-300mm
219No.	Euo Gol	Euonymus fortunei "Emerald 'n' Gold"	C.G. 3L	5/m2	A		300-400 x 300-400mm
106No.	Euo Bra	Euonymus japonicus "Bravo"	C.G. 10L	3/m2	B		600-800 x 600-800mm
180No.	Euo Pre	Euonymus "President Gaultier"	C.G. 5L	3/m2	B		400-600 x 400-600mm
42No.	Eup rob	Euphorbia robbiae	C.G. 3L	5/m2	-		300-400 x 300-400mm
7No.	Ger Joh	Geranium pratensis "Johnsons Blue"	C.G. 3L	5/m2	-		100-200 x 100-200mm
43No.	Ger Roz	Geranium "Rozanne"	C.G. 3L	5/m2	-		100-200 x 100-200mm
63No.	Ger War	Geranium x oxonianum "Wargrave Pink"	C.G. 3L	5/m2	-		100-200 x 100-200mm
19No.	Gri lit	Griselinia littoralis	C.G. 5L	3/m2	F	6	400-600 x 400-600mm
46No.	Heb Mid	Hebe "Midsummer Beauty"	C.G. 5L	3/m2	D	1.5	300-400 x 300-400mm
249No.	Heb Met	Hebe "Mette"	C.G. 5L	4/m2	B		300-400 x 300-400mm
42No.	Heb Mrs	Hebe "Mrs. Winder"	C.G. 5L	4/m2	B		300-400 x 300-400mm
145No.	Heb rak	Hebe rakaiensis	C.G. 5L	4/m2	A		300-400 x 300-400mm
16No.	Heb Red	Hebe "Red Edge"	C.G. 5L	4/m2	A		300-400 x 300-400mm
5No.	Heb Sut	Hebe "Sutherlandii"	C.G. 5L	4/m2	A		300-400 x 300-400mm
38No.	Hel lan	Helichrysum lanatum	C.G. 3L	5/m2	-		100-200 x 100-200mm
48No.	Hem Ste	Hemerocallis "Stella d'Oro"	C.G. 3L	5/m2	-		100-200 x 100-200mm
49No.	Heu Pal	Heuchera "Palace Purple"	C.G. 3L	5/m2	-		100-200 x 100-200mm
20No.	Hyd Gra	Hydrangea paniculata "Grandiflora"	C.G. 10L	3/m2	E		400-600 x 400-600mm
14No.	Hyd que	Hydrangea quercifolia	C.G. 10L	3/m2	D	1.5	400-600 x 400-600mm
9No.	Hyd Rev	Hydrangea macrophylla"Revolution Pink"	C.G. 10L	3/m2	C		400-600 x 400-600mm
218No.	Hyp Hid	Hypericum "Hidcote"	C.G. 5L	3/m2	C		600-800 x 600-800mm
45No.	Lav Hid	Lavandula angustifolia "Hidcote"	C.G. 5L	4/m2	A		300-400 x 300-400mm
49No.	Lon May	Lonicera nitida "Maygreen"	C.G. 3L	3/m2	C		300-400 x 300-400mm
31No.	Lon pil	Lonicera pileata	C.G. 3L	3/m2	B		300-400 x 300-400mm
47No.	Nan Lem	Nandina domestica "Lemlim"	C.G. 5L	3/m2	B		300-400 x 300-400mm
64No.	Phl fru	Phlomis fruticosa	C.G. 5L	3/m2	B		400-600 x 400-600mm
17No.	Phi Aur	Philadelphus coronarius "Aureus"	C.G. 5L	3/m2	D	2.25	400-600 x 400-600mm
15No.	Phi Man	Philadelphus "Manteau d'Hermine"	C.G. 5L	3/m2	B		400-600 x 400-500mm
15No.	Pho Pur	Phormium tenax "Purpureum"	C.G. 10L	3/m2	-		800-1000x 800-1000mm
67No.	Pho Jes	Phormium "Jester"	C.G. 10L	3/m2	-		800-1000x 800-1000mm
33No.	Pho Yel	Phormium "Yellow Wave"	C.G. 10L	3/m2	-		800-1000x 800-1000mm
27No.	Pho Red	Photinia x fraseri "Red Robin"	C.G. 10L	3/m2	E	3.75	800-1000x 800-1000mm
85No.	Pho Lit	Photinia x fraseri "Little Red Robin"	C.G. 5L	3/m2	B		400-600 x 400-600mm
11No.	Pot Abb	Potentilla fruticosa "Abbotswood"	C.G. 5L	3/m2	B		400-600 x 400-600mm
17No.	Pot Red	Potentilla fruticosa "Red Ace"	C.G. 3L	5/m2	B		400-600 x 400-600mm
78No.	Pru Ott	Prunus laurocerasus "Otto Luyken"	C.G. 5L	3/m2	B		400-600 x 400-600mm
23No.	Ros Flo	Rosa "Flower Carpet"	C.G. 3L	3/m2	B		300-400 x 300-400mm
45No.	Ros Bon	Rosa "Bonica"	C.G. 3L	3/m2	B		300-400 x 300-400mm
4No.	Sal Pur	Salvia officinalis "Purpurascens"	C.G. 3L	4/m2	-		200-300 x 200-300mm
25No.	San cha	Santolina chamaecyparissus	C.G. 3L	5/m2	A		200-300 x 200-300mm
6No.	Sar con	Sarcococca confusa	C.G. 3L	4/m2	D	1.5	200-300 x 200-300mm
3No.	Sar hoo	Sarcococca hookeriana var digyna	C.G. 3L	4/m2	B		200-300 x 200-300mm
21No.	Sar hum	Sarcococca humilis	C.G. 5L	4/m2	A		200-300 x 200-300mm
46No.	Spi Gol	Spirea japonica "Goldflame"	C.G. 5L	3/m2	B		300-400 x 300-400mm
31No.	Spi Ogo	Spirea thunbergii "Ogon"	C.G. 5L	3/m2	B		300-400 x 300-400mm
5No.	Sta Sil	Stachys lanata "Silver Carpet"	C.G. 2L	7/m2	-		100-200 x 100-200mm
47No.	tel pur	Tellima grandiflora 'Purpurteppich'	C.G. 2L	5/m2	-		200-300 x 200-300mm
12No.	ver bon	Verbena bonariensis	C.G. 2L	5/m2	-		200-300 x 200-300mm
151No.	Vib dav	Viburnum davidii	C.G. 5L	3/m2	B		300-400 x 300-400mm
10No.	Vib tin	Viburnum tinus "Eve Price"	C.G. 5L	3/m2	D	2.25	400-600 x 400-600mm

GRASSES AND SEDGES

QTY	CODE	PLANT NAME	STOCK	SPACING
32No.	Car Eve	Carex oshimensis "Evergold"	C.G. 3L	5/m2
22No.	Car Iri	Carex morrowii "Irish Green"	C.G. 3L	5/m2
54No.	Hak Aur	Hakonechloa macra "Aureola"	C.G. 3L	5/m2
3No.	Mis Mal	Miscanthus sinensis "Malpartus"	C.G. 5L	2/m2
8No.	Sti ten	Stipa tenuissima	C.G. 3L	5/m2

SPECIMENS PLANTED IN BEDS, GRASS OR GRAVEL

QTY	CODE	PLANT NAME	STOCK	SHC	DFB
7No.	CHO SUN	Choisya ternata "Sundance"	C.G. 10L	C	
44No.	COR AVE	Corylus avellana	C.G. 10L	E	3.75
6No.	COR SAN	Cornus sanguinea	C.G. 10L	E	2.25
3No.	HYD QUE	Hydrangea quercifolia	C.G. 10L	D	1.5
3No.	PHO RED	Photinia x fraseri "Red Robin"	C.G. 10L	E	3.75
3No.	PHO JES	Phormium tenax "Jester"	C.G. 10L	-	
8No.	SAL CAP	Salix caprea	C.G. 3L	D	1.5
7No.	THU SMA	Thuja occidentalis "Smaragd" min.1.5m high	C.G. 15L	D	1
15No.	iri sib	Iris sibirica	C.G. 2L	-	

BULB PLANTING MIXES

QTY	%	PLANT NAME	STOCK	SPACING
390m2		Bulb planting mix A		
780No.	10%	Crocus "Dutch Yellow"	bulb	20/m2
780No.	10%	Galanthus nivalis	bulb	20/m2
1560No.	20%	Narcissus "Panache"	bulb	20/m2
3900No.	50%	Hyacinthoides non-scripta	bulb	20/m2
780No.	10%	Leucojum vernum	bulb	20/m2
340m2		Bulb planting mix C		
6800No.	100%	Hyacinthoides non-scripta	bulb	20/m2

TOPIARY SPECIMEN SHRUBS/TREES PLANTED IN BEDS, GRASS OR GRAVEL

QTY	CODE	PLANT NAME	STOCK	SHC	DFB
50No.	TOP BAY	Topiary Bay (Laurus nobilis)	C.G. 10L	F	8

CLIMBERS

QTY	CODE	PLANT NAME	STOCK	SPACING	DFB
1No.	Hed col	Hedera colchica "Dentata Variegata"	"S" C.G. 3L	1/m	3
1No.	Hyd pet	Hydrangea petiolaris	"S" C.G. 3L	1/m	3
1No.	Par tri	Parthenocissus tricuspidata "Veitchii"	"S" C.G. 3L	1/m	3

FEATHERED TREES

QTY	CODE	PLANT NAME	STOCK	SIZE	DFB	MAX Ht	WD
1No.	Ace cam	Acer campestre	O.G. FTH	180-210cm	17m	22m	M
2No.	Aln glu	Alnus glutinosa	O.G. FTH	180-210cm	14m	18m	M
11No.	Bet jac	Betula jacquemontii	C.G. 15L FTH	180-210cm	6m	12m	L
2No.	Bet Dal	Betula pendula "Dalecarlica"	C.G. 15L FTH	180-210cm	7m	14m	L
4No.	Cra mon	Crataegus monogyna	O.G. FTH	180-210cm	13m	10m	H
2No.	Fag Daw	Fagus sylvatica "Dawyck"	C.G. 15L FTH	180-210cm	15m	20m	M
8No.	Pru avi	Prunus avium	O.G. FTH	180-210cm	13m	17m	M
4No.	Que rob	Quercus robur	C.G. 15L FTH	200-250cm	25m	20m	H
1No.	Sal alb	Salix alba	O.G. FTH	180-210cm	30m	24m	H
5No.	Til cor	Tilia cordata	O.G. FTH	180-210cm	17m	22m	M

STANDARD TREES

QTY	CODE	PLANT NAME	STOCK	SIZE	DFB	MAX Ht	WD
6No.	ACE CAM	Acer campestre	O.G. STD	8-10cm	17m	22m	M
4No.	ALN COR	Alnus cordata	O.G. STD	10-12cm	12m	15m	M
6No.	ALN GLU	Alnus glutinosa	O.G. STD	10-12cm	14m	18m	M
3No.	AME ROB	Amelanchier lamarckii "Robin Hill"	C.G. STD	8-10cm	7m	8m	M
10No.	BET PEN	Betula pendula	C.G. 25L STD	8-10cm	7m	14m	L
3No.	BET NIG	Betula nigra	O.G. STD	8-10cm	6m	8m	M
16No.	CAR BET	Carpinus betulus	O.G. STD	8-10cm	9m	17m	L
25No.	CAR LUC	Carpinus betulus "Lucas"	O.G. STD	8-10cm	5m	10m	L
3No.	CRA PRU	Crataegus prunifolia	O.G. STD	8-10cm	10m	8m	H
3No.	FAG DAW	Fagus sylvatica "Dawyck"	C.G. 25L STD	8-10cm	15m	20m	M
7No.	MAL GOL	Malus "Golden Hornet"	O.G. STD	8-10cm	6m	8m	M
8No.	MAL COX	Malus " Cox"	O.G. STD	8-10cm	6m	8m	M
2No.	PRU ACC	Prunus "Accolade"	C.G. STD	8-10cm	7m	9m	M
8No.	PRU AMA	Prunus "Amanogawa"	O.G. STD	8-10cm	4m	6m	M
2No.	PRU AVI	Prunus avium	O.G. STD	10-12cm	13m	17m	M
4No.	PYR CHA	Pyrus calleryana "Chanticleer"	O.G. STD	8-10cm	6m	8m	M
16No.	PYR COM	Pyrus communis	O.G. STD	8-10cm	7m	9m	M
10No.	QUE ROB	Quercus robur	C.G. 25L STD	10-12cm	25m	20m	H
1No.	QUE RUB	Quercus rubra	C.G. 25L STD	8-10cm	25m	20m	H
2No.	SAL PEN	Salix pentandra	O.G. STD	8-10cm	15m	12m	H
1No.	SOR STR	Sorbus aucuparia "Streetwise"	O.G. STD	10-12cm	5m	7m	M
9No.	TIL COR	Tilia cordata	O.G. STD	10-12cm	17m	22m	M
1No.	TIL GRE	Tilia cordata "Green Spire"	O.G. STD	10-12cm	15m	19m	M

HEAVY STANDARD TREES

QTY	CODE	PLANT NAME	STOCK	SIZE	DFB	MAX Ht	WD
2No.	ALN COR+	Alnus cordata	R.B. HVYSTD	12-14cm	12m	15m	M
4No.	CAR FRA+	Carpinus betulus "Frans Fontaine"	R.B. HVYSTD	12-14cm	9m	16m	L
3No.	LIQ STY+	Liquidambar styraciflua	R.B. HVYSTD	12-14cm	12m	16m	M
2No.	PYR CHA+	Pyrus calleryana "Chanticleer"	R.B. HVYSTD	12-14cm	6m	8m	M
1No.	TIL COR+	Tilia cordata	R.B. HVYSTD	12-14cm	17m	22m	M
12No.	TIL GRE+	Tilia cordata "Greenspire"	R.B. HVYSTD	12-14cm	15m	15m	M

EXTRA HEAVY STANDARD AND SEMI MATURE TREES

QTY	CODE	PLANT NAME	STOCK	SIZE	DFB	MAX Ht	WD
6No.	ACE STR*	Acer campestre "Streetwise"	R.B. XHVYSTD	14-16cm	6m	8m	M
1No.	ALN AUR*	Alnus incana "Aurea"	R.B XHVYSTD	14-16cm	7m	9m	M
7No.	BET FAS*	Betula pendula "Fastigiata Joes"	R.B XHVYSTD	8-10cm	3m	5m	L
7No.	CAR LUC*	Carpinus betulus "Lucas"	R.B XHVYSTD	14-16cm	5m	10m	L
4No.	PYR CHA*	Pyrus calleryana "Chanticleer"	R.B XHVYSTD	14-16cm	6m	8m	M

CONIFEROUS TREES

QTY	CODE	PLANT NAME	STOCK	SIZE	DFB	MAX Ht	WD
1No.	Pin nig	Pinus nigra	R.B. CON	250-300cm	7m	20m	M

ORNAMENTAL HEDGE PLANTING

QTY	CODE	PLANT NAME	STOCK	SPACING	SHC	DFB
60m		Hedge type 01 Single row				
180No.	Vib tin	Viburnum tinus "Eve Price"	C.G. 3L	3/m	D	2.25
64m		Hedge type 08 Single row				
132No.	Euo Aur	Euonymus japonicus "Aureopictus"	C.G. 3L	3/m	C	
284m		Hedge type 10 Single row				
24No.	Pru Ott	Prunus laurocerasus "Otto Luyken"	C.G. 3L	3/m	B	
72m		Hedge type 11 Single row				
216No.	Pho Lit	Photinia x fraseri "Little Red Robin"	C.G. 3L	3/m	B	
225m		Hedge type 15 Single row				
618No.	Euo Bra	Euonymus japonicus "Bravo"	C.G. 3L	3/m	B	
349m		Hedge type 16 Single row				
777No.	Euo Jea	Euonymus japonicus "Jean Hugues"	C.G. 3L	3/m	B	

NATIVE HEDGE MIXES

QTY	%	PLANT NAME	STOCK	SPACING	SIZE	DFB	MAX HT	W
113m		Native hedge mix 01: double staggered row						
136No.	20%	Corylus avellana	O.G. WHP	6/m	60-90cm	4m	8m	L
203No.	30%	Crataegus monogyna	O.G. WHP	6/m	60-90cm	13m	10m	H
68No.	10%	Rosa canina	O.G. WHP	6/m	60-90cm	2.3m	D	M
68No.	10%	Viburnum opulus	O.G. WHP	6/m	60-90cm	4m	5m	M
68No.	10%	Cornus sanguinea	O.G. WHP	6/m	60-90cm	2.5m	3m	M
11No.	10%	Euonymus europaeus	O.G. WHP	1/m2	60-90cm	6m	8m	M
11No.	10%	Viburnum lantana	B.R. WHP	1/m2		3.8m	E	M

PLANT MIXES

QTY	%	PLANT NAME	STOCK	SPACING	SIZE	DFB	MAX HT	
247m2		GROUND COVER MIX A (individual species to be planted in groups of approx 20)						
74No.	10%	Hebe rakaiensis	C.G. 3L	3/m2				
148No.	20%	Euonymus "Emerald & Gold"	C.G. 3L	3/m2				
222No.	30%	Lonicera "Maygreen"	C.G. 3L	3/m2				
296No.	40%	Rosa grouse	C.G. 3L	3/m2				
403m2		SUB CANOPY MIX A (individual species to be planted in groups of 5-10)						
137No.	34%	Crataegus monogyna	O.G. WHP	1/m2	60-90cm	13m	10m	H
266No.	66%	Corylus avellana	O.G. WHP	1/m2	60-90cm	4m	8m	L
2265m2		SUB CANOPY MIX B (individual species to be planted in groups of 5-10)						
677No.	30%	Crataegus monogyna	O.G. WHP	1/m2	60-90cm	13m	10m	H
227No.	10%	Viburnum opulus	O.G.	1/m2	60-90cm	4m	5m	M
227No.	10%	Rhamnus cathartica	O.G.	1/m2	60-90cm	4m	5m	M
227No.	10%	Sambucus nigra	O.G.	1/m2	60-90cm	4.5m	F	
226No.	10%	Cornus sanguinea	O.G.	1/m2	60-90cm	2.5m	3m	M
226No.	10%	Corylus avellana	O.G.	1/m2	60-90cm	4m	8m	L
113No.	5%	Pyrus pyraster	C.G. FTH	1/m2	125-150cm	8m	10m	M
113No.	5%	Malus sylvestris	O.G. FTH	1/m2	125-150cm	8m	10m	M
113No.	5%	Prunus spinosa	O.G. FTH	1/m2	125-150cm	6m	8m	M
113No.	5%	Prunus cerasifera	O.G. FTH	1/m2	125-150cm	5m	7m	M
3044m2		CANOPY MIX (species to be planted in groups of 5-10. Feathers to be at 5m intervals)						
609No.	20%	Crataegus monogyna	O.G. WHP	1/m2	60-90cm	13m	10m	H
609No.	20%	Corylus avellana	O.G. WHP	1/m2	60-90cm	4m	8m	L
609No.	20%	Carpinus betulus	O.G. FTH	1/m2	125-150cm	9m	17m	L
304No.	10%	Fagus sylvatica	O.G. FTH	1/m2	125-150cm	15m	20m	M
152No.	5%	Malus sylvestris	O.G. FTH	1/m2	125-150cm	8m	10m	M
152No.	5%	Prunus avium	O.G. FTH	1/m2	125-150cm	13m	17m	M
152No.	5%	Quercus robur	O.G. FTH	1/m2	125-150cm	25m	20m	H
152No.	5%	Tilia cordata	O.G. FTH	1/m2	125-150cm	17m	22m	M
152No.	5%	Acer campestre	O.G. FTH	1/m2	125-150cm	17m	22m	M
152No.	5%	Ilex aquifolium	C.G. 3L	1/m2		6m	12m	L
3284m2		NATIVE BUFFER PLANTING MIX A (individual species to be planted in groups of approximately 10)						
328No.	10%	Viburnum opulus	O.G. WHP	1/m2	60-90cm	2.5m	3m	M
328No.	10%	Rosa arvensis	O.G. WHP	1/m2	60-90cm	3m	D	
328No.	10%	Cornus sanguinea	O.G. WHP	1/m2	60-90cm	2.5m	3m	M
328No.	10%	Frangula alnus	O.G. WHP	1/m2	60-90cm	3.8m	E	
328No.	10%	Euonymus europaeus	O.G. WHP	1/m2	60-90cm	6m	8m	M
328No.	10%	Ligustrum vulgare	C.G. 3L	1/m2		2.5m	3.5m	M
328No.	10%	Sambucus nigra	O.G. WHP	1/m2	60-90cm	4.5m	F	
657No.	20%	Corylus avellana	O.G. WHP	1/m2	60-90cm	3m	6m	L
164No.	5%	Ilex aquifolium	C.G. 3L	1/m2		6m	12m	L
164No.	5%	Taxus baccata	C.G. 3L	1/m2		5m	12m	M
600m2		NATIVE BUFFER MIX - DAMP SOIL (individual species to be planted in groups of approximately 10)						
90No.	15%	Viburnum opulus	O.G. WHP	1/m2	60-90cm	4m	6m	M
120No.	20%	Cornus alba "Sibirca"	C.G. 3L	1/m2		2.5m	3m	M
120No.	20%	Cornus sanguinea	O.G. WHP	1/m2	60-90cm	2.5m	3m	M
90No.	15%	Cornus sericea "Flaviramea"	O.G. WHP	1/m2	60-90cm	3m	D	
90No.	15%	Rosa canina	O.G. WHP	1/m2	60-90cm	3m	D	
90No.	15%	Ligustrum vulgare	C.G. 3L	1/m2		2.5m	3.5m	M
169m2		Marginal Planting						
25No.	15%	Lychnis flos-cuculi	6No/m2 plug					
25No.	15%	Cardamine pratensis	6No/m2 plug					
17No.	10%	Juncus effuses	6No/m2 plug					
17No.	10%	Iris pseudoacorus	6No/m2 plug					
17No.	10%	Typha latifolia	6No/m2 plug					
17No.	10%	Filipendula ulmaria	6No/m2 plug					
17No.	10%	Lythrum salicaria	6No/m2 plug					
17No.	10%	Sparganium erectum	6No/m2 plug					
17No.	10%	Mentha aquatica	6No/m2 plug					

SEED MIXES

AREA	SEED MIX NAME	
21402m2	Amenity grass mix	("EG22" Mix by Emorsgate Seeds, refer to Measured Works schedule).
10046m2	Wildflower meadow mix	("EM2" Mix by Emorsgate Seeds, refer to Measured Works schedule)
8700m2	Wet Wildflower mix	("EM8" Mix by Emorsgate Seeds, refer to Measured Works schedule)
3585m2	Area to be turfed	("Medallion" by Rowlawn Ltd, refer to Measured Works Schedule)

NOTES AND ABBREVIATIONS:
R.B. = Root-balled stock
C.G. = Container grown stock
O.G. = Open ground stock, to be planted Nov 1st - March 1st
FTH = Feathered tree
STD = Standard tree
HVYSTD = Heavy Standard tree
XHVYSTD = Extra Heavy standard tree
BLE = Broad Leaf Evergreen
CON = Conifer
L = Litre container
DFB = "Distance from Buildings" based on minimum building foundation depths
Max Ht = "Maximum Height" of tree
WD = "Water Demand" of tree
SHC = Shrub Height Classification
A = < 600mm mature height
B = 600mm - 1.8m mature height
C = > 1.8m mature height with low water demand and slow growth
D = 1.8m - 3m mature height
E = 3m - 5m mature height
F = >5m mature height
Note: Plants not classified within the JBA SHC are NOT designated as shrubs. JBA understand shrubs to be defined as those plants of perennial habit with woody stems.

-Girth size is given for standard trees, otherwise all sizes refer to height. All sizes are the minimums acceptable.
-Shrubs specified as 3 litre size shall be 400-600mm minimum height and spread and 2 litre stock shall be 300-400mm minimum height and spread. These heights and spreads in relation to pot size are just a guide and the "National Plant Specification" sizes will be accepted (but will be seen as the absolute minimum acceptable). Any shrub supplied which are smaller than this will be rejected at once.
-Cornus varieties shall be twice transplanted and pruned to form bushy rounded plants. Leggy plants with few branches will be rejected, as will leggy plants which have been pruned hard.
-Plants shall be completely hardened off, any plants which show signs of scorching after planting will be rejected.

REFER TO THE ACCOMPANYING MEASURED WORKS SCHEDULE DOCUMENT FOR MORE INFORMATION
CHANGES TO SUPPLIERS/MANUFACTURERS ARE TO BE EQUAL AND APPROVED.
SUBSTITUTIONS TO SHRUB/TREE VARIETIES ARE TO BE AGREED WITH LANDSCAPE ARCHITECT.
DO NOT SCALE FROM THIS DRAWING
ALL DIMENSIONS TO BE CHECKED ON SITE

(C) JAMES BLAKE ASSOCIATES 2022

KEY

- PROPOSED FEATHERED TREE, INCLUDING STAKE AND TIE. SEE SPECIFICATION NOTES 1.1, 2.2, 2.3, 2.5, 3.1-3.4, 4.1-4.2 AND 5.1.
- PROPOSED STANDARD TREE, INCLUDING DOUBLE STAKE AND TIE. SEE SPECIFICATION NOTES 1.1, 2.2, 2.3, 2.5, 3.1-3.4, 4.1-4.2 AND 5.1.
- PROPOSED HEAVY STANDARD TREE, INCLUDING DOUBLE STAKE AND TIE. SEE SPECIFICATION NOTES 1.1, 2.2, 2.3, 2.5, 3.1-3.4, 4.1-4.2 AND 5.1.
- PROPOSED EXTRA HEAVY STANDARD TREE, INCLUDING DOUBLE STAKE AND TIE. SEE SPECIFICATION NOTES 1.1, 2.2, 2.3, 2.5, 3.1-3.4, 4.1-4.2 AND 5.1.
- PROPOSED CONIFEROUS OR BROAD LEAF EVERGREEN TREE, INCLUDING STAKE AND TIE. SEE SPECIFICATION NOTES 1.1, 2.2, 2.3, 2.5, 3.1-3.4, 4.1-4.2 AND 5.1.
- PROPOSED MULTISTEM TREE, INCLUDING UNDERGROUND GUYING. SEE SPECIFICATION NOTES 1.1, 2.2, 2.3, 2.5, 3.1-3.4, 4.1-4.2 AND 5.1.
- SHRUB AND HERBACEOUS PLANTING, INCLUDING BIODEGRADABLE SHEET AND BARK MULCH (ACCORDING TO SPECIFICATION). SEE SPECIFICATION NOTES 1.1-1.2, 2.1-2.3, 3.1-3.3, 4.1-4.2 AND 5.1.
- GROUNDCOVER PLANTING IN MIXES, INCLUDING BIODEGRADABLE SHEET AND BARK MULCH (ACCORDING TO SPECIFICATION. SEE SPECIFICATION NOTES 1.1-1.2, 2.1-2.3, 3.1-3.3, 4.1-4.2 AND 5.1.
- NATIVE WHIP AND SHRUB PLANTING IN MIXES, INCLUDING BIODEGRADABLE SHEET AND BARK MULCH (ACCORDING TO SPECIFICATION. SEE SPECIFICATION NOTES 1.1-1.2, 2.1-2.3, 3.1-3.3, 4.1-4.2 AND 5.1.
- HEDGE PLANTING, INCLUDING BIODEGRADABLE SHEET AND BARK MULCH (ACCORDING TO SPECIFICATION). REFER TO HEDGE SCHEDULES ON PLAN AND THE SCHEDULE OF QUANTITIES. SEE SPECIFICATION NOTES 1.1-1.2, 2.1-2.3, 3.1-3.3, 4.1-4.2 AND 5.1.
- HEDGE PLANTING, INCLUDING BIODEGRADABLE SHEET AND BARK MULCH (ACCORDING TO SPECIFICATION) INCLUDING TIMBER BOARD EDGING TO SEPARATE FROM GRAVEL AREA. REFER TO HEDGE SCHEDULES ON PLAN AND THE SCHEDULE OF QUANTITIES. SEE SPECIFICATION NOTES 1.1-1.2, 2.1-2.3, 3.1-3.3, 4.1-4.2 AND 5.1.
- WASHED, ROUNDED, BUFF COLOURED GRAVEL, 20mm GAUGE, 40mm DEPTH, FINISHED LEVEL 15mm BELOW ADJACENT SURFACES, LAID OVER 'COVERTEX' OVER LIGHTLY CONSOLIDATED SUBGRADE.
- SEEDED GRASS AREA. REFER TO PLANT SCHEDULE FOR SPECIFICATION OF MIX.
- CULTIVATED TURF UNLESS OTHERWISE STATED ON PLAN. SEE SPECIFICATION NOTES B4, C5 AND E1.
- WILDFLOWER SEEDED AREA. REFER TO PLANT SCHEDULE FOR SPECIFICATION OF MIX.
- WET WILDFLOWER SEEDED AREA. REFER TO PLANT SCHEDULE FOR SPECIFICATION OF MIX.
- MARGINAL PLUG PLANTED AREA. REFER TO PLANT SCHEDULE FOR SPECIFICATION OF MIX.
- BULB PLANTING IN MIXES, SPRING FLOWERING VARIETIES, REFER TO SCHEDULE FOR FURTHER INFORMATION.
- CLIMBING SHRUB IN SHRUB BEDS, GRASS/ GRAVEL OR IN PITS IN PAVING. (SEE PLAN). TWINING VARIETIES (MARKED'T') SEE NOTE C7. SELF CLIMBING VARIETIES (MARKED'S') SEE NOTE C6. SEE SPECIFICATION NOTES C1-3, C8, D1-2 AND E1.
- SPECIMEN SHRUBS IN SHRUB BEDS OR PIT PLANTED IN GRASS/GRAVEL AREAS. SPECIMEN SHRUBS IN GRASS ARE MEASURED SEPARATELY IN SCHEDULE OF QUANTITIES. SEE SPECIFICATION NOTES A1, B1-3, C1-3, D1-2 AND E1.
- EXISTING TREE TO BE RETAINED, SEE GENERAL NOTE A1 AND E1. IF PREPARED, SEE ALSO JAMES BLAKE ASSOCIATES PLAN AND SCHEDULE FOR ANY SURGERY WORKS.
- EXISTING VEGETATION GROUP OR HEDGE TO BE RETAINED, SEE GENERAL NOTE A1 AND E1. IF PREPARED, SEE ALSO JAMES BLAKE ASSOCIATES PLAN AND SCHEDULE FOR ANY SURGERY WORKS.
- ASF 103 CAST IRON BOLLARD, COLOUR BLACK AVAILABLE FROM AFS LTD TEL: 01484 401414 OR SIMILAR AND APPROVED.
- KNEE RAIL - COMPRISING 125 X 125mm TWICE WEATHERED POST 600MM ABOVE GROUND AND 600 BELOW (1200mm TOTAL), DRILLED WITH 50mm TO RECEIVE HOT DIPPED GALVANIZED MILD STEEL TUBE 48MM DIAMETER. POLES TO BE JOINED WITH MALE AND FEMALE SCREW FIT PARTS JOINS TO OCCUR WITHIN POSTS, HOLES TO BE INCREASED.
- SELF-CLOSING GATE, 900mm WIDE, COLOUR 'YELLOW', TO CONTRAST RAILINGS, SET POSTS INTO C:20:P INSITU CONCRETE FOUNDATIONS.
- DOUBLE MAINTENANCE GATE, 2.0m WIDE TO MATCH RAILINGS, SET POSTS INTO C:20:P MIX INSITU CONCRETE FOUNDATIONS.
- BITUMEN MACADAM FOOTPATHS AND HARDSTANDINGS WITHIN OPEN SPACE AREAS. WITH FLAT TOPPED PCC EDGING. ALL LAID FINISH ALL TO FALLS / CROSSFALLS OR SIMILAR AND APPROVED
- ASF 409 FRONT OPENING LITTER BIN AVAILABLE FROM AFS LTD TEL: 01484 401414 OR SIMILAR AND APPROVED.WOODSCAPE - LBS 112-2020 SQUARE LOCK LITTER BIN.
- ASF 6012 SEAT, 400 x 400 x 400mm AVAILABLE FROM AFS LTD TEL: 01484 401414 OR SIMILAR AND APPROVED.
- TREE PITS
- POLYETHYLENE MESH TURF REINFORCEMENT FOR MAINTENANCE ACCESS WITH REMOVABLE RAIL. AVAILABLE FROM TDP LTD TEL: 01629 820 022 OR SIMILAR AND APPROVED.
- B1 — SCHWEGLER 1SP HOUSE SPARROW TERRACE. AVAILABLE FROM NHBS TEL: 01803 865913 OR SIMILAR AND APPROVED. INSTALLED UNDER EAVES FACING NORTH OR EAST, OR SIMILAR AND APPROVED.
- B2 — SCHWEGLER 16S SWIFT BOX. AVAILABLE FROM NHBS TEL: 01803 865913 OR SIMILAR AND APPROVED. INSTALLED UNDER EAVES FACING NORTH OR EAST, OR SIMILAR AND APPROVED.
- SCHWEGLER 1FQ INTEGRATED ECO BAT BOX. AVAILABLE FROM NHBS TEL: 01803 865913 OR SIMILAR AND APPROVED. INSTALLED UNDER EAVES FACING DIRECTION AS SHOWN ON PLAN, OR SIMILAR AND APPROVED.
- HIBERNACULA
- PLAY EQUIPMENT AND STREET FORNITURE AVAILABLE FROM MIRACLE PLAY TEL: 01604 658240 OR SIMILAR AND APPROVED.

LANDSCAPE PROGRAMMING

DUE TO NATIONAL PLANT SHORTAGE: PLANTS MAY TAKE UP TO 4 WEEKS TO BE DELIVERED. EARLY LEAD-IN FOR SOFT LANDSCAPE IS ESSENTIAL.

REV.	DATE	INITIALS	DETAILS
B	13.04.2022	PB	AMENDED TO CLIENT COMMENTS 11.04.22
A	07.04.2022	PB/PLB	AMENDED TO CLIENT COMMENTS 05.04.22

CLIENT: VISTRY HOMES EAST MIDLANDS
DWG. TITLE: SOFT DETAILED LANDSCAPE PROPOSAL FOR PLOTS AND POS
SITE: MEPAL ROAD, SUTTON CAMBS
PURPOSE OF ISSUE: DRAFT

DRG BY	CHECKED	AUTH'D	SCALE	DATE	DWG NO.	REV.
PB/PLB/KK	JBA	JBA	1:250@A1	MARCH 2022	JBA 21/307-10	B

JAMES BLAKE ASSOCIATES
Head Office:
34-52 Out Westgate, Bury St Edmunds, Suffolk, IP33 3PA Tel: (01284) 335797
jamesblake@jba-landmarc.com www.jba-landmarc.com
LANDSCAPE ARCHITECTURE o ARBORICULTURE o ECOLOGY

Paulina Blasiak - 13/04/2022 - \\JBA-FILES-01\NewStructure\JBA\Client Projects\Vistry Homes\Vistry Homes East Midlands\21 307 Mepal Rd, Sutton Cambs\Drawings\JBA\Master\JBA 21-307-01--10 Detailed Landscape Proposals REV B.dwg