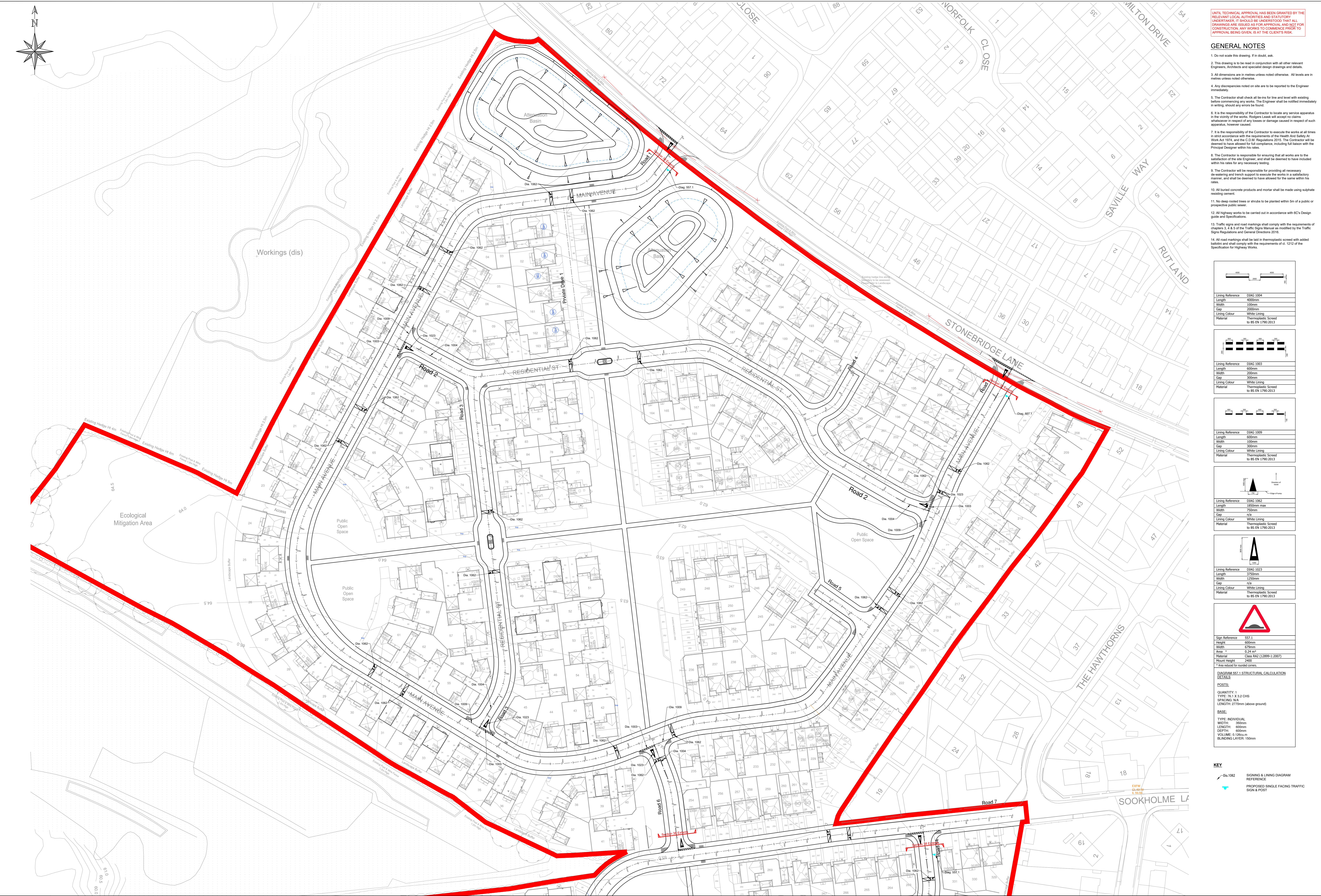
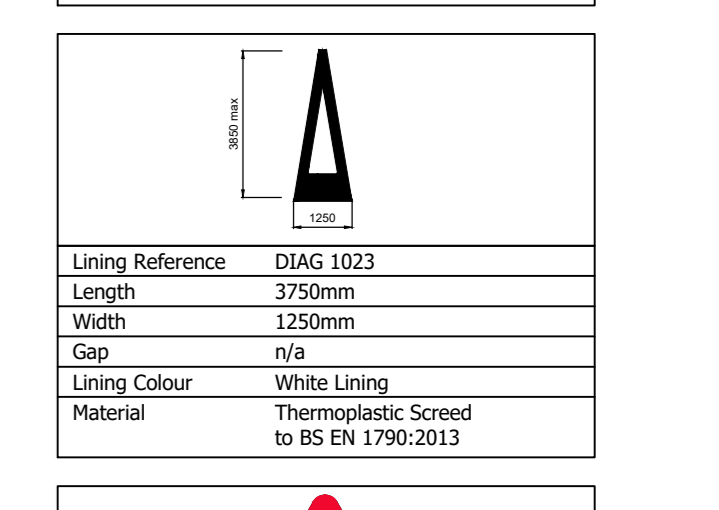
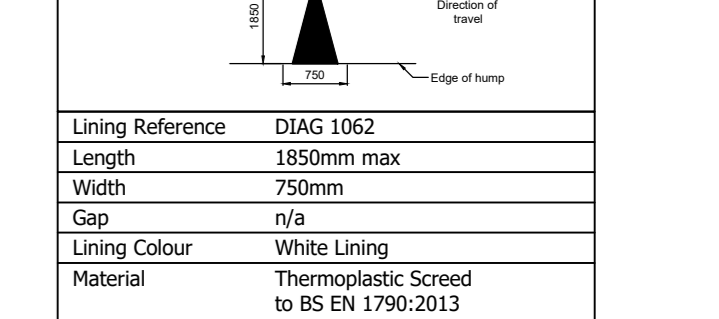

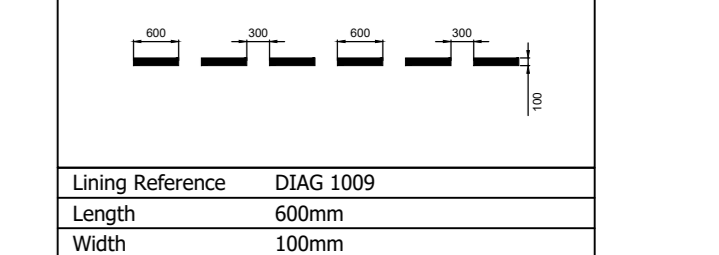
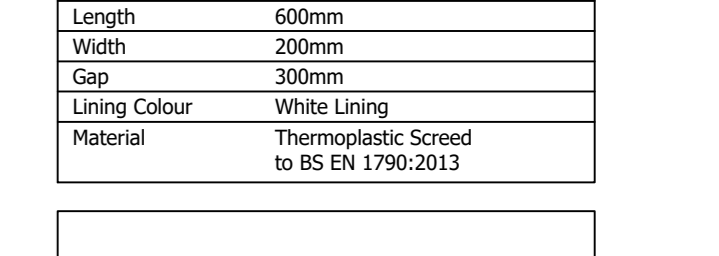
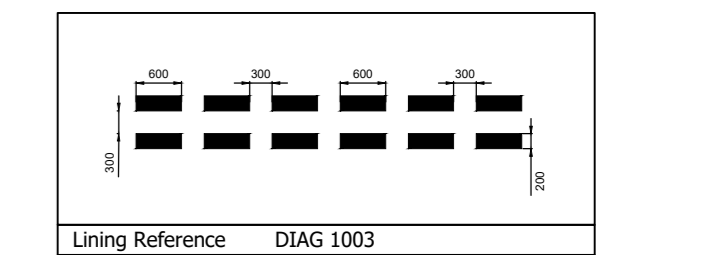
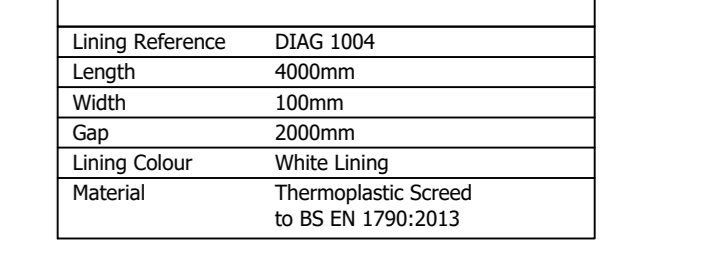
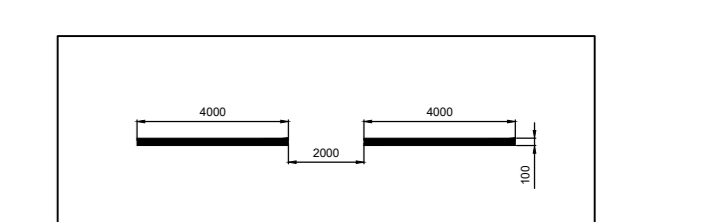


UNTIL TECHNICAL APPROVAL HAS BEEN GRANTED BY THE RELEVANT LOCAL AUTHORITIES AND STATUTORY UNDERTAKERS, IT SHOULD BE UNDERSTOOD THAT ALL DRAWINGS ARE ISSUED AS FOR APPROVAL AND NOT FOR CONSTRUCTION. ANY WORKS TO COMMENCE PRIOR TO APPROVAL BEING GIVEN, IS AT THE CLIENT'S RISK.

**GENERAL NOTES**

1. Do not scale this drawing. If in doubt, ask.
2. This drawing is to be read in conjunction with all other relevant Engineers, Architects and specialist design drawings and details.
3. All dimensions are in metres unless noted otherwise. All levels are in metres unless noted otherwise.
4. Any discrepancies noted on site are to be reported to the Engineer immediately.
5. The Contractor shall check all bearings for line and level with existing before commencing any works. The Engineer shall be notified immediately in writing, should any errors be found.
6. It is the responsibility of the Contractor to locate any service apparatus in the vicinity of the works. Rodgers Leads will accept no claims whatsoever in respect of any losses or damage caused in respect of such apparatus, however caused.
7. It is the responsibility of the Contractor to execute the works at all times in strict accordance with the requirements of the Health and Safety At Work Act 1974, and the CDM Regulations 2015. The Contractor will be deemed to have allowed for full compliance, including full liaison with the Principal Designer within his rates.
8. The Contractor is responsible for ensuring that all works are to the satisfaction of the Engineer, and shall be deemed to have included within his rates for any necessary testing.
9. The Contractor will be responsible for providing all necessary de-watering and trench support to execute the works in a satisfactory manner, and shall be deemed to have allowed for the same within his rates.
10. All buried concrete products and mortar shall be made using sulphate resisting cement.
11. No deep rooted trees or shrubs to be planted within 5m of a public or proposed public sewer.
12. All highway works to be carried out in accordance with BC's Design guide and Specifications.
13. Traffic signs and road markings shall comply with the requirements of chapters 3, 4 & 5 of the Traffic Signs Manual as modified by the Traffic Signs Regulations and General Directions 2016.
14. All road markings shall be laid in thermoplastic screed with added ballast and shall comply with the requirements of cl. 1212 of the Specification for Highway Works.



Rev	Description	Initial	Date
A	Plot levels removed	MJA	26.02.21
B	Revised to suit NCC comments	JZ	27.05.21
C	Updated to suit Layout Rev N	JZ	10.11.21
D	Updated to suit Layout Rev P	JZ	04.01.22
E	Fixed Non-Plot issue	JZ	05.01.22
F	Updated to status approved for use APU	JZ	07.01.22

**WARNING TO PURCHASERS, Property Misdescriptions Act 1991**  
 Plans and site layout are intended for illustrative purposes only and should be treated as general guides only.  
 No warranty is made as to the accuracy of the information shown on these drawings. The drawings are issued as for approval and not for construction. Any works to commence prior to approval being given, is at the client's risk.  
 All dimensions and levels are to be taken from the top of the finished ground level unless otherwise stated.

**SIGNING & LINING SHEET 1**

1:500

**BARATT**  
**DAVID WILSON HOMES**  
 WHERE QUALITY LIVES

Drawn by: MJA  
 Scale: 1:500 @ A2  
 Date: 12.02.21  
 Checked by: NMF

**H8064-324-01** Rev. F  
 NORTH MIDLANDS  
 Design & Technical Department  
 2 Hutton Road, Hutton Park, Nottingham NG6 6PY