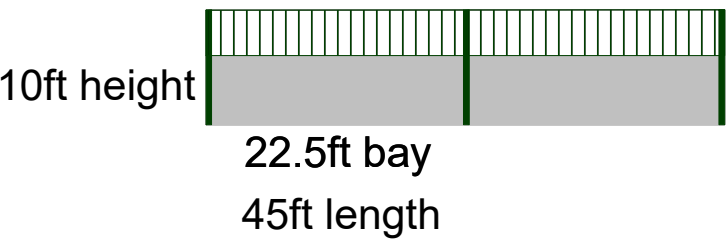


Agricultural Building Newbottle


Proposed Elevations

West (Side) Elevation



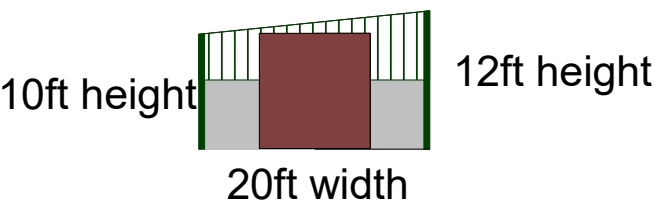
West elevation will have a 6ft high concrete blockwork with juniper green box profile sheeting above and on the roof.

East (Side) Elevation



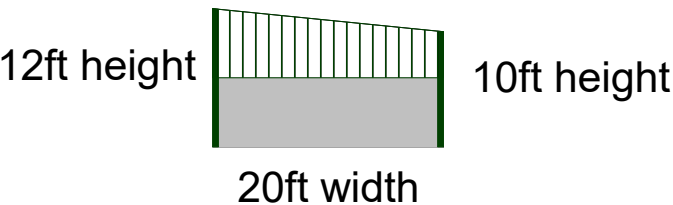
East elevation will have a 6ft high concrete panel with juniper green box profile sheeting above and on the roof.
8ft x 4ft stable style doors.

South (Front) Elevation



South elevation will have a 6ft high concrete block work with juniper green box profile sheeting above.
Roof will be flat with gradual fall to western evelvation of building.
10ft x 9ft6in double doors of timber construction.

North (Rear) Elevation



North elevation will have a 6ft high concrete block work with juniper green box profile sheeting above.
Roof will be flat with gradual fall to western elevation of building.

<div>YoungsRPS</div> <div>50 Front Street, Sedgefield</div> <div>01740 622100</div>		
<div>Proposed Elevations</div>		
SCALE : 1 : 200	@ A3	DATE : 01/06/2021
MAP FILENAME : Newbottle Agricultural Building Elevations 1		<div>N</div> <div></div>
Map data shown may contain Ordnance Survey ® products supplied by Pear Technology Services Ltd; Email: info@peartechnology.co.uk © Crown Copyright and database rights from date shown above Ordnance Survey ® licence number 100023148		