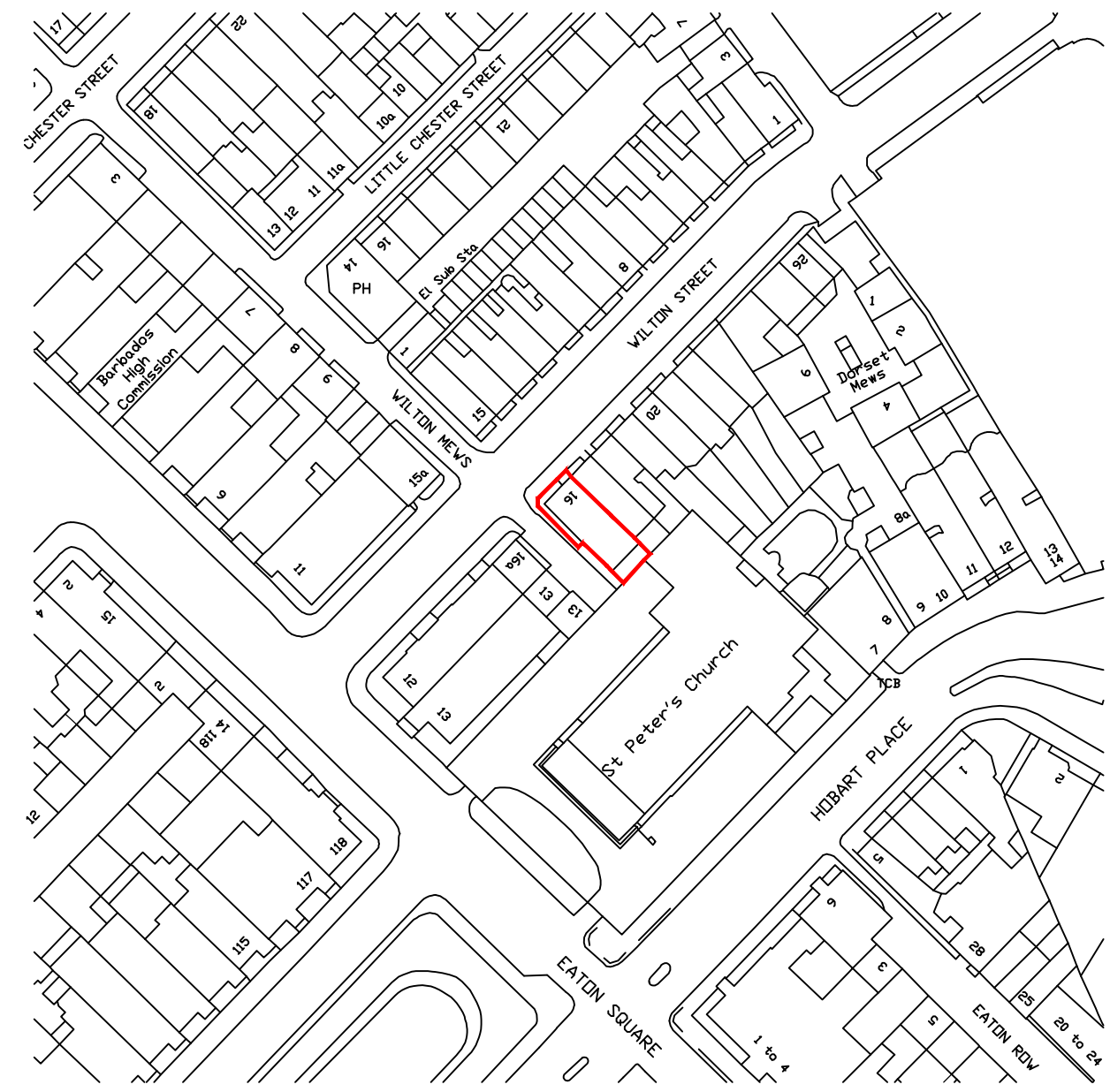

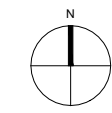


The use of this data by the recipient acts as an agreement of the following statements. Do not use this data if you do not agree with any of the following statements:-

All drawings are based upon site information supplied by third parties and as such their accuracy cannot be guaranteed. All features are approximate and subject to clarification by a detailed topographical survey, statutory service enquiries and confirmation of the legal boundaries.

Do not scale the drawing, except for planning purposes. Use figured dimensions in all cases. Check all dimensions on site.

Report any discrepancies in writing to Palmer Lunn Architects before proceeding.



Location Plan- 1:1250 @ A3  
site outlined in red

| P01 | Planning    | 31.01.2022 | NBa | APa |
|-----|-------------|------------|-----|-----|
| Rev | Description | Date       | Drn | Chk |

Status  
**PLANNING**

Client  
Mrs F Lanza

Project  
16 Wilton Street  
London, SW1X 7AX

Drawing  
Location Plan

|             |             |          |
|-------------|-------------|----------|
| Project No. | Drawing No. | Revision |
| 17007       | WST-PL-01   | P01      |
| Scale @ A3  | Drawn By    |          |
| 1:1250      | NBa         |          |