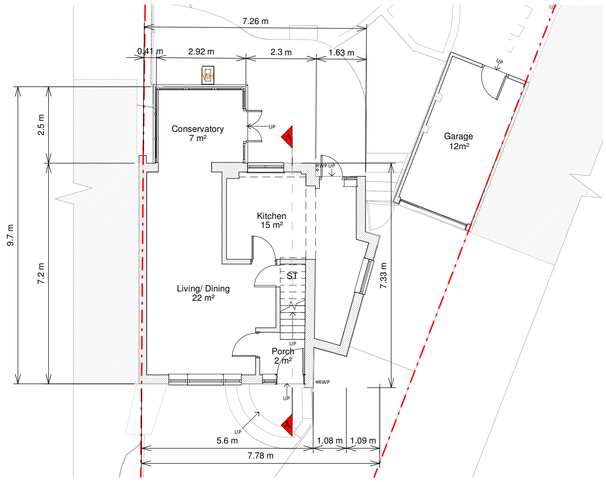

Ground Floor Plan

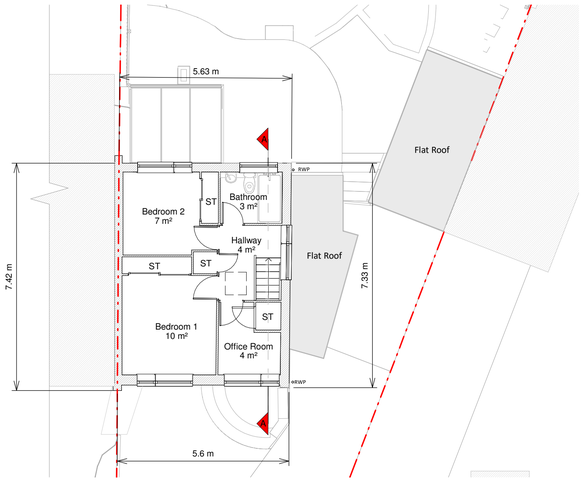

First Floor Plan

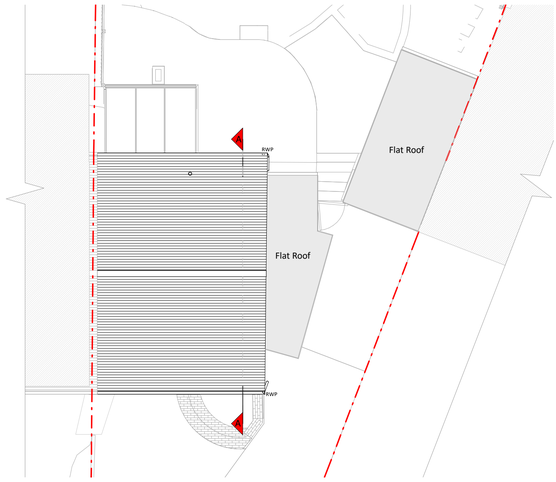

Roof Plan

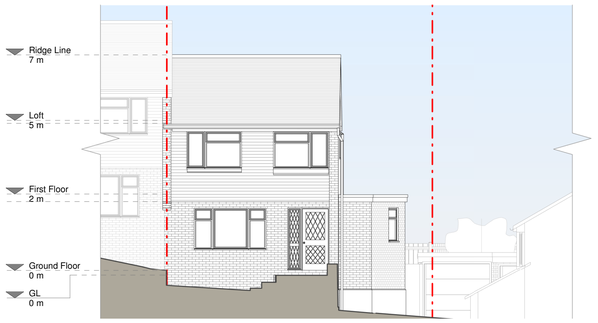

Front Elevation

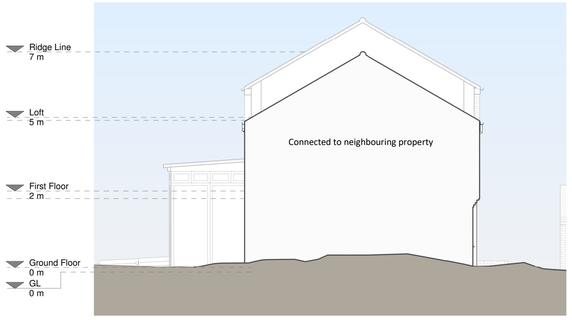

Left Side Elevation

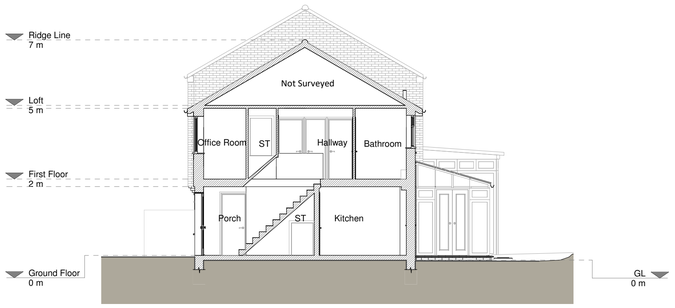

Section A - A

Rear Elevation

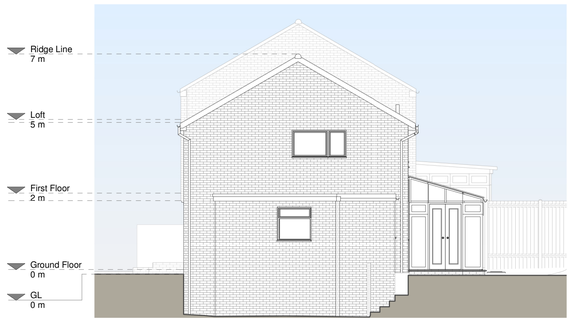

Right Side Elevation

1 0 1 2 3 4 5
SCALE 1:100 m

Copyright in the design and this drawing is the property of RESI and must not be copied or used for any purpose without written sanction of RESI. This drawing must be read in conjunction with all other relevant documentation and drawings.

RESI accepts no liability for any expense, loss or damage of whatsoever nature and however arising from any variation which has not been referred to them and their approval obtained.

Print out to actual scale. Do not scale from this drawing, use only figured dimensions. All dims are to be checked to be cross-checked on-site prior to manufacture and construction. Any discrepancies to be reported to RESI immediately.

Existing Materials:

Brickwork / Walls - Yellow brick wall

Pitched roof - Concrete tile

Flat roof - Felt

Windows - Aluminium framed window

Doors - Brown uPVC framed glazed door

RWP's / Gutter's / Fascia's - Black uPVC

KEY

Existing walls
Existing furniture
Boundary line
Level line
1.5m head height
1.8m head height

N

Revision

Rev	Notes	Date
A	Planning Issue	27/04/2022

RESI
Grow your home

Job Title
Proposed ground floor rear extension, first floor side extension, floor plan redesign and all associated works at 56 Arundel Road

Drawing Status
Planning Drawings

Client
Anthony McKernan

Drawing Title
Existing Floor Plans

Scale 1 : 100 @ A1	Drawn AR
Date April 2022	Checked GS
Drawing No. B136557-1100	Rev A