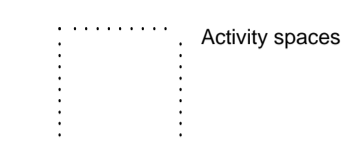


Notes.

All dimensions to be checked on site prior to manufacture and construction.
 All dimensions illustrated are in millimetres unless stated otherwise.
 Dimensions illustrated may vary during the design and construction sequences.

Layout of garden is notional



Specification for Planning

In all cases materials should be checked on site to obtain as close a match as possible to the existing

Walls:
 Skye Marble roughcast to match existing.
 Fyfe stone random rubble, mixed grey to match existing on site.
 Check for exact colours on site prior to ordering

Bespoke UPVC windows and screens with double glazing

Roof:
 Slate grey, Marley Ludlow Major profiled concrete roof tiles to match the existing
 UPVC fascias and soffits to match the existing
 Velux Rooflights as indicated.

Boundary Treatment
 Rear and side boundary concrete block walls with Skye Marble roughcast remain unaltered.
 Existing pedestrian access removed
 Vehicular access widened

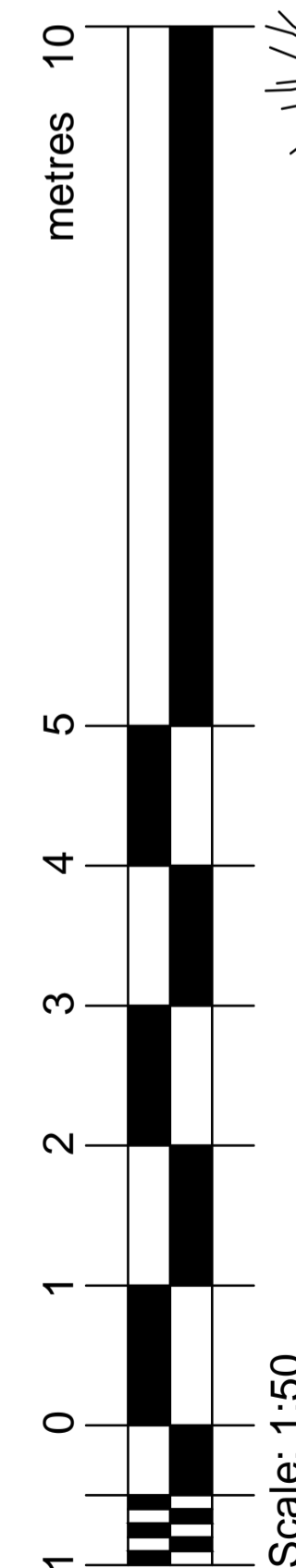
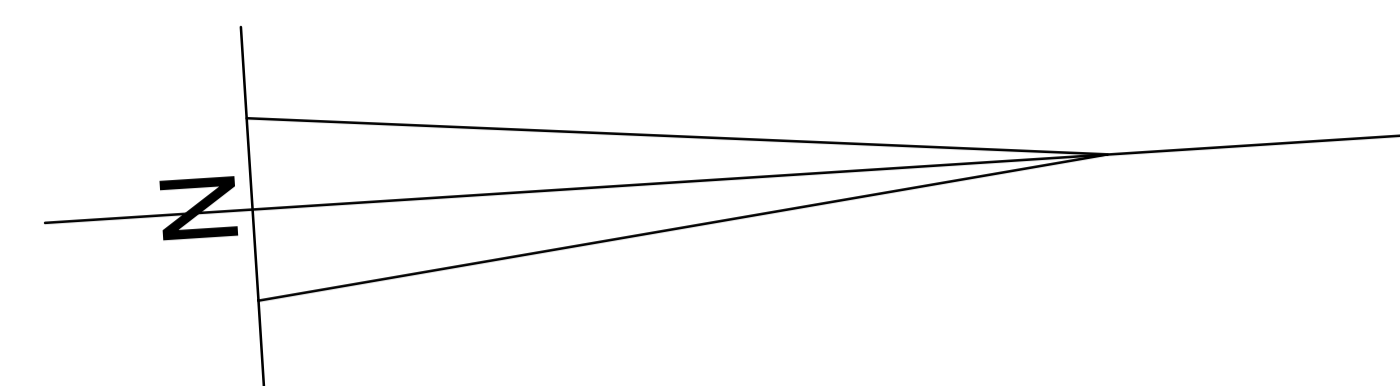
4	Additional Info for Planning App	4.5.22
3	Info for Planning App added	29.3.22
2	Layout amended	7.7.20
1	Layout amended	12.6.20
No.	Revision	Date

Murray Architects
 47 Johnston Street, Laurencekirk
 Aberdeenshire AB30 1AN
 Tel: 01561 377333 Fax: 01561 378415

Project
Alterations and Extension to House at 26 Cliff View Newtonhill, Stonehaven for Ms. S. Manson

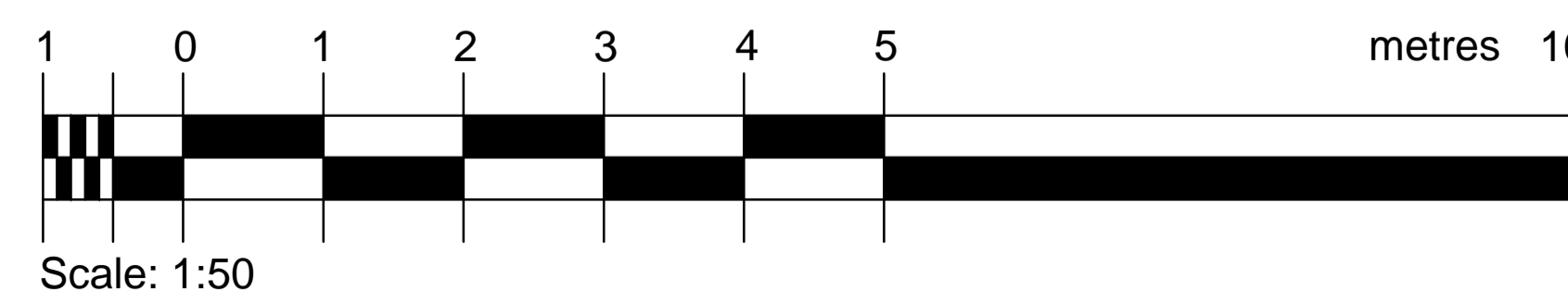
Drawing
Scheme Three (without stairs) Ground Floor Plan

Scale: 1:50	Date: March 2020
Drg. No. SM/892/07	Rev: 4



Scale: 1:50

Ground Floor Plan



Scale: 1:50

