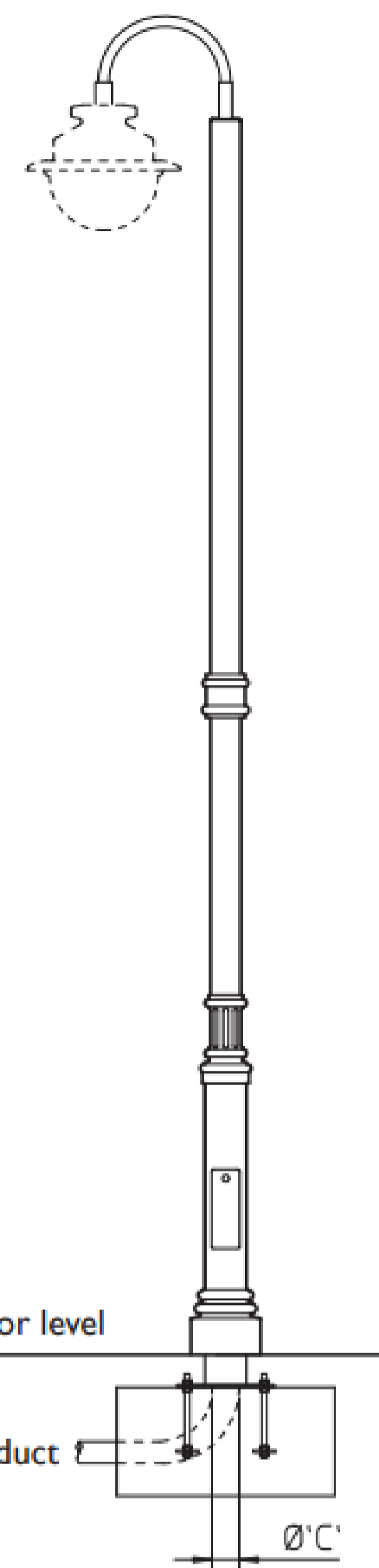
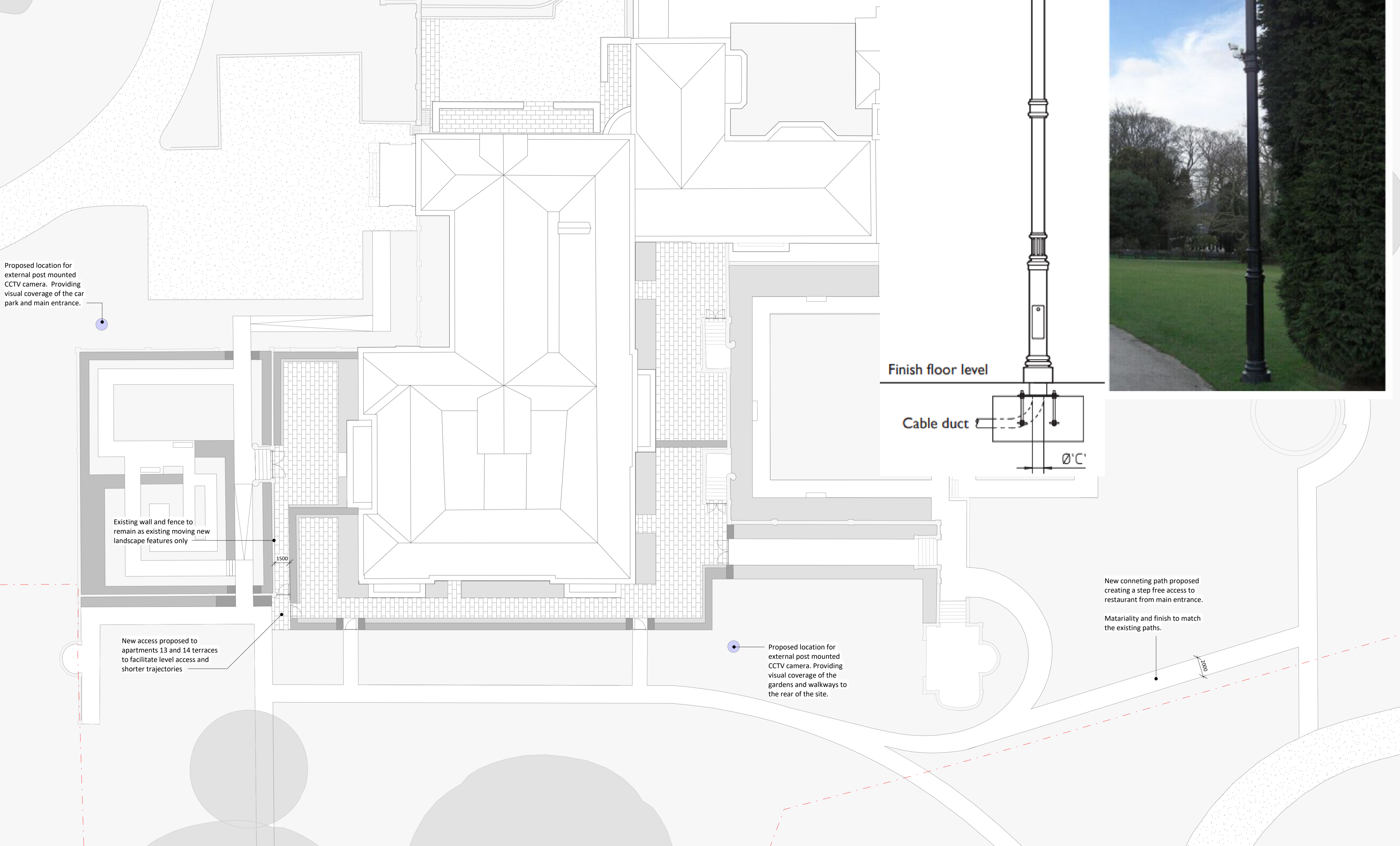


Model Ref.	'M' Height	Base size 'D1'	Column size 'D2'	Baseplate size 'L x W'	Cable access hole Ø'C'	Door aperture 'H' x 'W'	Maximum equip cap'ty	Weight Kgs.
FMVSA3		Ø168	Ø114	450 x 450	Ø200	455 x 110	25Kg.	192Kg.
FMVTU3	3 metres	Ø193	Ø139	450 x 450	Ø180	360 x 110	25Kg.	175Kg.
TCVWI3		500 Sq.	Ø168	645 x 645	Ø250	746 x 312	25Kg.	216Kg.
FMVSA4		Ø168	Ø114	450 x 450	Ø200	455 x 110	25Kg.	208Kg.
FMVTU4	4 metres	Ø193	Ø139	450 x 450	Ø180	360 x 110	25Kg.	191Kg.
TCVWI4		500 Sq.	Ø168	645 x 645	Ø250	746 x 312	25Kg.	232Kg.



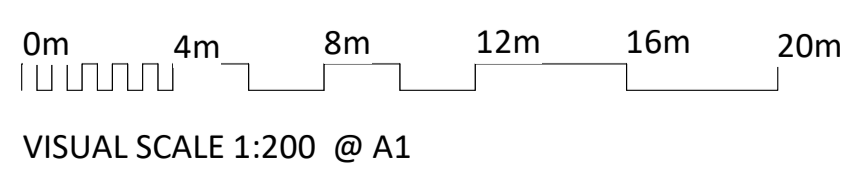
NOTES
GENERAL NOTE
 All works to be carried out in accordance with relevant BS/EN standards, relevant Codes of Practice and Building Regulations
 Do not scale from this drawing. All dimensions are to be verified on site before proceeding with the work.
 Existing features such as timber panelling decorative cornices are to be retained, and all works will be carried out with care to not damage the existing building.
 Following pre-application consultations with the LPA, works to remove and replace recently added fittings and partitions where these do not impact the existing listed structure are not considered to require Listed Building Consent



NOTES
 CONSULTANTS
 - Refer to highways consultant's drawings for details
 - Refer to landscape consultant's drawings for details
 - Landscaping layout is indicative only
 AREAS
 - Refer to area schedule
 © Copyright Reserved. ColladoCollins Architects Ltd

Rev	Notes	Date	By	Auth
P1	Listed Building Application 4 Issue	23-03-22	DH	CB

KEY
 - - - APPLICATION BOUNDARY
 - - - OWNERSHIP BOUNDARY



ColladoCollins Architects
 17-19 Foley Street
 London W1W 6DW
 T 020 7580 3490
 F 020 7580 2917
 info@colladocollins.com
 www.colladocollins.com
 Date: 03/18/22
 Drawn By: CB
 Checked by: DH
 Scale @ A1: 1:200
 Scale @ A3: 1:400
 Project No: 20032

HOARE LEA (H)
 Mark up.
 BRIAN.FARRINGTON
 29/04/2022
 Wildernesse House_Phase1 CCTV Proposals_R1

Elysian Residences
 Wildernesse House, Sevenoaks
 Proposed - Landscape Plan
 PLANNING
 WDH-CCA-SW-RF-DR-A-P1.000