



Customer Name: Mr Mick Hodgson
Installation Address: 4 Newhouse, Wearhead, BISHOP AUCKLAND, County Durham, DL13 1QA
Home Telephone: [REDACTED]
Customer Service Centre: Ayr Business Centre (2)
Surveyor Name: [REDACTED]
Purchase Agreement No.: [REDACTED]
Daytime Telephone: [REDACTED]
Surveyor Code: [REDACTED]


Illustrations are to show openings and design styles as viewed from inside, and are not drawn in proportion or to scale with each other




1) Admin Administration-Order Administration
 ADM1A, , Services Fee: Yes




2) Lounge Window-Softwood Timber Casement Win
 T16, 1435 mm. wide x 1285 mm. high, B Dimension: 478, C Dimension: 957, External Finish: Arctic White, Glass Whole Frame: 4mm Clear, Handle Finish: White, Handle Style: Modern Offset, Internal Finish: Arctic White, Lock Type: Shootbolt, Sash Style: Storm Proof, Sealed Unit Type: Energy Saver Plus, Spacer Colour: Silver/Grey, Stay Type: Standard



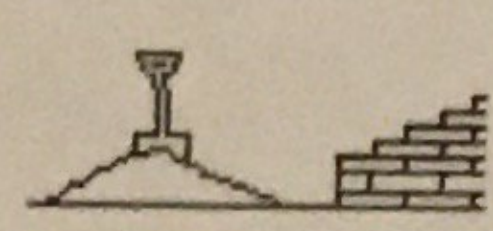
3) Dining Window-Softwood Timber Casement Win
 T15, 1095 mm. wide x 1450 mm. high, B Dimension: 547, External Finish: Arctic White, Glass Whole Frame: 4mm Clear, Handle Finish: White, Handle Style: Modern Offset, Internal Finish: Arctic White, Lock Type: Shootbolt, Sash Style: Storm Proof, Sealed Unit Type: Energy Saver Plus, Spacer Colour: Silver/Grey, Stay Type: Standard



4) Bedroom Window-Softwood Timber Casement Win
 T14, 820 mm. wide x 1245 mm. high, B Dimension: 410, External Finish: Arctic White, Glass Whole Frame: 4mm Clear, Handle Finish: White, Handle Style: Modern Offset, Internal Finish: Arctic White, Lock Type: Shootbolt, Sash Style: Storm Proof, Sealed Unit Type: Energy Saver Plus, Spacer Colour: Silver/Grey, Stay Type: Standard



5) Bedroom Window-Softwood Timber Casement Win
 T15, 1110 mm. wide x 1440 mm. high, B Dimension: 555, External Finish: Arctic White, Glass Whole Frame: 4mm Clear, Handle Finish: White, Handle Style: Modern Offset, Internal Finish: Arctic White, Lock Type: Shootbolt, Sash Style: Storm Proof, Sealed Unit Type: Energy Saver Plus, Spacer Colour: Silver/Grey, Stay Type: Standard



6) Exterior Building Works-Access Equipment
 BD1, , Are windows externally beaded?: Yes, Elevation: Front, Equipment Type: Easidac, External Face Brick?: Yes, Minimum Available Depth(mm): 3000, No of Storeys: 2, To Fit Windows: Yes, Working Platform Height(mm): 2000