
































KEY

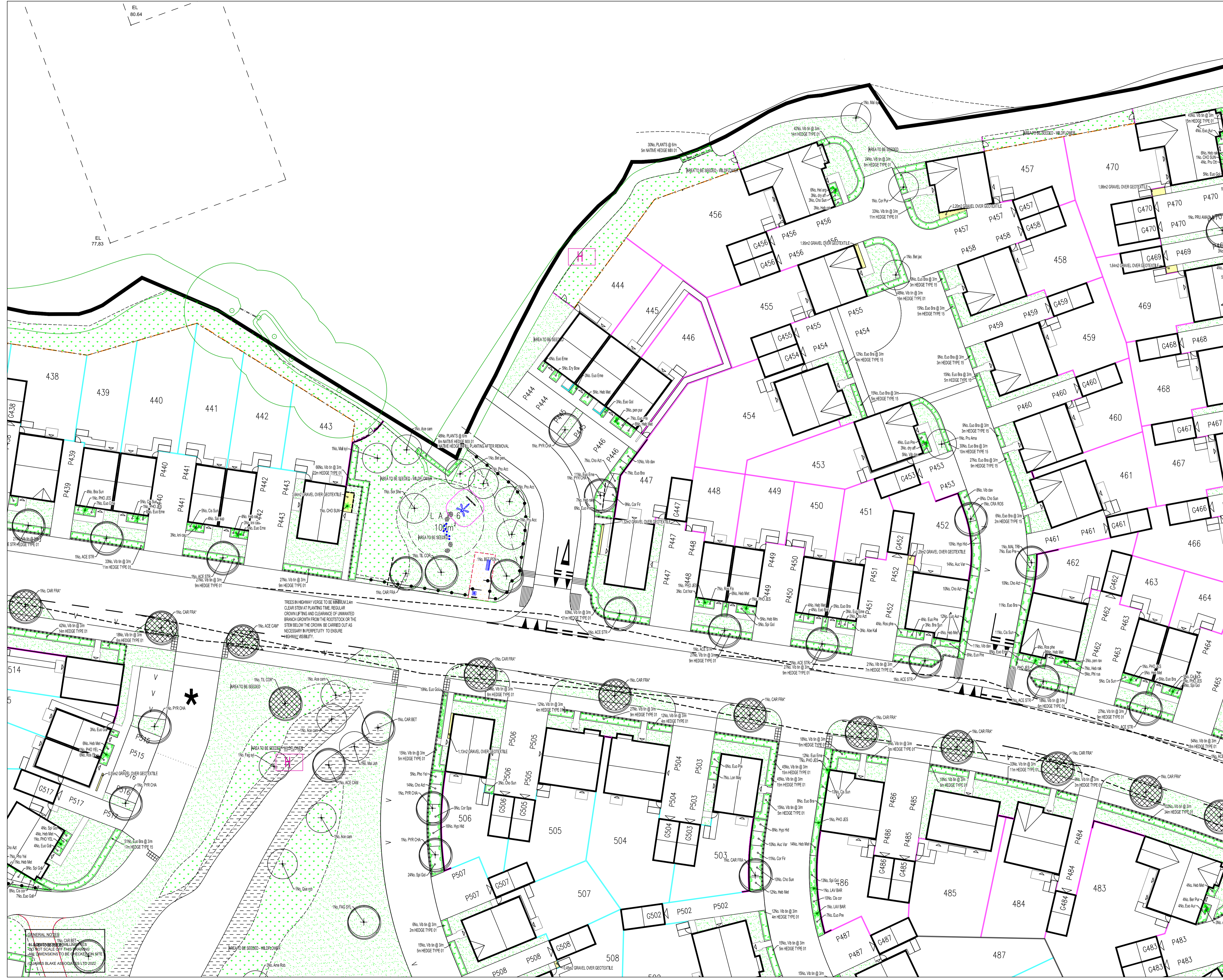
-  PROPOSED FEATHERED TREE, INCLUDING STAKE AND TIE. SEE SPECIFICATION NOTES 1.1, 2.2, 2.3, 2.5, 3.1-3.4, 4.1-4.2 AND 5.1.
-  PROPOSED STANDARD TREE, INCLUDING DOUBLE STAKE AND TIE. SEE SPECIFICATION NOTES 1.1, 2.2, 2.3, 2.5, 3.1-3.4, 4.1-4.2 AND 5.1.
-  PROPOSED EXTRA HEAVY STANDARD TREE, INCLUDING DOUBLE STAKE AND TIE. SEE SPECIFICATION NOTES 1.1, 2.2, 2.3, 2.5, 3.1-3.4, 4.1-4.2 AND 5.1.
-  PROPOSED CONIFEROUS OR BROAD LEAF EVERGREEN TREE, INCLUDING STAKE AND TIE. SEE SPECIFICATION NOTES 1.1, 2.2, 2.3, 2.5, 3.1-3.4, 4.1-4.2 AND 5.1.
-  PROPOSED MILLIESTEM TREE, INCLUDING UNDERGROUND GUYING. SEE SPECIFICATION NOTES 1.1, 2.2, 2.3, 2.5, 3.1-3.4, 4.1-4.2 AND 5.1.
-  SHRUB AND HERBACEOUS PLANTING, INCLUDING BIODEGRADABLE SHEET AND BARK MULCH (ACCORDING TO SPECIFICATION). SEE SPECIFICATION NOTES 1.1-1.2, 2.1-2.3, 3.1-3.3, 4.1-4.2 AND 5.1.
-  NATIVE WHP AND SHRUB PLANTING IN MIXES, INCLUDING BIODEGRADABLE SHEET AND BARK MULCH (ACCORDING TO SPECIFICATION). SEE SPECIFICATION NOTES 1.1-1.2, 2.1-2.3, 3.1-3.3, 4.1-4.2 AND 5.1.
-  HEDGE PLANTING, INCLUDING BIODEGRADABLE SHEET AND BARK MULCH (ACCORDING TO SPECIFICATION). REFER TO HEDGE SCHEDULES ON PLAN AND THE SCHEDULE OF QUANTITIES. SEE SPECIFICATION NOTES 1.1-1.2, 2.1-2.3, 3.1-3.3, 4.1-4.2 AND 5.1.
-  HEDGE PLANTING, INCLUDING BIODEGRADABLE SHEET AND BARK MULCH (ACCORDING TO SPECIFICATION) INCLUDING TIMBER BOARD EDGING TO SEPARATE FROM GRAVEL AREA. REFER TO HEDGE SCHEDULES ON PLAN AND THE SCHEDULE OF QUANTITIES. SEE SPECIFICATION NOTES 1.1-1.2, 2.1-2.3, 3.1-3.3, 4.1-4.2 AND 5.1.
-  WASHED, ROUNDED, BUFF COLOURED GRAVEL, 20mm GAUGE, 40mm DEPTH, FINISHED LEVEL 15mm BELOW ADJACENT SURFACES, LAD OVER 'COVERTY' OVER LIGHTLY CONSOLIDATED SUBGRADE.
-  SEEDED GRASS AREA. REFER TO PLANT SCHEDULE FOR SPECIFICATION OF MIX.
-  CULTIVATED TURF UNLESS OTHERWISE STATED ON PLAN. SEE SPECIFICATION NOTES B4, C5 AND E1.
-  WILDFLOWER SEEDED AREA. REFER TO PLANT SCHEDULE FOR SPECIFICATION OF MIX.
-  WET WILDFLOWER SEEDED AREA. REFER TO PLANT SCHEDULE FOR SPECIFICATION OF MIX.
-  MARGINAL PLUG PLANTED AREA. REFER TO PLANT SCHEDULE FOR SPECIFICATION OF MIX.
-  BULB PLANTING IN MIXES, SPRING FLOWERING VARIETIES. REFER TO SCHEDULE FOR FURTHER INFORMATION.
-  EXISTING GROUND FLORA AND GRASSLAND TO BE RETAINED AND MANAGED.
-  SEASONAL HIGHLIGHT HERBACEOUS PLANTS WITHIN SHRUB BED MEASURED SEPARATELY IN SCHEDULE OF QUANTITIES. SEE SPECIFICATION NOTES A1, B1-3, C1-3, D1-2 AND E1.
-  SPECIMEN SHRUBS IN SHRUB BEDS OR PIT PLANTED IN GRASS/GRASSLAND AREAS. SPECIMEN SHRUBS IN GRASS ARE MEASURED SEPARATELY IN SCHEDULE OF QUANTITIES. SEE SPECIFICATION NOTES A1, B1-3, C1-3, D1-2 AND E1.
-  EXISTING TREES TO BE RETAINED. SEE GENERAL NOTE A1 AND E1 IF PREPARED.
-  EXISTING VEGETATION GROUP OR HEDGE TO BE RETAINED. SEE GENERAL NOTE A1 AND E1.
-  KNEE RAIL - COMPRISING 125 x 125mm TWICE WEATHERED POST 600mm ABOVE GROUND AND 100 BELOW (2300mm TOTAL), DRILLED WITH 50mm TO RECEIVE HOT DIPPED GALVANIZED MILD STEEL TUBE 48MM DIAMETER. POLES TO BE JOINED WITH MALE AND FEMALE SCREW FIT PARTS JOINS TO OCCUR WITHIN POSTS, HOLES TO BE INCREASED.
-  CHAIN LINK FENCE TO ALLOTMENTS.
-  POST AND RAIL FENCE TO SUDS AREAS. ALSO REFER TO A SEPARATE PLAN BY ENGINEERS.
-  BALL STOP FENCE TO SPORTS PITCH. REFER TO MIRACLE PLAY SPECIFICATION OR SIMILAR AND APPROVED.
-  BITUMEN MACADAM FOOTPATHS AND HARDSTANDINGS WITHIN OPEN SPACE AREAS. WITH FLAT TOPPED PCC EDGING. ALL LAD FINISH ALL TO FALLS / CROSSFALLS OR SIMILAR AND APPROVED.
-  DOUBLE MAINTENANCE GATE, 3.0m WIDE TO MATCH FENCING.
-  HIBERNACULUM AS PART OF ECOLOGICAL ENHANCEMENTS
-  ALLOTMENTS TO BE DETAILED AT A LATER STAGE

FOR PLAY AREA EQUIPMENT PLEASE REFER TO MIRACLE PLAY PLANS. EQUIPMENT BY MIRACLE PLAY OR SIMILAR AND APPROVED.

LANDSCAPE PROGRAMMING
 DUE TO NATIONAL PLANT SHORTAGE, PLANTS MAY TAKE UP TO 4 WEEKS TO BE DELIVERED. EARLY LEAD-IN FOR SOFT LANDSCAPE IS ESSENTIAL.

CLIENT	DRWG TITLE
VICTORY SOUTH WEST	DETAILED SOFT LANDSCAPE PROPOSALS FOR PLOTS AND PDS
SITE	DATE
GLOBALLY ROAD REDFORD, PHASE 2	11/10/22
PURPOSE OF ISSUE	SCALE
PLANNING - RESERVED MATTERS	1:2000(A1)
DRG BY	CHECKED
PHB/BJA	BA
AUTH'D	DATE
BA	OCTOBER 2021
SCALE	DRWG NO.
1:2000(A1)	BA 2104(20)
DATE	REV. I
OCTOBER 2021	

JAMES BLAKE ASSOCIATES
 Head Office: 34-52 Our Westgate, Bury St Edmunds, Suffolk, IP33 3PA Tel: (01284) 335797
 james.blake@jba.com www.jamesblake.com
 LANDSCAPE ARCHITECTURE • ARBORICULTURE • ECOLOGY



GENERAL NOTES
 ALL DIMENSIONS TO FACE UNLESS OTHERWISE STATED.
 ALL DIMENSIONS TO BE CHECKED ON SITE.
 © JAMES BLAKE ASSOCIATES LTD 2022