
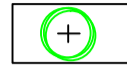






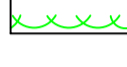
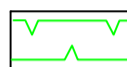









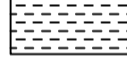
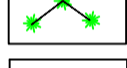


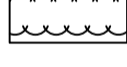
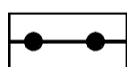

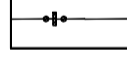


GENERAL NOTES
 ALL DIMENSIONS IN MILLIMETRES
 DO NOT SCALE OFF THIS DRAWING
 ALL DIMENSIONS TO BE CHECKED ON SITE
 © JAMES BLAKE ASSOCIATES LTD 2022

KEY

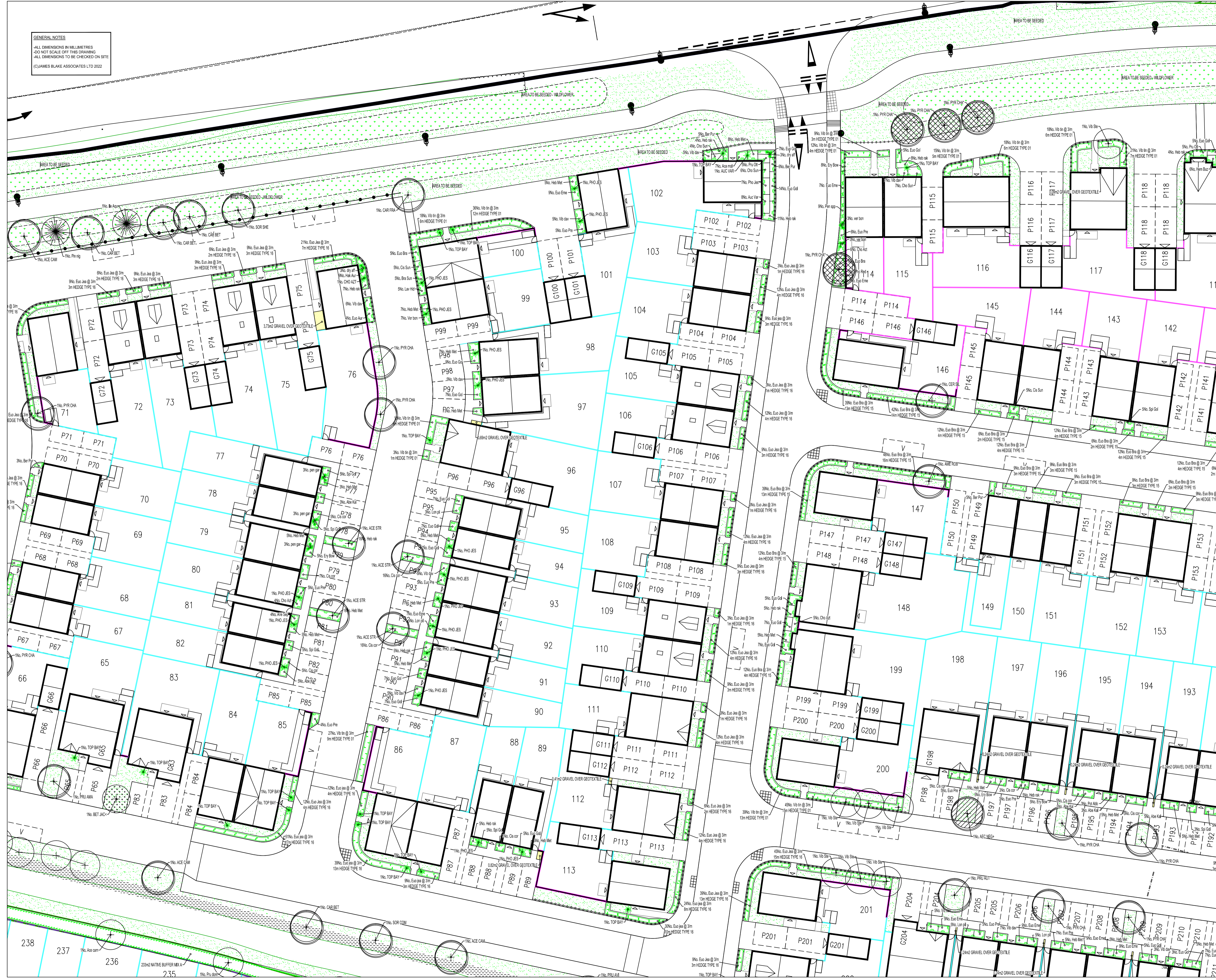
-  PROPOSED FEATHERED TREE, INCLUDING STAKE AND TIE. SEE SPECIFICATION NOTES 1.1, 2.2, 2.3, 2.5, 3.1-3.4, 4.1-4.2 AND 5.1.
-  PROPOSED STANDARD TREE, INCLUDING DOUBLE STAKE AND TIE. SEE SPECIFICATION NOTES 1.1, 2.2, 2.3, 2.5, 3.1-3.4, 4.1-4.2 AND 5.1.
-  PROPOSED HEAVY STANDARD TREE, INCLUDING DOUBLE STAKE AND TIE. SEE SPECIFICATION NOTES 1.1, 2.2, 2.3, 2.5, 3.1-3.4, 4.1-4.2 AND 5.1.
-  PROPOSED EXTRA HEAVY STANDARD TREE, INCLUDING DOUBLE STAKE AND TIE. SEE SPECIFICATION NOTES 1.1, 2.2, 2.3, 2.5, 3.1-3.4, 4.1-4.2 AND 5.1.
-  PROPOSED CONIFEROUS OR BROAD LEAF EVERGREEN TREE, INCLUDING STAKE AND TIE. SEE SPECIFICATION NOTES 1.1, 2.2, 2.3, 2.5, 3.1-3.4, 4.1-4.2 AND 5.1.
-  PROPOSED UNDERGROWTH TREE, INCLUDING UNDERGROUND GUYING. SEE SPECIFICATION NOTES 1.1, 2.2, 2.3, 2.5, 3.1-3.4, 4.1-4.2 AND 5.1.
-  SHRUBS AND HERBACEOUS PLANTING, INCLUDING BIOGRADABLE SHEET AND BARK MULCH (ACCORDING TO SPECIFICATION). SEE SPECIFICATION NOTES 1.1-1.2, 2.1-2.3, 3.1-3.3, 4.1-4.2 AND 5.1.
-  NATIVE WHIP AND SHRUB PLANTING IN MIXES, INCLUDING BIOGRADABLE SHEET AND BARK MULCH (ACCORDING TO SPECIFICATION). SEE SPECIFICATION NOTES 1.1-1.2, 2.1-2.3, 3.1-3.3, 4.1-4.2 AND 5.1.
-  HEDGE PLANTING, INCLUDING BIOGRADABLE SHEET AND BARK MULCH (ACCORDING TO SPECIFICATION). REFER TO HEDGE SCHEDULES ON PLAN AND THE SCHEDULE OF QUANTITIES. SEE SPECIFICATION NOTES 1.1-1.2, 2.1-2.3, 3.1-3.3, 4.1-4.2 AND 5.1.
-  HEDGE PLANTING, INCLUDING BIOGRADABLE SHEET AND BARK MULCH (ACCORDING TO SPECIFICATION) INCLUDING TIMBER BOARD EDGING TO SEPARATE FROM GRAVEL AREA. REFER TO HEDGE SCHEDULES ON PLAN AND THE SCHEDULE OF QUANTITIES. SEE SPECIFICATION NOTES 1.1-1.2, 2.1-2.3, 3.1-3.3, 4.1-4.2 AND 5.1.
-  WASHED, ROUNDED, BUFF COLOURED GRAVEL, 20mm GAUGE, 40mm DEPTH, FINISHED LEVEL 15mm BELOW ADJACENT SURFACES, LAID OVER 'COVEXTEX' OVER LIGHTLY CONSOLIDATED SUBGRADE.
-  SEEDED GRASS AREA. REFER TO PLANT SCHEDULE FOR SPECIFICATION OF MIX.
-  CULTIVATED TURF UNLESS OTHERWISE STATED ON PLAN. SEE SPECIFICATION NOTES B4, C5 AND E1.
-  WILDFLOWER SEEDED AREA. REFER TO PLANT SCHEDULE FOR SPECIFICATION OF MIX.
-  WET WILDFLOWER SEEDED AREA. REFER TO PLANT SCHEDULE FOR SPECIFICATION OF MIX.
-  MARGINAL PLUG PLANTED AREA. REFER TO PLANT SCHEDULE FOR SPECIFICATION OF MIX.
-  BULB PLANTING IN MIXES, SPRING FLOWERING VARIETIES. REFER TO SCHEDULE FOR FURTHER INFORMATION.
-  EXISTING GROUND FLORA AND HERBACEOUS TO BE RETAINED AND MANAGED.
-  SEASONAL HIGHLIGHT HERBACEOUS PLANTS WITH SHRUB BED MEASURED SEPARATELY IN SCHEDULE OF QUANTITIES. SEE SPECIFICATION NOTES A1, B1-3, C1-3, D1-2 AND E1.
-  SPECIMEN SHRUBS IN SHRUB BEDS OR PIT PLANTED IN GRASSGRAVEL AREAS. SPECIMEN SHRUBS IN GRASS ARE MEASURED SEPARATELY IN SCHEDULE OF QUANTITIES. SEE SPECIFICATION NOTES A1, B1-3, C1-3, D1-2 AND E1.
-  EXISTING TREE TO BE RETAINED. SEE GENERAL NOTE A1 AND E1 IF PREPARED. SEE ALSO JAMES BLAKE ASSOCIATES PLAN AND SCHEDULE FOR ANY SURGERY WORKS.
-  EXISTING VEGETATION GROUP OR HEDGE TO BE RETAINED. SEE GENERAL NOTE A1 AND E1 IF PREPARED. SEE ALSO JAMES BLAKE ASSOCIATES PLAN AND SCHEDULE FOR ANY SURGERY WORKS.
-  KNEE RAIL - COMPRISING 125 X 125mm TWICE WEATHERED POST 600mm ABOVE GROUND AND 600 BELOW (1200mm TOTAL), DRILLED WITH 20mm TO RECEIVE HOT DIP GALVANIZED MILD STEEL 48MM DIAMETER. POLES TO BE JOINED WITH MALE AND FEMALE SCREW FIT PARTS JOINS TO OCCUR WITHIN POSTS, HOLES TO BE INCREASED.
-  BOWTOP METAL FENCE WITH ATTACHED GRASS AROUND PLAY AREAS.
-  BITUMEN MACADAM FOOTPATHS AND HARDSTANDBANS WITH IN CONTRAST RAILINGS. SET POSTS INTO C20/P18 INSTU CONCRETE FOUNDATIONS.
-  SELF-CLOSING GATE, 900mm WIDE, COLOUR 'YELLOW', TO MATCH RAILINGS. SET POSTS INTO C20/P18 INSTU CONCRETE FOUNDATIONS. INCLUDE FOR 1 GATE LEAF TO BE FIXED CLOSE WITH DROP BOLT. 100mm DIAMETER DROP BOLT FASTENERS TO BE FIXED TO GATE STYLES ALLOWING DROP BOLT TO BE FIXED THE UP AND DOWN PORTIONS INCLUDE FOR A METAL CYLINDER TO RECEIVE DROP BOLT TO BE FIXED INTO A CONCRETE PAD BELOW GROUND (100MM CUBE C 20/P18). METAL TUBE TO BE SET FLUSH WITH PAVING LEVEL. SECOND GATE LEAF SHALL BE FITTED WITH A GATE LATCH TO ALLOW BOTH GATE LEAFS TO BE FASTENED TO THE OTHER LEAF. GATE LEAFS TO BE HINGED TO GATE POSTS WITH ROBUST HINGES 20mm PER POST.
-  HIBERNACULUM AS PART OF ECOLOGICAL ENHANCEMENTS.

LANDSCAPE PROGRAMMING

DUE TO NATIONAL PLANT SHORTAGE, PLANTS MAY TAKE UP TO 4 WEEKS TO BE DELIVERED. EARLY LEAD-IN FOR SOFT LANDSCAPE IS ESSENTIAL.

REV	DATE	DETAILS	BY
01	2022	ISSUED TO CLIENT	JBA
02	2022	REVISION TO CLIENT	JBA
03	2022	REVISION TO CLIENT	JBA
04	2022	REVISION TO CLIENT	JBA
05	2022	REVISION TO CLIENT	JBA
06	2022	REVISION TO CLIENT	JBA
07	2022	REVISION TO CLIENT	JBA

JAMES BLAKE ASSOCIATES
 Head Office: 34-02 Oak Way, Bury St Edmunds, Suffolk, IP3 3PA. Tel: (01284) 335797
 Landscape Architecture • Arboriculture • Ecology



Andrew Miller - 01284 335797 - 34-02 Oak Way, Bury St Edmunds, Suffolk, IP3 3PA. Tel: (01284) 335797
 James Blake Associates Ltd
 Landscaping and Horticulture
 21-247 The Old Coach House, The High Street, Bury St Edmunds, Suffolk, IP3 3PA. Tel: (01284) 335797