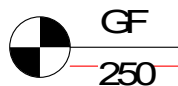




Loft
5070



FF
2750



GF
250



4 West
1 : 100



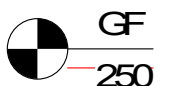
2 North
1 : 100



Loft
5070



FF
2750



GF
250



1 East
1 : 100



3 South
1 : 100



Notes:

This drawing is copyright (C). The reproduction of this drawing is expressly prohibited.

Dimensions and conditions shall be verified on site. Any discrepancies between this drawing and the site conditions shall be raised prior to placing orders or construction. Contractor to check and verify all dimensions before commencing any work.

This drawing should not be scaled.

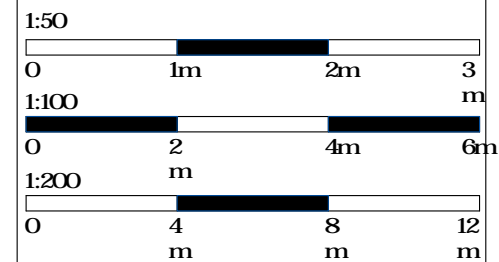
All work to comply with building regulations and all statutory authorities requirements.

All internal fittings and finishes to be confirmed by the builder in conjunction with clients requirements.

It is the contractors responsibility to ascertain the location of all services prior to the commencement of works.

All structural works to be confirmed by a structural engineer.

Scale bar:



Key:

A	PRELIMINARY	YM	11.06.21
REV	DESCRIPTION	BY	DATE
STATUS	PRELIMINARY		



CLIENT:	Henry and Talya Ozorewor
PROJECT:	Proposed Single Story Rear Extension

SITE:				48 Gayhurst Drive, Sittingbourne, Kent ME10 1UD			
TITLE:							
EXISTING ELEVATIONS							
SCALE/ATAS:		DATE:		DRAWN:		CHECKED:	
1 : 100		07.06.21		YM		JC	
PROJECT NO:		DRAWING NO:				REVISION:	
094		OC-EX-EL-01				A	