

KR07016

Nottingham Carlton Tesco Superstore

Noise Impact Assessment...

Standard: British Standard 4142: 2014

Site: Tesco Superstore

Address: 2 Carlton Hill

Carlton

Nottingham

Nottinghamshire

Postcode: NG4 1EB

Customer: Tesco Stores Ltd

Address: Shire Park

Kestrel Way

Welwyn Garden City

Hertfordshire

Postcode: AL7 1GA

Issue: Version 1.0




Date: 9th February 2022

Status: Current Document

KR Associates (UK) Ltd

Quietly confident...

Revisions...

KR07016	Project	Tesco Superstore North Carlton			
	Title	Noise Impact Assessment - Proposed Replacement Plant			
	Standard	British Standard 4142: 2014 + A1: 2019			
Issue	Date	Details of Revision			
v1_0	09/02/2022	Description	Report issue for submission to Local Authority		
		Signature			
		Name	Mr. R. Scrivener	Miss N Truman	Mr R Scrivener
		Position	Technical Director	Project Manager	Technical Director

Disclaimer...

This report is strictly confidential and is designed to meet the requirements of the customer. It is not intended for and should not be relied upon by any third party and no responsibility is undertaken to any third party. No Liability is accepted outside the scope of this report in strict accordance with the standard terms and conditions.

KR Associates...

KR Associates (UK) Ltd (Company No. 04813349) registered office at 56 Bassett Green Road, Southampton. SO16 3DX.

Table of Contents....

1. Executive Summary.....	5
1.1. Instruction	5
1.2. Executive Summary (Repeated at Section 6).....	5
1.2.1 Assessment Position	5
1.2.2 Background Noise Measurements	5
1.2.3 Criterion at Assessment Position	5
1.2.4 Mitigation Measures.....	5
1.2.5 Assessment of Noise Levels	5
1.2.6 Conclusions	5
2. Site Location.....	6
2.1. General Location of Site	6
2.2. Key Positions (Source, Assessment & Background).....	7
2.3. Locations and Distances of Individual Source Positions	7
2.4. Free Field Source Sound Pressure Levels at 10m	7
3. Background Noise Levels.....	8
3.1. Weather During Survey	8
3.1.1 Wind Speed, Gust and Direction.....	8
3.1.2 Rainfall, Temperature and Dew Point.....	8
3.1.3 Impact of Weather	8
3.2. 24-hour Background Measurements.....	9
3.3. Modal Analysis of Background Data	9
4. Criterion.....	10
4.1. National Planning Policy Framework 2021.....	10
4.1.1 Scope of Standard	10
4.1.2 Conserving and Enhancing the Natural Environment.....	10
4.1.3 Appropriate Development	10
4.2. Noise Policy Statement for England: 2010	10
4.2.1 Scope of Standard.....	10
4.2.2 Criterion	11
4.3. Night Noise Guidelines (“NNG”).....	11
4.3.1 Recommendation for Health Protection	11
4.3.2 Description of Effect of Change in Noise Level	11
4.4. British Standard 4142: 2014 + A1: 2019	12
4.4.1 Testing Standard... ..	12
4.4.2 Criterion	12
4.4.3 Feature Correction.....	12
4.5. Local Authority Requirements.....	13
4.5.1 Local Plan	13
4.5.2 Proposed Criterion.....	13

5. Calculations of Noise Levels...	14
5.1. ISO 9613 – Part 2:1996	14
5.1.1 Source Directivity (D_c)	14
5.1.2 Geometric Divergence (A_{div})	14
5.1.3 Ground Absorption (A_{gr})	14
5.1.4 Atmospheric Absorption (A_{atm})	14
5.1.5 Barrier Effect (A_{bar})	15
5.2. Calculation of Plant Noise Levels	15
5.2.1 Day Time (07:00 to 19:00)	15
5.2.2 Evening (19:00 to 23:00)	15
5.2.3 Night Time (23:00 to 07:00)	16
5.3. Assessment of Average Noise Levels (BS 4142: 2014 + A1: 2019)	16
6. Conclusions.....	17
6.1. Assessment Position	17
6.2. Background Noise Measurements	17
6.3. Criterion at Assessment Position.....	17
6.4. Mitigation Measures	17
6.5. Assessment of Noise Levels.....	17
6.6. Conclusions.....	17
6.7. Uncertainty.....	17
7. Appendix A - BS 4142:2014 + A1: 2019 Information to Be Reported... ..	18
7.1. a) Competency	18
7.2. b) Source Under Investigation	18
7.3. c) Subjective Impression of Source at Assessment Position.....	18
7.4. d) Existing Contexts	19
7.5. e) Relative Positions	19
7.6. f) Noise Measurement Equipment Calibration.....	20
7.7. g) Noise Measurement Equipment Operation Test	20
7.8. h) Weather Conditions	20
7.9. i) Date of Measurements.....	20
7.10. j) Measurement Time Interval.....	21
7.11. k) Reference Time Interval	21
7.12. l) Specific Noise / m) Background Noise / n) Rating / o) Assessment / p) Conclusions.....	21

1. Executive Summary....

1.1. Instruction

KR Associates (UK) Ltd have been instructed by Tesco Stores Ltd to undertake an environmental noise survey at the Tesco Superstore located at 2 Carlton Hill in the Carlton area of Nottingham to determine if the installation of the replacement plant on the roof the store with new energy efficient CO₂ systems will have a significant adverse impact in terms of noise on the local noise sensitive properties.

1.2. Executive Summary (Repeated at Section 6)

1.2.1 Assessment Position

The residential dwellings in Cromwell Street to the West of the Tesco Superstore are located between 46 m and 52 m from the dedicated plant area on the roof of the store where the replacement plant will be located.

1.2.2 Background Noise Measurements

Day Time (07:00 – 19:00)			Evening (19:00 – 23:00)			Night Time (23:00 – 07:00)		
L _{Amax,1h}	L _{Aeq,1h}	L _{A90,1h}	L _{Amax,1h}	L _{Aeq,1h}	L _{A90,1h}	L _{Amax,15m}	L _{Aeq,15m}	L _{A90,15m}
62 - 91 dB	55 - 62 dB	47 - 55 dB	62 - 88 dB	51 - 64 dB	39 - 52 dB	40 - 74 dB	34 - 57 dB	33 - 48 dB
Modal Background		51 dB	Modal Background		41 dB	Modal Background		35 dB

1.2.3 Criterion at Assessment Position

To comply with the revised version of the National Planning Policy Framework (“NPPF”) and the guidance within the Local Plan, the resultant noise levels at the nearest residential dwellings are at least 5 dB below the underlying background noise levels when assessed in accordance with British Standard 4142: 2014 + A1: 2019.

1.2.4 Mitigation Measures

No specific mitigation measures will be required as the plant has been selected to comply in full with the requirements of the Local Plan.

1.2.5 Assessment of Noise Levels


Day Time (07:00 – 19:00)			Evening (19:00 – 23:00)			Night Time (23:00 – 07:00)		
L _{Aeq,1h}	L _{A90,1h}	BS4142	L _{Aeq,1h}	L _{A90,1h}	BS4142	L _{Aeq,1h}	L _{A90,1h}	BS4142
30 dB	51 dB	-21 dB	29 dB	41 dB	-12 dB	27 dB	35 dB	-8 dB

1.2.6 Conclusions

The resultant noise levels from the proposed mechanical equipment will result in noise levels that comply in full with the Local Plan and are at levels that are very unlikely to give rise to complaints from residents.

2. Site Location...

2.1. General Location of Site



Site Plan (Imagery © Google 2021)

The existing Tesco Superstore is located on the north side of Carlton Hill with a large carpark to the east in an area which is mainly residential. The proposed replacement plant will be located on the roof of the store around 46 to 52m from residential dwellings in Cromwell Street to the West.

2.2. Key Positions (Source, Assessment & Background)



Position	Description	Latitude	Longitude	Elevation
Sources	Dedicated plant area on the roof of the store	52.966538 ⁰	-1.091444 ⁰	15 m
Assessment	Residential dwellings in Cromwell Street to the West of the Tesco Superstore	52.966673 ⁰	-1.092086 ⁰	5 m
Background	On the northern boundary of the Tesco Superstore site	52.966958 ⁰	-1.091213 ⁰	4 m

2.3. Locations and Distances of Individual Source Positions

Position	Relative Distance	Latitude	Longitude	Elevation
Source 1	47 m to assessment position	52.966538 ⁰	-1.091444 ⁰	15 m
Source 2	52 m to assessment position	52.966541 ⁰	-1.091369 ⁰	15 m
Source 3	46 m to assessment position	52.966572 ⁰	-1.091445 ⁰	15 m
Source 4	50 m to assessment position	52.966576 ⁰	-1.091376 ⁰	15 m

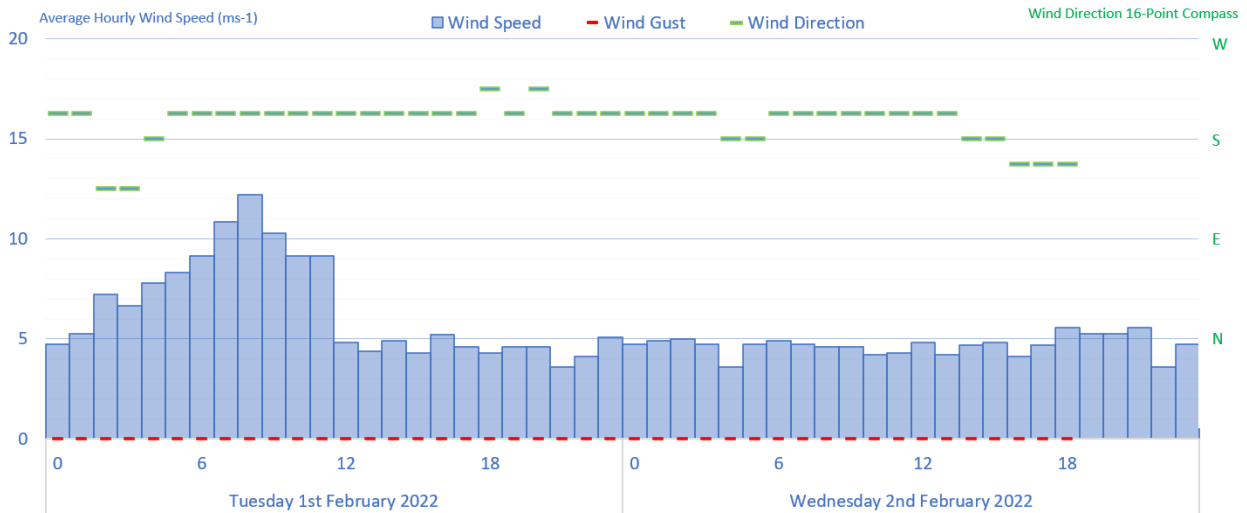
2.4. Free Field Source Sound Pressure Levels at 10m

Source	Description of Source	Sound Pressure at 10m – Annex C 13487: 2003		
		07:00 – 19:00	19:00 – 23:00	23:00 – 07:00
Source 1	Teko Booster DT1 Compressor Pack	L _{p(10)} 42 dB	L _{p(10)} 41 dB	L _{p(10)} 40 dB
Source 2	Teko Booster DT2 Compressor Pack	L _{p(10)} 42 dB	L _{p(10)} 41 dB	L _{p(10)} 40 dB
Source 3	Kelvion GF-PC202G4H 4 Fan Gas Cooler	L _{p(10)} 45 dB	L _{p(10)} 44 dB	L _{p(10)} 42 dB
Source 4	Kelvion GF-PC202G4H 4 Fan Gas Cooler	L _{p(10)} 45 dB	L _{p(10)} 44 dB	L _{p(10)} 42 dB

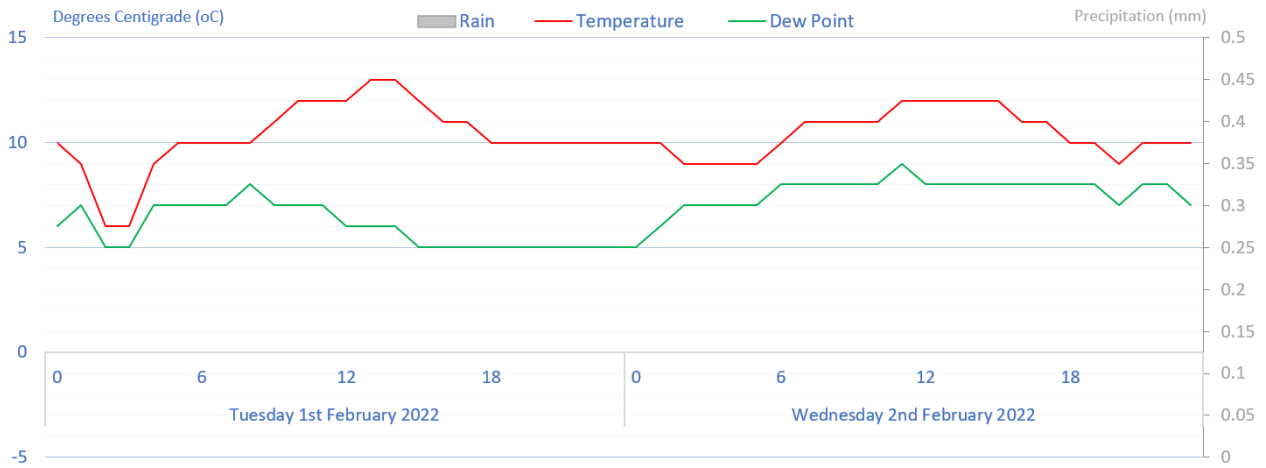
3. Background Noise Levels...

3.1. Weather During Survey

3.1.1 Wind Speed, Gust and Direction



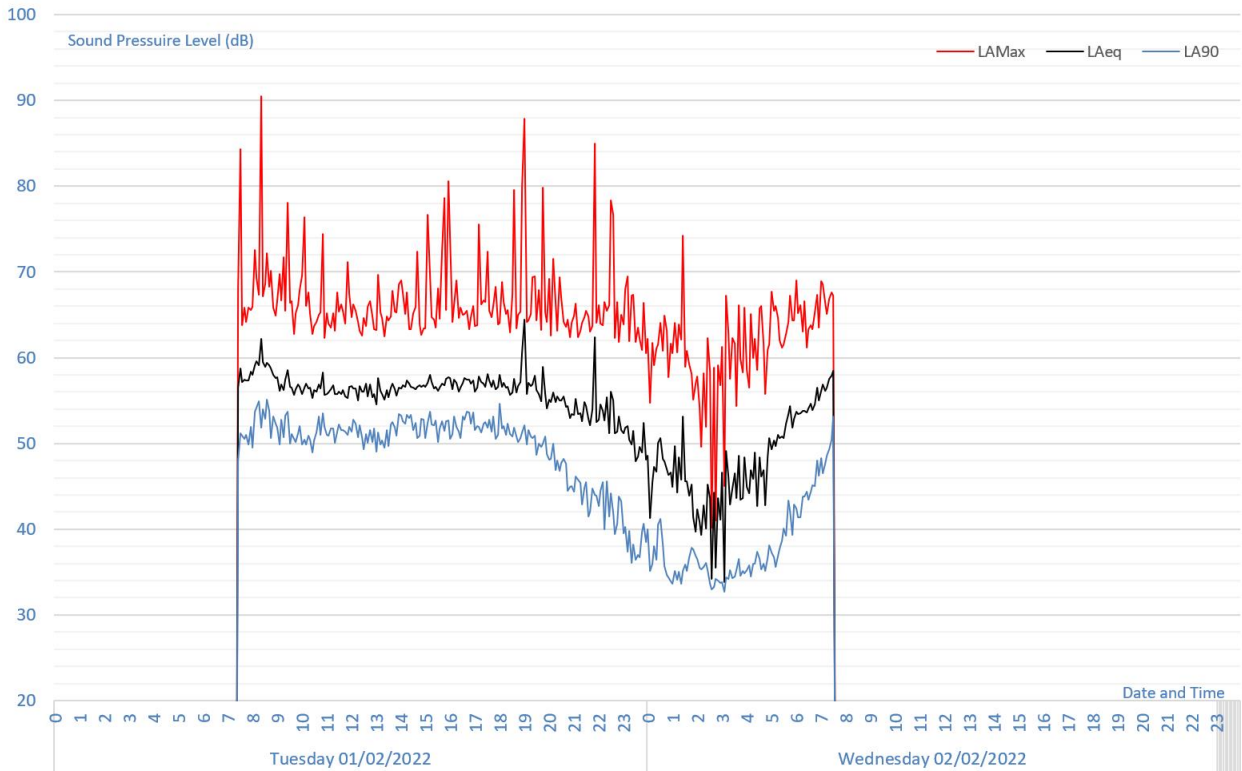
3.1.2 Rainfall, Temperature and Dew Point



3.1.3 Impact of Weather

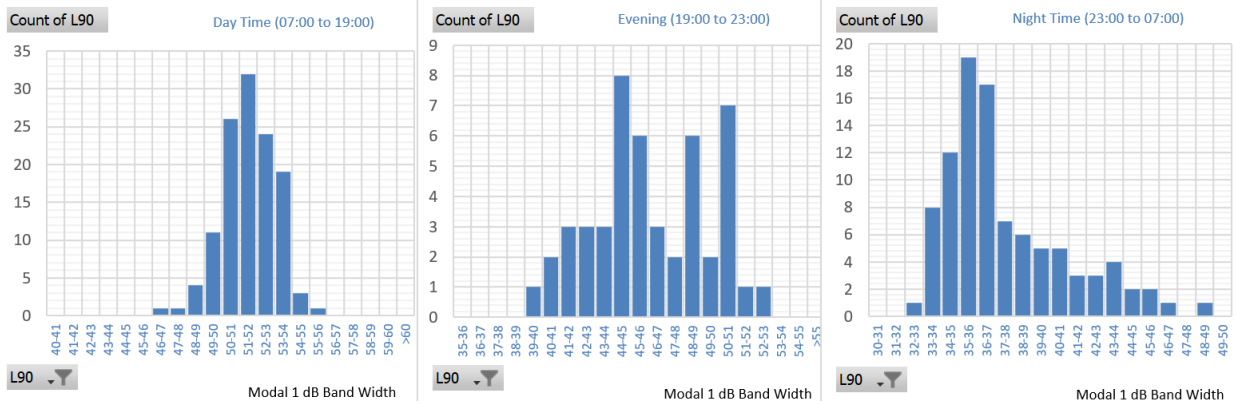
An analysis of the background data recorded on site indicates that the prevailing weather did not adversely impact the results. The wind speed was on average below 5.0ms⁻¹ and there was no precipitation during the survey period.

3.2. 24-hour Background Measurements



Day Time (07:00 – 19:00)			Evening (19:00 – 23:00)			Night Time (23:00 – 07:00)		
L _{Amax,1h}	L _{Aeq,1h}	L _{A90,1h}	L _{Amax,1h}	L _{Aeq,1h}	L _{A90,1h}	L _{Amax,15m}	L _{Aeq,15m}	L _{A90,15m}
62 - 91 dB	55 - 62 dB	47 - 55 dB	62 - 88 dB	51 - 64 dB	39 - 52 dB	40 - 74 dB	34 - 57 dB	33 - 48 dB

3.3. Modal Analysis of Background Data



Day Time (07:00 to 19:00)		Evening (19:00 to 23:00)		Night Time (23:00 to 07:00)	
Standard Deviation (σ)	1.44	Standard Deviation (σ)	3.28	Standard Deviation (σ)	3.39
Geometric Average	52 dB	Geometric Average	46 dB	Geometric Average	37 dB
Modal Value	51 dB	Modal Value	41 dB	Modal Value	35 dB

4. Criterion...

4.1. National Planning Policy Framework 2021

4.1.1 Scope of Standard

The revised National Planning Policy Framework published in 2021 provides an assumption in favour of sustainable development that meets the three overarching objectives: economic, social, and environmental. Paragraph 11 provides guidance for decision makers:

“For decision-taking this means:...

c) approving development proposals that accord with an up-to-date development plan without delay; or

d) ...granting permission unless...

i) the application of policies in this Framework... provides a clear reason for refusing development proposed; or

ii) any adverse impacts of doing so would significantly and demonstrably outweigh the benefits....”

4.1.2 Conserving and Enhancing the Natural Environment

Paragraph 174 of the NPPF provides the following guidance on noise:

“Planning policies and decisions should contribute to and enhance the natural and local environment by:

e) preventing new and existing development from contributing to, being put at unacceptable risk from, or being adversely affected by, unacceptable levels of ...noise pollution...”

4.1.3 Appropriate Development

Paragraph 185 of the NPPF requires the development to be appropriate for its location:

“Planning... decisions should also ensure that new development is appropriate for its location...

a) mitigate and reduce to a minimum potential adverse impacts resulting from noise from new development - and avoid noise giving rise to significant adverse impacts on health and the quality of life;⁶⁵

b) identify and protect tranquil areas which have remained relatively undisturbed by noise and are prized for their recreational and amenity value...

65 See Explanatory Note to the Noise Policy Statement for England: 2010”

4.2. Noise Policy Statement for England: 2010

4.2.1 Scope of Standard

The Noise Policy Statement for England published in 2010 defines three aims:

“Avoid significant adverse impact on health and the quality of life.

Mitigate and minimise adverse impacts on health and quality of life; and

Contribute to the improvement of health and the quality of life.”

4.2.2 Criterion

The NPSE defines significant adverse and adverse impact in terms of noise:

“LOAEL – Lowest Observed Adverse Effect Level

This is the level above which adverse effects on health and quality of life can be detected.

SOAEL – Significant Observed Adverse Effect Level

This is the level above which significant adverse effects on health and quality of life occur.”

4.3. Night Noise Guidelines (“NNG”)

The European Union and the World Health Organisation published the document *“Night Noise Guidelines for Europe”* in 2009.

4.3.1 Recommendation for Health Protection

“Below the level of 30 dB $L_{night, outside}$ no effects on sleep are observed except for a slight increase in the frequency of body movements during sleep due to night noise.

.... 40 dB $L_{night, outside}$ is equivalent to the lowest observed adverse effect level (LOAEL) for night noise.

Above 55 dB the cardiovascular effects become the major public health concern.”

For reference the $L_{night, outside}$ is the average outside noise level calculated over an 8-hour period (EU: 2002/49/EC).

4.3.2 Description of Effect of Change in Noise Level

Noise Level Change (dB)	Subjective Response	Significance
0.1 – 2.9	Barely perceptible	Minor Impact
3.0 – 5.9	Noticeable	Moderate Impact
6.0 – 9.9	Up to a doubling of loudness	Substantial Impact
10.0 or more	More than a doubling of loudness	Major Impact

4.4. British Standard 4142: 2014 + A1: 2019

4.4.1 Testing Standard...

British Standard 4142: 2014 + A1: 2019 provides a method for assessing the likely effects of sound from industrial or commercial nature on *“people who might be inside or outside a dwelling used for residential purposes.”*

4.4.2 Criterion

The standard provides 3-levels of impact based on the calculated Rating Levels:

“A difference of around +10 dB or more is likely to be an indication of a significant adverse impact, depending on the context.

A difference of around +5dB is likely to be an indication of an adverse impact, depending on the context.

Where the rating level does not exceed the background sound level, this is an indication of the specific sound source having a low impact, depending on the context.”

4.4.3 Feature Correction

It is appropriate to add a character correction where there is a new source that cannot be measured in line with British Standard 4142: 2014 + A1: 2019. The 3 methods for approaching this are the subjective, objective, and reference methods. In this report the subjective method is used.

Section 9.2 Subjective Method	Perceptibility to noise sensitive façades	Correction
Tonality Ranging from not tonal to prominently tonal	Not tonal	+0
	Just perceptible	+2
	Clearly perceptible	+4
	Highly perceptible	+6
Impulsivity Considering both the rapidity and any overall change in sound levels	Not impulsive	+0
	Just impulsive	+3
	Clearly impulsive	+6
	Highly impulsive	+9
Readily Distinctive Characteristic is neither tonal nor impulsive	Is not present	+0
	Is present	+3
Intermittency Identifiable “on/off” conditions	Is not present	+0
	Is present	+3

4.5. Local Authority Requirements

4.5.1 Local Plan

The Gedling Borough Council Local Plan was fully adopted in July 2018 including Policy LPD 10 entitled “Pollution.”

“Planning permission will not be granted for development which would result in:-

An unacceptable level of pollution or is likely to result in exposure to sources of pollution or risks to safety;.....

Unless measures can be implemented to minimise pollution and risk to a level that provides a high standard of protection for health, environmental quality, and amenity.

Proposals for development must identify potential nuisance issues arising from the nature of the proposal and address impacts on that development from existing land uses.

Conditions will be imposed relating to the restrictions or mitigation of pollution effects where appropriate.”

4.5.2 Proposed Criterion

It would be recommended that the proposed plant noise emissions are 5 dB below the underlying background noise level at the nearest noise sensitive property.

5. Calculations of Noise Levels...

5.1. ISO 9613 – Part 2:1996

The International Standards Organisation (“ISO”) published ISO 9613 – Part 2: 1996 entitled “*Acoustics – Attenuation of sound during propagation outdoors – Part 2: General method of calculations*” which details the corrections that are required to establish the resultant noise levels of the existing and proposed plant at the assessment position.

5.1.1 Source Directivity (D_c)

A correction is made to account for the location of the source and the effect of additional reflective surfaces excluding the ground and is contained within section 6 of ISO 9613 - Part 2: 1996.

Number of Surfaces	Correction in dB (D_c)
1 Reflective Surface	+3 dB
2 Reflective Surfaces	+6 dB
3 Reflective Surfaces	+9 dB

5.1.2 Geometric Divergence (A_{div})

A correction is made for the distance between the source and assessment position using the following formula defined in section 7.1 of ISO 9613-Part 2: 1996.

Formula	Symbols
$A_{div} = 20 \cdot \text{Log}_{10} (d/d_0) +11$	A_{div} = Reduction due to Geometric Divergence (dB) d = Distance from source to receiver (m) d_0 = reference distance (1m)

5.1.3 Ground Absorption (A_{gr})

A correction is made for the effect of the ground between the source and receiver depending on whether it is considered hard or soft ground.

Type of ground	Correction in dB (A_{gr})
Hard Ground	+ 3 dB
Soft Ground	+ 0 dB

5.1.4 Atmospheric Absorption (A_{atm})

As the source was less than 100m from the receiver position (assessment position) no correction was made for atmospheric absorption.

5.1.5 Barrier Effect (A_{bar})

A correction is made for any barrier in the direct line of sight between the source and the assessment position and is detailed in section 7.4 of ISO 9613-Part 2: 1996. For clarity, the K_{met} meteorological correction has been ignored and C_2 equals 40 and C_3 equals 1.

Formula	Symbols
$A_{bar} = 10 \cdot \text{Log}_{10} [3 + (40 \cdot \delta / \lambda) - A_g]$ <p>*Note 1</p> <p>where $\delta = a + b - r$ and $\lambda = c / f$</p>	A_{bar} = Effective barrier attenuation (dB) A_{gr} = Total Ground Absorption (dB) *Note 1: Only apply the A_{gr} correction if $A_{gr} > 0$ δ = Path difference (m) a = Distance from source to barrier head (m) b = Distance from barrier head to assessment position (m) r = Distance from source to assessment position (m) λ = Wavelength of sound (m) c = Speed of sound – Assumed to be 342 ms^{-1} f = Octave band centre frequency (Hz)

5.2. Calculation of Plant Noise Levels

5.2.1 Day Time (07:00 to 19:00)

Day Time (07:00 to 19:00)		Source	ISO 9613 – Part 2: 1996 Corrections					Assessment
Ref	Description	L_w	D_c	A_{div}	A_{gr}	A_{atm}	A_{bar}	L_p
1	Teko Booster DT1 Compressor Pack	70 dB	+3 dB	-44 dB	+3 dB	-0 dB	-9 dB	23 dB
2	Teko Booster DT2 Compressor Pack	70 dB	+3 dB	-45 dB	+3 dB	-0 dB	-9 dB	22 dB
3	Kelvion GF-PC202G4H 4 Fan Gas Cooler	73 dB	+3 dB	-44 dB	+3 dB	-0 dB	-9 dB	26 dB
4	Kelvion GF-PC202G4H 4 Fan Gas Cooler	73 dB	+3 dB	-45 dB	+3 dB	-0 dB	-9 dB	25 dB

5.2.2 Evening (19:00 to 23:00)

Evening (19:00 to 23:00)		Source	ISO 9613 – Part 2: 1996 Corrections					Assessment
Ref	Description	L_w	D_c	A_{div}	A_{gr}	A_{atm}	A_{bar}	L_p
1	Teko Booster DT1 Compressor Pack	69 dB	+3 dB	-44 dB	+3 dB	-0 dB	-9 dB	22 dB
2	Teko Booster DT2 Compressor Pack	69 dB	+3 dB	-45 dB	+3 dB	-0 dB	-9 dB	21 dB
3	Kelvion GF-PC202G4H 4 Fan Gas Cooler	72 dB	+3 dB	-44 dB	+3 dB	-0 dB	-9 dB	25 dB
4	Kelvion GF-PC202G4H 4 Fan Gas Cooler	72 dB	+3 dB	-45 dB	+3 dB	-0 dB	-9 dB	24 dB

5.2.3 Night Time (23:00 to 07:00)

Night Time (23:00 to 07:00)		Source	ISO 9613 – Part 2: 1996 Corrections					Assessment
Ref	Description	L _w	D _c	A _{div}	A _{gr}	A _{atm}	A _{bar}	L _p
1	Teko Booster DT1 Compressor Pack	68 dB	+3 dB	-44 dB	+3 dB	-0 dB	-9 dB	21 dB
2	Teko Booster DT2 Compressor Pack	68 dB	+3 dB	-45 dB	+3 dB	-0 dB	-9 dB	20 dB
3	Kelvion GF-PC202G4H 4 Fan Gas Cooler	70 dB	+3 dB	-44 dB	+3 dB	-0 dB	-9 dB	23 dB
4	Kelvion GF-PC202G4H 4 Fan Gas Cooler	70 dB	+3 dB	-45 dB	+3 dB	-0 dB	-9 dB	22 dB

5.3. Assessment of Average Noise Levels (BS 4142: 2014 + A1: 2019)

BS 4142: 2014	Day Time - 07:00 to 19:00	Evening – 19:00 to 23:00	Night Time – 23:00 to 07:00
Residual Noise Levels	L _{Aeq,1 hour} 57 dB	L _{Aeq,1 hour} 55 dB	L _{Aeq,15 minutes} 48 dB
Specific Noise Levels	L _{Aeq,1 hour} 30 dB	L _{Aeq,1 hour} 29 dB	L _{Aeq, 15 minutes} 27 dB
Impulsivity Feature	+0 dB	+0 dB	+0 dB
Tonality Feature	+0 dB	+0 dB	+0 dB
Rating Noise Levels	L _{Aeq,1 hour} 30 dB	L _{Aeq,1 hour} 29 dB	L _{Aeq, 15 minutes} 27 dB
Background Noise Levels	L _{A90,1 hour} 51 dB	L _{A90,1 hour} 41 dB	L _{A90, 15 minutes} 35 dB
BS 4142 Assessment	-21 dB (Low Impact)	-12 dB (Low Impact)	-8 dB (Low Impact)
Uncertainty (95% Confidence, k=2)	+/- 1.74 dB	+/- 1.93 dB	+/- 1.94 dB

6. Conclusions...

6.1. Assessment Position

The residential dwellings in Cromwell Street to the West of the Tesco Superstore are located between 46 m and 52 m from the dedicated plant area on the roof of the store where the replacement plant will be located.

6.2. Background Noise Measurements

Day Time (07:00 – 19:00)			Evening (19:00 – 23:00)			Night Time (23:00 – 07:00)		
L _{Amax,1h}	L _{Aeq,1h}	L _{A90,1h}	L _{Amax,1h}	L _{Aeq,1h}	L _{A90,1h}	L _{Amax,15m}	L _{Aeq,15m}	L _{A90,15m}
62 - 91 dB	55 - 62 dB	47 - 55 dB	62 - 88 dB	51 - 64 dB	39 - 52 dB	40 - 74 dB	34 - 57 dB	33 - 48 dB
Modal Background		51 dB	Modal Background		41 dB	Modal Background		35 dB

6.3. Criterion at Assessment Position

To comply with the revised version of the National Planning Policy Framework (“NPPF”) and the guidance within the Local Plan, the resultant noise levels at the nearest residential dwellings are at least 5 dB below the underlying background noise levels when assessed in accordance with British Standard 4142: 2014 + A1: 2019.

6.4. Mitigation Measures

No specific mitigation measures will be required as the plant has been selected to comply in full with the requirements of the Local Plan.

6.5. Assessment of Noise Levels

Day Time (07:00 – 19:00)			Evening (19:00 – 23:00)			Night Time (23:00 – 07:00)		
L _{Aeq,1h}	L _{A90,1h}	BS4142	L _{Aeq,1h}	L _{A90,1h}	BS4142	L _{Aeq,1h}	L _{A90,1h}	BS4142
30 dB	51 dB	-21 dB	29 dB	41 dB	-12 dB	27 dB	35 dB	-8 dB

6.6. Conclusions

The resultant noise levels from the proposed mechanical equipment will result in noise levels that comply in full with the Local Plan and are at levels that are very unlikely to give rise to complaints from residents.

6.7. Uncertainty

Day Time (07:00 – 19:00)	Evening (19:00 – 23:00)	Night Time (23:00 – 07:00)
+1.74 dB (k=2, 95% Confidence)	+1.93 dB (k=2, 95% Confidence)	+1.94 dB (k=2, 95% Confidence)

7. Appendix A - BS 4142:2014 + A1: 2019 Information to Be Reported...

7.1. a) Competency

	Name	Role	Competency
1)	Mr. R. Scrivener	Director	Master of Science Degree in Acoustics and Noise Control (MSc) Member of the Institute of Acoustics (MIOA)

7.2. b) Source Under Investigation

	Source Number	Description		
1)	Source 1	Teko Booster DT1 Compressor Pack		
	Source 2	Teko Booster DT2 Compressor Pack		
	Source 3	Kelvion GF-PC202G4H 4 Fan Gas Cooler		
	Source 4	Kelvion GF-PC202G4H 4 Fan Gas Cooler		
	Description of Source	Source Location	Hours of Operation	Mode of Operation
2)	Source 1	Dedicated plant area on the roof of the store	24-hour	Continuously on Demand
	Source 2		24-hour	
	Source 3		24-hour	
	Source 4		24-hour	
3)	Description of Operation	Period	Conditions	Load
4)	All Sources	Day Time (07:00 to 19:00)	Ambient Temp 32°C	Maximum Load (100%)
5)		Evening (19:00 to 23:00)	Ambient Temp 28°C	Part Load (60%)
		Night Time (23:00 to 07:00)	Ambient Temp 24°C	Part Load (40%)
	Description of Premises	The existing Tesco Superstore is located on the north side of Carlton Hill with a large carpark to the east in an area which is mainly residential. The proposed replacement plant will be located on the roof of the store around 46 to 52m from residential dwellings in Cromwell Street to the West.		

7.3. c) Subjective Impression of Source at Assessment Position

1)	Dominance	Source will not be dominant at residential facade
	Audibility	Source will not be audible at residential facade
2)	Residual Noise Sources	Residual noise due to local road traffic

7.4. d) Existing Contexts

	Type of Receptor	Period	Sensitivity	Description
1)	Residential	Day Time (07:00 to 19:00)	Low	Noise can disturb outside amenity space and internal living space
		Evening (19:00 to 23:00)	Moderate	Noise can interrupt people trying to get to sleep
		Night Time (23:00 to 07:00)	High	Noise can disturb sleeping

7.5. e) Relative Positions

1)	Assessment Position	Residential dwellings in Cromwell Street to the West of the Tesco Superstore.		
		BS 4142:2014 Criteria	Details	Compliance with Criteria
		Section 6	1.0m from façade (external)	Position is valid
2)	Source Measurement	The source sound power levels were supplied by the client. It is believed the sound power levels were established in accordance with BS EN 13487:2003.		
	Justification	The client supplied the noise levels for the proposed plant.		
3)	Background Position	On the northern boundary of the Tesco Superstore site.		
	Justification	BS 4142:2014 Criteria	Details	Compliance with Criteria
		Section 6.2	3.5m to any reflecting surface	Complies
		Section 6.2	Height 1.2m to 1.5m	Complies
		Section 6.2	1 st floor 1m to facade	Not applicable
		Section 6.2	Measurement Height	3.5m
			Distance to Reflecting Surface	1.0m
To record remote background levels, the noise meter had to be left in a secure position. The position represented the assessment position within the constraints of the site.				
4)	Topography, surfaces etc.	Hard and Flat		
5)	Relative Distances	The plant is located approximately 45.9 m to 51.6 m from the assessment position.		
6)	Dimensioned sketch	See maps and images.		

7.6. f) Noise Measurement Equipment Calibration

	Type	Sound Level Meter	Microphone	Calibrator
1)		KRE/014 - 140	KRE/014 - GRAS 40AF	KRE/014 - 1251
2)	Manufacturer	Norsonic	Norsonic	Norsonic
3)	Serial Number	1402941	179711	31310
4)	Certificate Number	35160	35159	UCRT21/2008
	Calibration Date=	8 th July 2020	8 th July 2020	6 th April 2021

7.7. g) Noise Measurement Equipment Operation Test

1)	Ref. Level of Calibrator	94 dB
2)	Meter Reading Before	94 dB – Meter operation checked. Meter in good working order.
	Meter Reading After	94 dB - Meter operation checked. Meter in good working order.

7.8. h) Weather Conditions

1)	Wind Speed	See weather information
	Wind Direction	
2)	Temperature Inversion	Unlikely to have occurred
3)	Precipitation	None – See section 3.1
4)	Fog	None
5)	Wet Ground	Not within the measurement period – See section 3.1
6)	Frozen Ground or Snow	Not within the measurement period – See section 3.1
7)	Temperature	See section 3.1
8)	Cloud Cover	Partly Cloudy

7.9. i) Date of Measurements

1)	Source Measurements	Unknown
	Background Measurements	01/02/2022

7.10. j) Measurement Time Interval

1)	Source Measurements	$T_m = 15$ minutes	
	Background Measurements	Day Time (07:00 to 19:00)	$T_m = 12$ hours
		Evening (19:00 to 23:00)	$T_m = 4$ hours
		Night Time (23:00 to 07:00)	$T_m = 8$ hours

7.11. k) Reference Time Interval

1)	Reference Time Interval	Day Time (07:00 to 19:00)	$T_r = 1$ hour
		Evening (19:00 to 23:00)	$T_r = 1$ hour
		Night Time (23:00 to 07:00)	$T_r = 15$ minutes

7.12. l) Specific Noise / m) Background Noise / n) Rating / o) Assessment / p) Conclusions

These details are all included within the body of the report and are not replicated within this section.

END OF REPORT (1st and last page not numbered)



KR Associates (UK) Ltd
Quietly confident...

