

A line drawing of a house. The house has a gabled roof with a chimney on the left side. The chimney has three flues. There is a small dormer window on the right side of the roof. The main body of the house has a large multi-paned window on the right and a smaller window on the left. There are also some smaller windows on the ground floor. The drawing is simple and uses black lines on a white background.


The diagram illustrates the construction of a building's exterior wall and roof. The roof is shown with a hatched pattern, labeled '1'. The wall is made of brick, labeled '2'. A brick chimney is also shown, labeled '3'. The wall features a window, labeled '4'. The insulation layers are shown with different patterns: a thick layer of mineral wool insulation, labeled '5', a layer of brick, labeled '6', and a layer of rigid insulation, labeled '7'. The diagram is labeled with '1' through '6' and '7'.


Architectural drawing of a two-story building facade. The upper floor is brick with a chimney and a window. The lower floor is stone with two windows. A large window is shown in the foreground.

Architectural floor plan of the existing ground floor of a house. The plan shows a large dining area at the top, a living area to the left, and a kitchen at the bottom right. The kitchen includes a utility room (UTILS), a WC, and a hallway. The plan also shows a garage, a path, and a grass area. Various architectural details like windows, doors, and stairs are indicated. A scale bar at the bottom left shows a distance of 0.5m. A north arrow is located at the bottom right. The plan is labeled 'EXISTING GROUND FLOOR PLAN 1:50'.

PROPOSED GROUND FLOOR PLAN 1:50

Diagram illustrating a cross-section of a flat roof structure. The roof is labeled "FLAT ROOF". A brick chimney is shown on the left, also labeled "FLAT ROOF". The roof is supported by a brick wall. The diagram shows the internal structure of the roof, including the brickwork and the flat roof surface.





- KITCHEN EXTENSION
- LOFT CONVERSION
- REFURBISHMENTS

REVISION :

REV A - CLIENT AMENDMENTS - 23/02/22

REV B - PLANNING APPLICATION - 01/03/22

REV C - PLANNING APPLICATION - 25/04/22

REV D - PLANNING AMENDMENT - 26/04/22




REV E - PLANNING SUBMISSION - 09/05/22

DRAWING :

EXISTING AND PROPOSED FLOOR PLANS AND ELEVATIONS

DATE :	PROJECT :
JAN 22	PROPOSED SINGLE STOREY REAR EXTENSION
SCALE @ A1:	CLIENT : MR J. MATHIAS
VARIES	CLIENT ADDRESS : 16 MILL WAY LONDON NW7 3RB
DRAWING NO.	
P21-123.1	

ALL PLANS TO BE CHECKED BY ARCHITECTS FOR ACCURACY AND DIMENSIONS BEFORE WORKS ON SITE. ANY QUERIES MUST BE RELAYED TO DESIGNERS AND MUST BE DISCUSSABLE. REVISIONS ARE TO BE DISCUSSABLE. ANY CHANGES TO BE MADE BY CLIENT OR TO THE DRAWING OR ANY RELAYING WORK (MATERIALS) BEFORE ANY START OF WORK. LOCAL AUTHORITY APPROVALS HAVE BEEN OBTAINED AND A CLIENT CHANGEBAR. THE DRAWING BOARDERS ARE CONFIDENTIAL AND NOT BE REPRODUCED OR USED FOR ANY SPECIFICATION OR REUSE WITHOUT THEIR CONSENT. ANY REVISED DRAWINGS OR APPROVED (STRUCTURAL DRAWINGS REQUESTED) AFTER LOCAL AUTHORITY APPROVALS HAVE BEEN OBTAINED WILL FORM AN ADDENDUM, USED FOR THE CLIENT.

KITCHEN EXTENSIONS >

LOFT CONVERSIONS >

REFURBISHMENTS >

KITCHEN EXTENSIONS >

LOFT CONVERSIONS >

REFURBISHMENTS >

PLUS ROOMS Alexander House, 7, oaklands gully, Northwood, HA6 3AA | T: 0800 917 7127

N/A From a trading name of plusrooms.co.uk | Company Registration No. 1044269

Registered Office: David House, 42 Upton Road, Barnet, HA5 3SF | E: Charles.James and Robert.Barnard