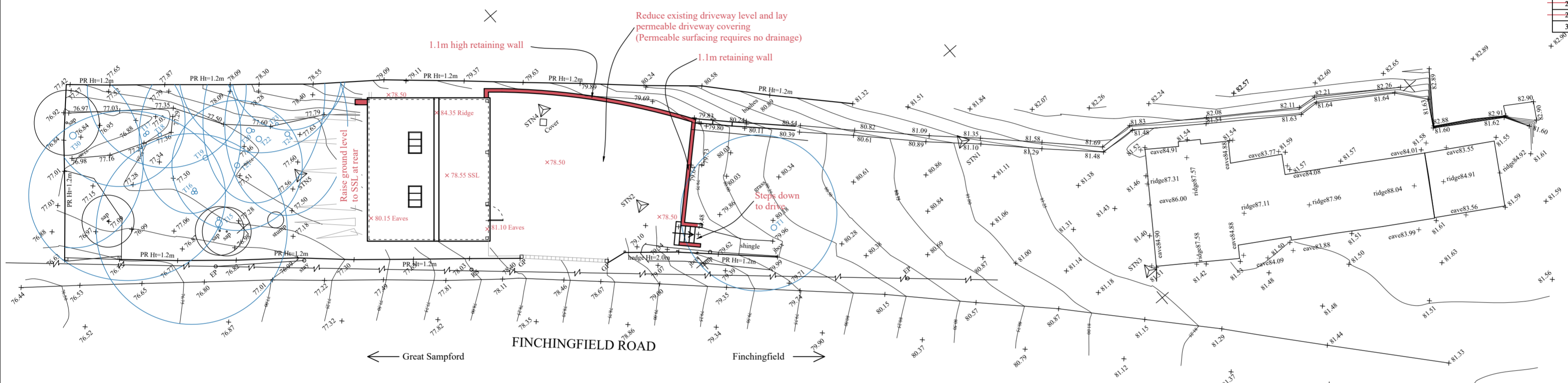




TREE SCHEDULE				
TREE	TRUNKØ	HEIGHT	SPREAD	SPECIES
1	0.35	12	8	HORSE CHESTNUT
2	0.3	8	10	PURPLE PRUNUS
3	0.22	12	8	MAPLE
4	3x0.26	14	9	MAPLE
5	0.19	14	6	ASH
6	0.15	12	7	ASH
7	0.36	12	7	HORSE CHESTNUT
8	0.18	14	5	MAPLE
9	0.14	12	4	MAPLE
10	0.24	14	5	MAPLE
11	0.13/0.06	8	6	FIELD MAPLE
12	0.25	16	8	ASH
13	0.32	16	10	ASH
14	0.22	12	9	ASH
15	0.43/0.17	18	12	MAPLE
16	0.22/0.18	16	12	ASH
17	0.22/0.13	15	8	MAPLE
18	0.22	13	10	MAPLE
19	0.31	16	12	MAPLE
20	0.33/0.18	16	10	HORSE CHESTNUT
21	0.32	18	8	MAPLE
22	0.34	18	12	MAPLE
23	0.17	10	7	MAPLE
24	0.3	12	10	HORSE CHESTNUT
25	0.2	9	7	HORSE CHESTNUT
26	0.18	6	6	HORSE CHESTNUT
27	0.4/0.2/0.18	16	12	MAPLE
28	0.24/0.16/0.8	18	8	MAPLE
29	0.2/0.08	18	6	MAPLE
30	0.42	15	11	MAPLE



# Fine Oak

Buildings Ltd

Client Name: David Jolly

Address: Rectory Cottage, Finchingfield Rd,  
Little Sampford, CB10 2QT

Date: 29th Apr 22

Project Number: -

Sheet No: 12B

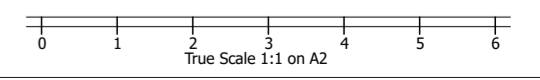
Scale:

Project: Garage


Drawing Title: Proposed Site Layout, Street Elevation  
Proposed Materials

Do not scale off this drawing except for planning purposes. This drawing is to be read in conjunction with any other relevant to the project, including, where necessary, the structural engineers report.  
The builder must check all dimensions on site before any work commences and notify Fine Oak Buildings Ltd of any discrepancies.  
Accuracy of foundation/dwarf walls etc erected after oak work has commenced is imperative. All workmanship, goods and materials to be investigated by regulations, British standards and codes of practice.  
It is the builders responsibility to liaise with the building control officer on site and notify the customer and Fine Oak Buildings Ltd of any changes/additional requirements.  
Any site survey undertaken is for the preparation of planning and building regulations only. All proposed finished floor levels to be agreed on site between customer/builder and local authority prior to commencement of work. No buried or underground services are accounted for and must be investigated by customer/builder. Customer must advise if boundaries are correct and denote the legal ownership. Any levels taken are to temporary local datum point.  
Ownership of this drawing is retained by Fine Oak Buildings Ltd and must not be used or reproduced without written consent.  
IF IN DOUBT, PLEASE FEEL FREE TO ASK


Rev	Detail	Date
B		19.05.22
A		18.05.22



- Roof -  
Clay Plain Tiles (Orangery / Red)  
Black stained timber barge boards with plain tile undercloak  
Black stained timber fascia boards with exposed rafter feet  
Gutters and downpipes to be Roundstyle Cascade Cast Effect Gutter Heritage Black



- Walls -  
Black Stained Timber Feather Edge Boading



- Joinery -  
Stained Oak, Clear Glazing & Black Ironmongery



- Roof Window -  
Velux Conservation Roof Window



- Garage Base -  
Red brick