



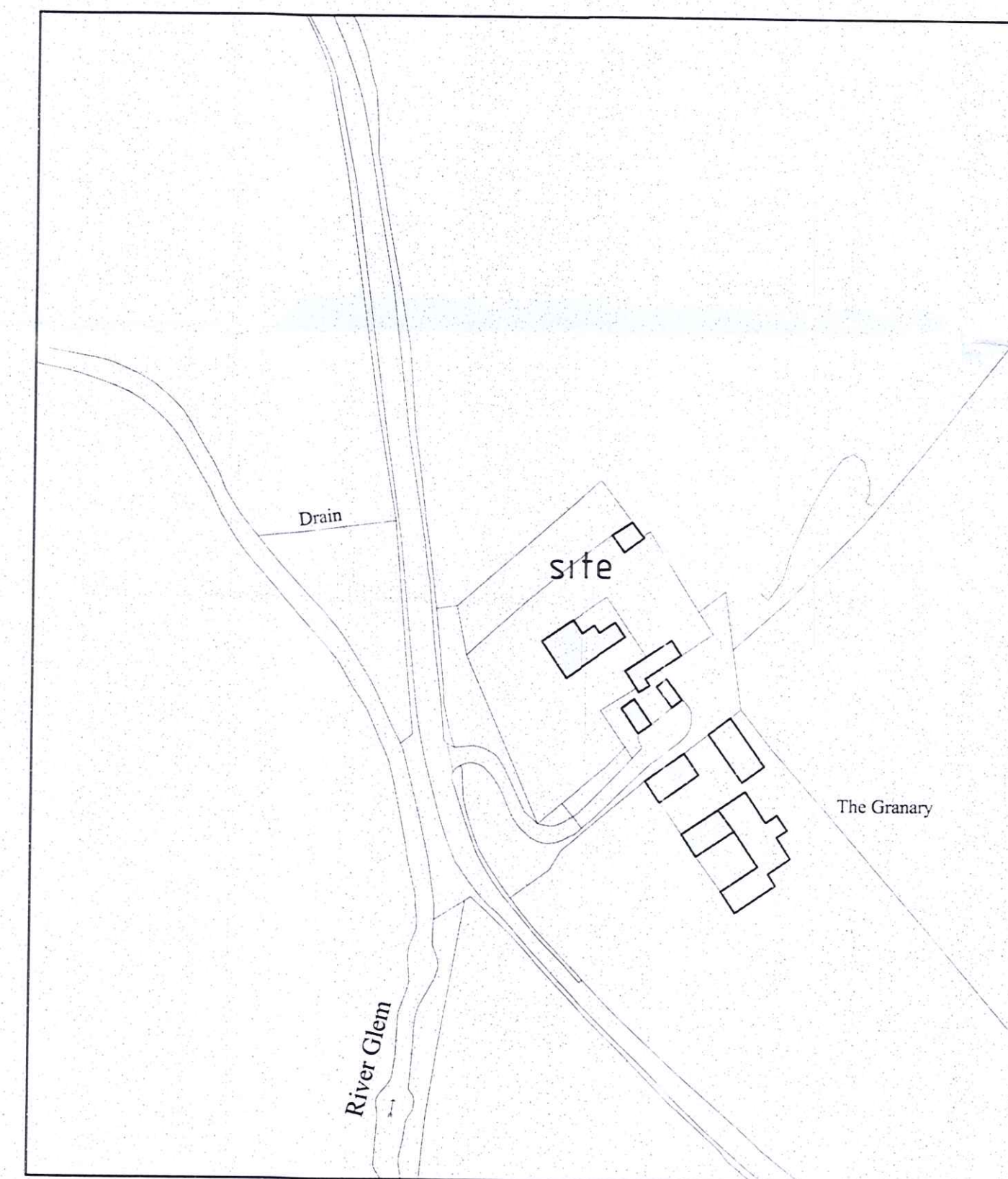
SECTION 1/50 @ A1  
(EXISTING)



ROOF PLAN 1/100 @ A1  
(EXISTING)



SITE PLAN 1/200 @ A1 (AS PROPOSED)



LOCATION PLAN 1/1250 @ A1

<b>dean jay pearce</b> architectural design & planning ltd 2 / 3 Milestone, Hall Street, Long Melford Sudbury, Suffolk, CO10 9HZ T: 01787-378737 E: dean.pearce@live.co.uk		
<b>Project:</b> Proposed single-storey rear extension to existing two-storey dwelling		
<b>Site Address:</b> Park Farm House, Park Road, Boxted, BSE, Suffolk		
<b>Applicant:</b> Mr & Mrs Henshaw		
<b>Drawing title:</b> AS PROPOSED – SITE PLAN		
<b>scales:</b> 1:200 (A1) <b>date:</b> 05 / 2022 <b>drawn:</b> djp <b>checked:</b>	<b>drg no:</b> <b>22/34/04</b>	<b>rev:</b>
<small>Do not scale this drawing. Use figured dimensions only. Contractor to set out all of the works prior to commencement and report any omission / discrepancies immediately. Scales shown on this drawing are at A1 sheet size.</small>		
<small>This drawing &amp; information are Copyright.</small>		<small>©</small>