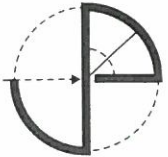


SKETCH SHEET

LOCATION: THE SHIP INN, CLACTON

JP Chick & Partners Ltd
Consulting Civil & Structural Engineers



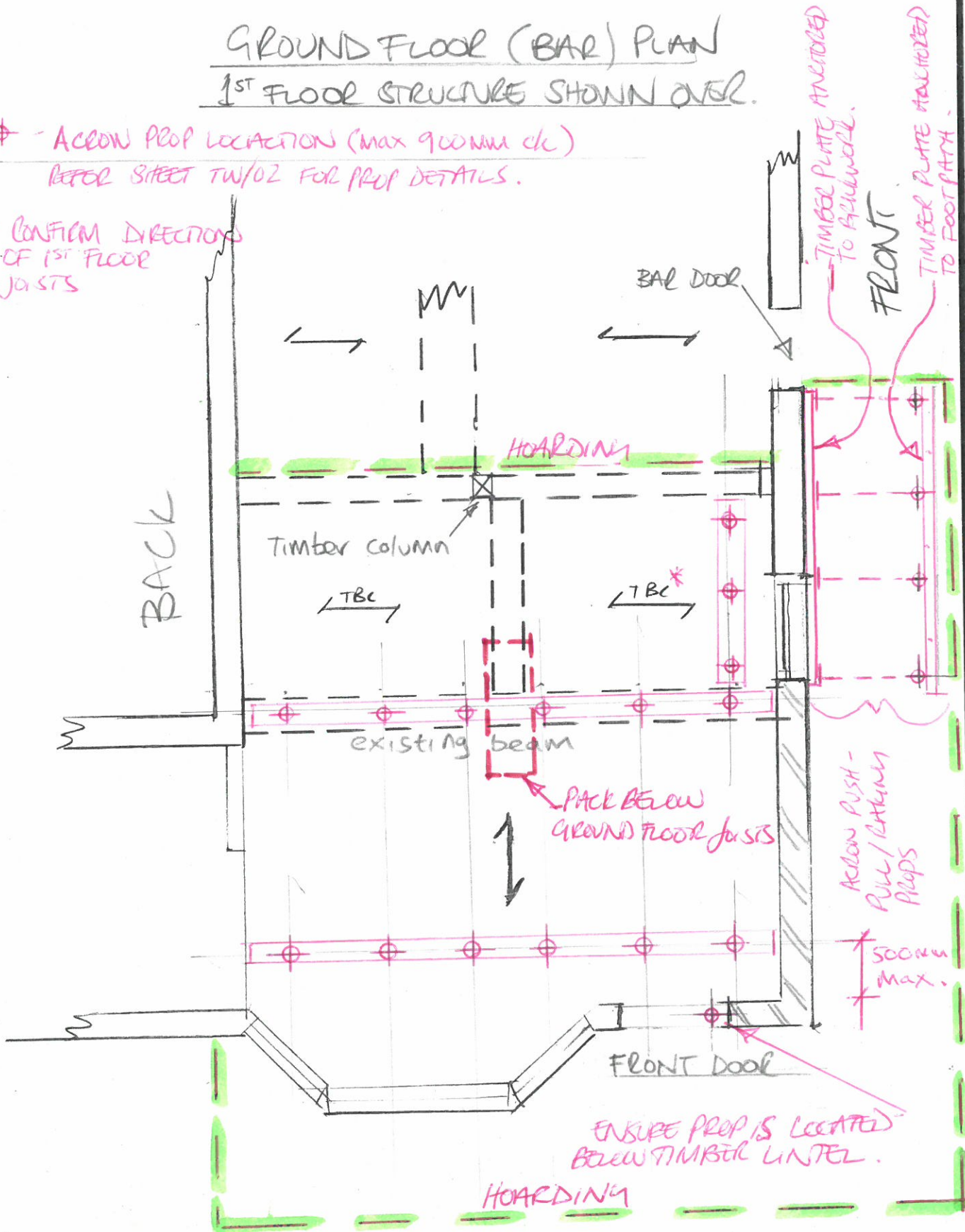
Eng: SD Date: 4/22 Job No.: 222/043 Sheet TW/01 of 01

GROUND FLOOR (BAR) PLAN

1ST FLOOR STRUCTURE SHOWN OVER.

⊕ - ALLOW PROP LOCATION (max 900mm dk)
REFER SHEET TW/02 FOR PROP DETAILS.

* CONFIRM DIRECTIONS
OF 1ST FLOOR
JOISTS



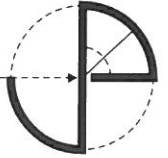
ENSURE PROP IS LOCATED
BELOW TIMBER LINTEL.

HOARDING

SKETCH SHEET

LOCATION: THE SHIP INN, CLACTON

JP Chick & Partners Ltd
Consulting Civil & Structural Engineers



Eng: SD Date: 4/22 Job No.: 1022/043 Sheet T.W./02 of ...

PROP & SPREADER BEAM DETAILS

INTERNAL PROPS

