

Tower House, Freston

Hard Landscape Materials - Outline Specification

253_THF_SH_01: Hard Landscape Materials - Outline Specification_Rev P1

May 2022

AREA
landscape architects

Blackhouse Studio
Pin Mill Ipswich
IP9 1JN
tel:01473 781994
office@area-la.com
www.area-la.com

Hard Landscape Materials

Outline Specification



Drive: Any gravel top-up required to match existing gravel size & colour mix.
Supplier: Contractor to propose local supplier



Terraces & Paths:
Jura Grey Smooth Limestone paving, 900x600x22mm, 600x600x22mm & 600x400x22mm (Loading Class as required). Supplier: London Stone




Rear Garden Courtyard:
Existing bricks reclaimed, cleaned & reinstated (Loading Class as required)



Terraces & Paths: Muted red "Dutch" clay paver, 200x48x58mm or 210x100x50mm, half-lap stretcher & herringbone bonds, with single/triple row running bond margins (Loading Class as required). Supplier: London Stone




Edge Type 1 (E1): Vehicular Access Track Embankment
Option 01: Untreated steel edge, 6mm; up-stand varies up to 500mm.
Supplier: Contractor to propose local supplier




Edge Type 1 (E1): Vehicular Access Track Embankment
Option 02: Vertical FSC timber sleeper edge; up-stand varies up to 500mm.
Supplier: Contractor to propose local supplier



Edge Type 2 (E2): Drive Gravel / Soft Landscape Interface:
Untreated steel edge, 6mm; 100mm up-stand.
Supplier: Contractor to propose local supplier



Edge Type 3 (E3): Drive Gravel / Soft Landscape Interface:
Untreated steel edge, 3mm; 25mm up-stand.
Supplier: Contractor to propose local supplier



Fence Type 1 (F1): Front Garden, West Boundary
1.2m high chestnut cleft, 2 rail fence, to match existing along west side of access track; wire mesh for dog.
Supplier: Contractor to propose local supplier



Fence Type 2 (F2): Rear Garden, SE Boundary
1.2m high timber post & galvanised wire dog-proof fence (concealed within proposed boundary hedge).
Supplier: Contractor to propose local supplier



Fence Type 3 (F3): Front Drive, Bin Store & Oil Tank
1.8m high 'Heritage' framed willow fence, to match existing & to replace degraded willow fence; to screen bins & oil tank.
Supplier: Winterbourne Willows



Fence Type 4 (F4): Rear Garden, NW & SE Boundaries, Log Store Enclosure
1.83m high FSC timber 'Venetian', horizontal slatted fence.
Supplier: Jacksons Fencing

Hard Landscape Materials

Outline Specification



Wall Type 1 (W1): Front Garden Drive Boundary & Entrance Extension to existing brick boundary wall; brick, piers, coping & height to match existing (to Architect's specification)



Wall Type 2 (W2): Rear Garden Terrace Retaining Wall
Option 01: 450mm high, Red brick retaining wall, with Jura Grey Smooth Limestone coping
Supplier: London Stone (coping); brick: contractor proposed



Wall Type 2 (W2): Rear Garden Terrace Retaining Wall
Option 02: 450mm high, limestone clad retaining wall, with Jura Grey Smooth Limestone coping.
Supplier: London Stone




Wall Type 2 (W2): Rear Garden Terrace Retaining Wall
Option 03: 450mm high, pale grey rendered retaining wall, with Jura Grey Smooth Limestone coping.
Supplier: London Stone



Wall Type 3 (W3): Rear Garden Embankment
FSC Timber sleeper retaining walls, 600-1200mm high, forming 3 terraces (to Engineer's specification).
Supplier: Contractor to propose local supplier



Wall Type 3 (W3): Rear Garden Embankment
Timber sleepers are laid horizontally & supported by mild steel angle posts (to Engineer's specification).
Supplier: Contractor to propose local supplier



Wall Type 3 (W3): Rear Garden Embankment
Stepped access is timber or untreated steel edged steps with gravel treads (to Engineer's specification).
Supplier: Contractor to propose local supplier



Wall Type 4 (W4): Rear Garden Courtyard
Extension to existing brick boundary wall; brick, piers, coping & height to match existing (to Architect's specification)



Gate Type 1 (G1): Drive Entrance
1.2m high Traditional Wooden Entrance Gates; vehicular gate 3300mm width, with matching pedestrian gate, 900mm width (refer to AREA dwg: 253_THF_D_01_Drive Entrance Gate Details). FSC timber.
Supplier: Jacksons Fencing, or Contractor to propose local supplier



Gate Type 2 (G2): Front Drive, Bin Store & Oil Tank
1.8m high, 'Heritage' framed willow gate, to match Fence Type 2.
Supplier: Winterbourne Willows



Gate Type 3 (G3): Rear Garden Embankment Step Access
1.15m high, Rounded Pale Palisade Gate, 1000mm width; FSC timber.
Supplier: Jacksons Fencing



Gate Type 4 (G4): Rear Garden Log Store Enclosure
1.78m high, Venetian Gate, 1000mm width; FSC timber, to match Fence Type 4.
Supplier: Jacksons Fencing

Hard Landscape Materials

Outline Specification



Rear Garden Terrace Retaining Wall Coping:
 Jura Grey Smooth Limestone Pencil Round Coping Stones, 600/400x300x40mm drip groove straight, end, corner coping. Supplier: London Stone



Rear Garden Terrace Steps:
 Jura Grey Smooth Limestone Bullnose Step, 1200/900x600x40mm (Loading Class as required). Supplier: London Stone



Rear Garden Log Store Enclosure & Access Path:
 6-10mm flint/Cotswold gravel, 25-40mm depth; permeable geotextile underlay; untreated steel edging. Supplier: Contractor to propose local supplier



Rear Garden Log Store Enclosure:
Option 02: Richmond Utility Smooth concrete paving flag, 600x600x38mm, in natural finish; option to add red brick paver detailing; Supplier: Marshalls, or Contractor to propose



Log Store: Rear Garden Log Store Enclosure
 3400 (w) x 800 (d) x 1830mm (h), Empingham Log Store, with kindling shelf; FSC timber. Supplier: Rutland County Garden Furniture



Log Store Bench: Rear Garden Courtyard
 2000x400x430mm Corten steel framed bench with FSC ash seat. Supplier: In Garden



Fire Pit: Rear Garden Embankment Terrace
Option 01: Bento 32, 813x813x324(h)mm concrete fire pit; size, finish, gravel topping & burner options. Supplier: Paloform



Fire Pit: Rear Garden Embankment Terrace
Option 02: Miso 36 Concrete Fire Bowl, 914x305mm; size & burner options. Supplier: Paloform



Fire Pit: Rear Garden Embankment Terrace
Option 03: Bol Corten Fire Bowl, 1067x235mm; burner & wood fire options. Supplier: Paloform



Water Dish / Bowl: Front Garden Courtyard
Option 01: 'Water Lily', glass-reinforced concrete water bowl; size & finish options; optional pump to create fountain. Supplier: Urbis Design



Water Dish / Bowl: Front Garden Courtyard
Option 02: Corten steel water bowl, 1200x210mm or 1500x310mm; other size & finish options. Supplier: Adezz