ISO A1 - 594mmx841mm

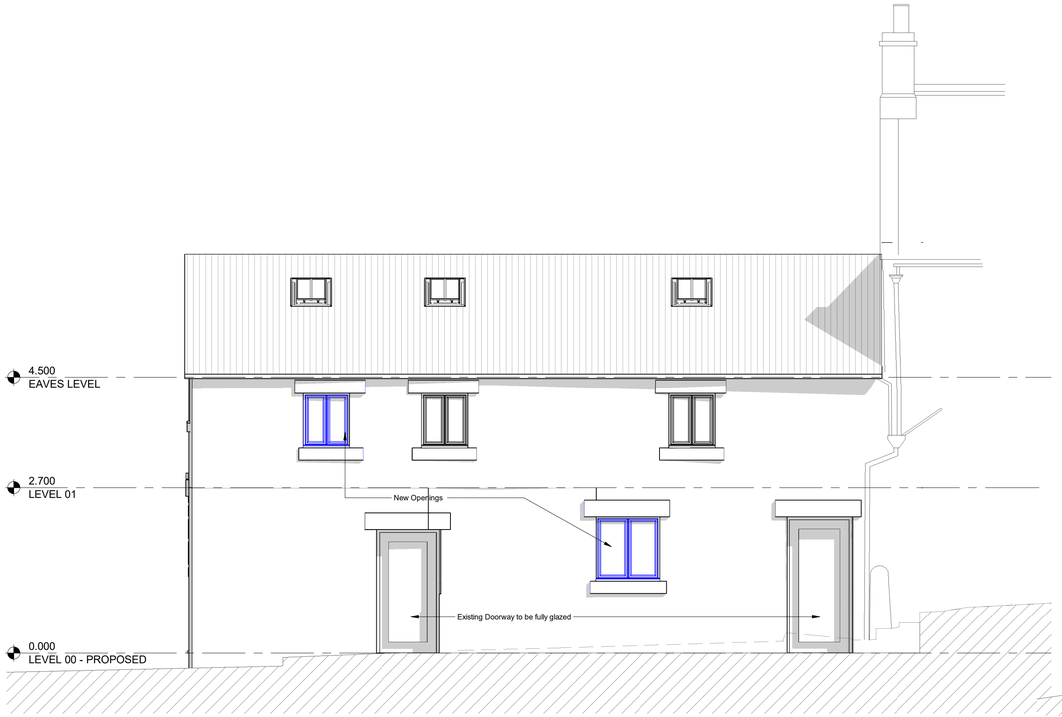

SOUTH ELEVATION
SCALE: 1 : 50

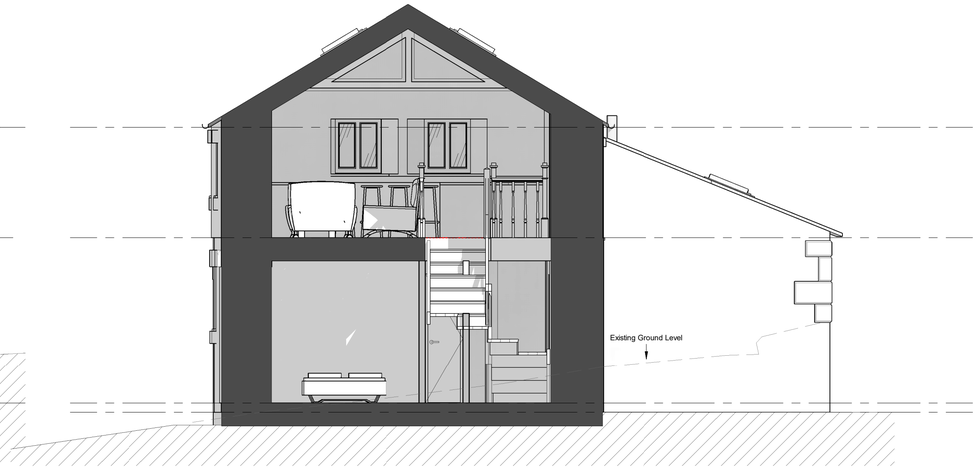

EAST ELEVATION
SCALE: 1 : 50

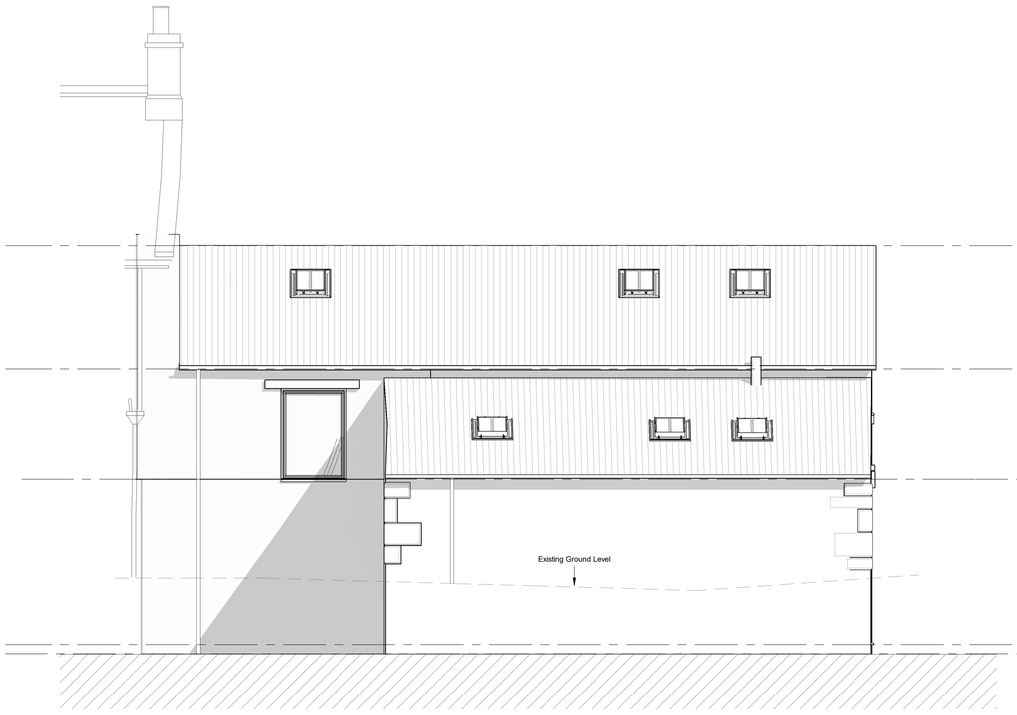

NORTH ELEVATION
SCALE: 1 : 50

WEST ELEVATION
SCALE: 1 : 50

0 | 1 | 2 | 3 | 4 | 5 m

PLEASE NOTE: THIS SCHEME IS BASED ON THIRD PARTY SURVEY INFORMATION (LANDFORM SURVEYS GATESHEAD) DATED 20.08.21

ALL WINDOWS AND DOORS TO BE TIMBER EXCEPT WG01

DATE	REVISION	REV	DR	CH
18.01.22	FIRST ISSUE	P01	ST	SB
11.02.22	STAIR OPENINGS TO FF DISCOUNTED FROM GIFA CALCULATION - ISSUE FOR PLANNING SUBMISSION	P02	ST	SB

This drawing has been prepared solely for the use of JONATHAN ELKINGTON and there are no representations of any kind made by NORR Consultants Limited to any party with whom NORR Consultants Limited has not entered into a contract.

This drawing must not be used, reproduced or revised without written permission.

This drawing shall not be used for construction purposes until a "Ax - APPROVED FOR STAGE x" status appears in the Sheet Status.

Constructors must only work to figured dimensions which are to be checked on site. Do not scale from hard copy drawings.

Keyplan

NORR

NORR Consultants Limited.
An Ingenium International Company

Percy House, 8th Floor Percy Street,
Newcastle NE1 4PW
England, UK
norr.com

Drawn ST	Date 18.01.22
Checked SB	Date 18.01.22
Scale 1 : 50 @ A1	
Client JONATHAN ELKINGTON	
Project GUNNERTON	
Drawing Title GA ELEVATIONS - BARN TWO - SHEET 1	
Sheet Status S4 - FOR APPROVAL	
Project No. IANC21-0050	
Drawing No. GNF-NOR-B2- ZZ-DR-A-00201	Rev. P02