

DO NOT SCALE ONLY USE DIMENSIONS SHOWN

Any discrepancy to be reported to CA
This drawing is ONLY intended to be used for the purpose stated at status below
This drawing is not to be used, copied or disclosed by or to any unauthorised persons without prior written authorisation consent from SDA Architecture Ltd.
Please refer elsewhere appropriately for all other consultants information to be read in conjunction with this drawing as necessary.

Project Information:

Project Reference: 370

Project Title: Fisher House

Project Address: Fisher house, Rivington Lane, Bolton, BL6 7SL

Drawing Information:

Drawn by: Jyh

Checked: SH

Sheet Size: A3

Scale:1:100

Date:11.11.2021

Status:Planning

Drawing Title: Proposed Basement Plan

Drawing Number:

Revision:

(P)3-11-PP

B

Drawing Registry

Rev.	Date	Description	By
B	28.02.22	Revised for Planning	SH

Legend



Light grey area indicates existing structure.



Dark grey area indicates proposed structure.



Indicates extent of demolition works subject to listed building consent.



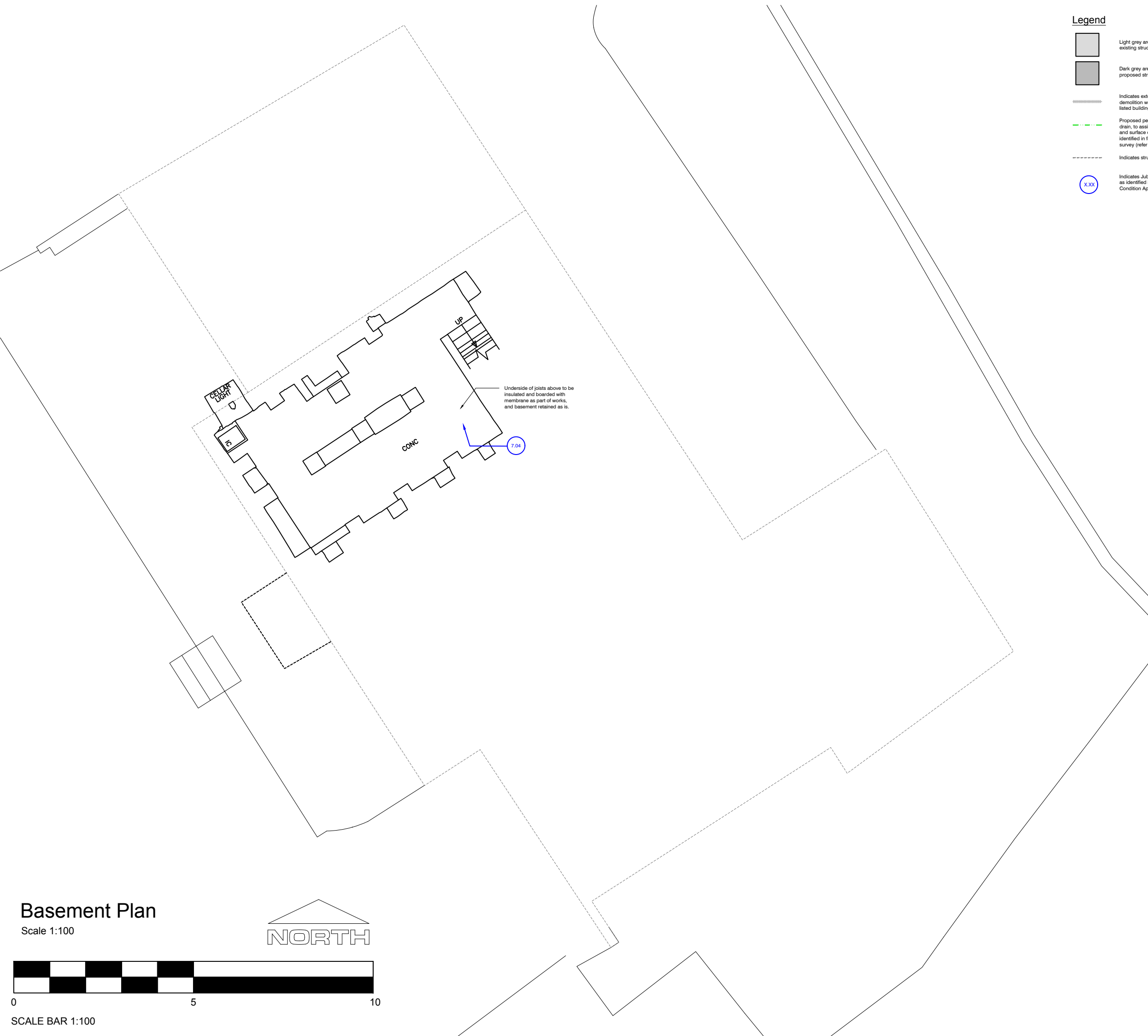
Proposed perimeter french drain, to assist with damp and surface drainage identified in fabric condition survey (refer to item. 5.01)



Indicates structure above.

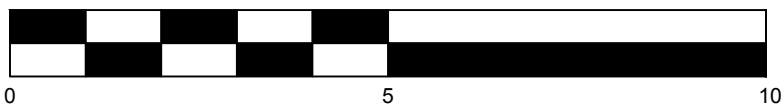


Indicates Jubb Clews reference as identified in Elemental Condition Appraisal.




Basement Plan

Scale 1:100



SCALE BAR 1:100



Head Office: Astley House, 29 Queens Road, Chorley, Lancashire, PR7 1JU
Tel: 01257 441 512 Web: www.studiosda.co.uk Email: contact@studiosda.co.uk
Company Registration: 6331887 VAT Registration: 183 9667 53
Copyright © 2021 Style Design & Architecture Ltd - All Rights Reserved