

DO NOT SCALE ONLY USE DIMENSIONS SHOWN

Any discrepancy to be reported to CA
 This drawing is ONLY intended to be used for the purpose stated at status below
 This drawing is not to be used, copied or disclosed by or to any unauthorised persons without prior written authorisation consent from SDA Architecture Ltd.
 Please refer elsewhere appropriately for all other consultants information to be read in conjunction with this drawing as necessary.

Project Information:

Project Reference: 370
 Project Title: Fisher House
 Project Address: Fisher house, Rivington Lane, Bolton, BL6 7SL








Drawing Information:

Drawn by: Jyh
 Sheet Size: A3
 Scale: 1:100
 Date: 11.11.2021
 Status: Planning
 Drawing Title: Proposed First Floor Plan
 Drawing Number: (P)3-13-PP
 Checked: SH
 Revision: D

Drawing Registry

Rev.	Date	Description	By
A	22.11.21	Drawing revised to client comments.	SH
B	02.12.21	Window Tags added.	SH
C	14.01.22	Fabric Legend added.	ZW
D	28.02.22	Revised for Planning	SH

Legend

-  Light grey area indicates existing structure.
-  Dark grey area indicates proposed structure.
-  Indicates extent of demolition works subject to listed building consent.
-  Proposed perimeter french drain, to assist with damp and surface drainage identified in fabric condition survey (refer to item. 5.01)
-  Indicates structure above.
-  Indicates Jubb Clews reference as identified in Elemental Condition Appraisal.
-  Indicates position of secondary glazing / acoustic shutter to existing / retained window.



First Floor Plan

Scale 1:100



SCALE BAR 1:100

