







External mounted wall lamp - IP rate
Astro Jura 42007



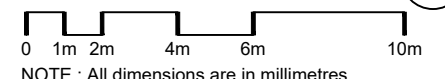
Floor recessed light - IP rate
Collingwood domed ground light GL200
(no direct illumination on sensitive features)

KEY:

-  Light switch
-  Floor recessed light - IP rate
-  External wall mount lamp - IP rate
-  Sensitive features for roosting bats
-  Sensitive features for foraging/commuting bats

Property Boundaries
Site Boundary (0.05Ha)

©SJ Geometrics_Feb_2021
All dimensions are in millimetres



NOTE : All dimensions are in millimetres.



Blue Forest (UK) Limited
The Studio
Bensfield Farm
Beech Hill
Wadhurst
East Sussex
TN5 6JR, UK

t: +44 (0)1892 75 00 90
e: info@blueforest.com
w: www.blueforest.com

All dimensions are to be checked on site. Any discrepancies or variations are to be reported to Blue Forest (UK) Limited before work commences. Figured dimensions are only to be taken from this drawing. This drawing is to be read in conjunctions with all relevant consultants' and/or specialists drawings/documents and any discrepancies or variations are to be notified to Blue Forest (UK) Limited before the affected work commences. Copyright © Blue Forest (UK) Limited.

Rev	Date	Description
-	090622	First Issue

Client	GRI
Project Title	Monks Hall Treehouse
Drawing Title	External Lighting Plan

Drawn by:	SN	Client Number:	942	Drawing Number:	131
Checked By:	SP	Drawing status:	PL	Revision:	-
Date:	JUN 2022	Scale:	1:200	Format:	A3