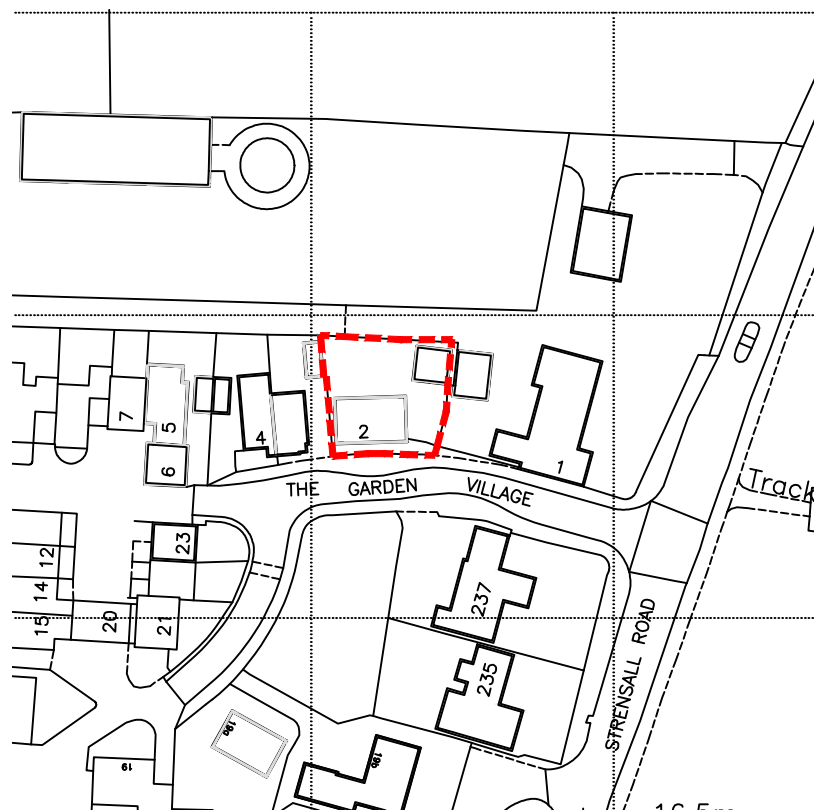
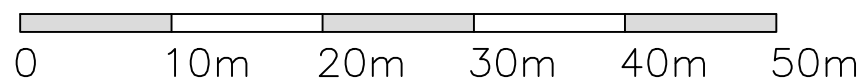
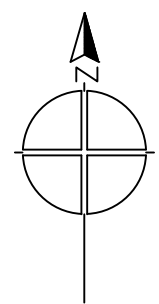
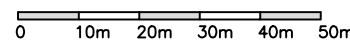


PROPOSED SITE PLAN
(1:500)



SITE LOCATION PLAN
(1:1250)



CLIENT
 MR/MRS DUNN
 2 THE GARDEN VILLAGE EARSWICK

PROJECT
 FRONT ENTRANCE PORCH

TITLE
 PROPOSED SITE PLAN AND
 SITE LOCATION PLAN

STATUS
 PLANNING APPROVAL

DATE SCALE
 JUL 22 1:500/1250

DRAWING NUMBER
 2022 10 01

CAD DETAILS
 XREF's:
 PCPfile: Lscale: Size: A3

Do NOT scale this drawing. Figured dimensions only are to be used.
 Any discrepancies between this drawing and other information shall be reported to the Architect.
 MODIFICATIONS to be made solely on ORIGINAL MAGNETIC MEDIA.