


Foul Drainage Assessment Form (FDA1)

APPLICANT DETAILS	
Name :	Mr Avery-Wright
Address :	Strangaton Farm Stockleigh Pomeroy EX17 4BH
Telephone No/e-mail	

This form should be used in order to establish whether non-mains drainage, either a new system or connection to an existing system, would be acceptable, your answers to the following questions will be taken into consideration. It is important that you provide full and accurate information. Failure to do this will delay the processing of your application.

You must provide evidence that a connection to the public sewer is not feasible.


Other than very exceptionally, providing non-mains drainage as part of your Planning or Building Regulation application will not be allowed unless you can prove that a connection to the public sewer is not feasible. Non-mains drainage systems are not considered environmentally acceptable in publicly sewered areas. Please note that the existence of capacity or other operating problems with the public sewer are not valid reason for non-connection where this is reasonable in other respects.

Where connection to the public sewer is feasible, agreements may need to be obtained either from owners of land over which the drainage will run or the owners of the private drain.

Government guidance contained within DETR Circular 03/99/ WO 10/99 'Planning requirements in respect of the use of non-mains sewerage incorporating septic tanks in new development' gives a hierarchy of drainage options that must be considered and discounted in the following order:



- 1 Connection to the public sewer
- 2 Package sewage treatment plant (which can be offered to the Sewerage Undertaker for adoption)
- 3 Septic Tank
- 4 If none of the above are feasible a cesspool





You must respond to all the following questions, if you wish to submit additional information please do so, marked clearly "Additional Information". **In some cases you will be required to provide a further assessment in accordance with the requirements of DETR Circular 03/99/ WO 10/99 (see Guidance Note 1).**


Mains connection	YES	NO
Have you provided a written explanation of why connection to the mains sewer is impractical with this form? (Connection to the mains drainage is too far away, so a Treatment tank is proposed) <i>This should include a scaled map showing the nearest mains connection point - check with your local sewerage undertaker.</i>		 < See note

Non-mains connection





Please provide a plan with dimensions that clearly shows the location of the whole system in relation to the proposed development and the position of the key elements e.g. septic tank, drainage fields and points of discharge.


1. Existing system	YES	NO
Do you intend to use an existing non-mains foul drainage system?		
If YES, does the system already have a Consent to Discharge issued by the Environment Agency? <i>(In the case of a cesspool write N/A) Please provide Consent reference number.....</i>		

2. Discharge	YES	NO
Do you propose to use a cesspool? <i>If yes go to Q4</i>		
Do you intend to use a system that discharges solely to watercourse? (see Guidance Note 2) <i>If yes go to Q8.</i>		
Alternatively, will all, or any part of, the discharge go to soakaway? (see Guidance Note 2) - this would include systems that combine a soakaway with a high level overflow to watercourse? <i>If yes go to Q3.</i>		
Have you considered having your system adopted by the sewerage undertaker? (See Guidance Note 6).		

3. Water abstraction	YES	NO
Do you receive your water from the public mains supply? <i>If yes go to Q5</i>		
If not, where do you get your water supply from?		

4. Cesspools <i>(For methods other than cesspools write N/A)</i>	YES	NO
Have you provided written justification for the use of a cesspool in preference to more sustainable methods of foul drainage disposal? (see Guidance Note 3)		n/a

5. Ground Conditions <i>(For cesspools write N/A)</i>	YES	NO
Have you submitted a copy of the percolation test results with this form (see Guidance Note 4)? If NO please explain the justification for not undertaking or submitting these tests.		
Is any part of the system in land which is marshy, water logged or subject to flooding?		
Will the soakaway be located on artificially raised, made-up ground or ground likely to be contaminated? <i>If yes please provide details as additional information.</i>		
Have you submitted the results of a trial hole at the site to establish that the proposed drainage field will be above any standing groundwater (see Guidance Note 5)?		

6. Available Land	YES	NO
Is the application site plus any available area for a soakaway less than 0.025 hectares (250m ²)?		

7. Siting of drainage field/soakaway discharge from a septic tank or package treatment plant or other secondary treatment..

You may need to make local enquiries to get a full answer to these questions.

	Yes	No
Will it be at least 10m from a watercourse, permeable drain or land drain?	✓	
Will it be at least 50m from any point of abstraction from the ground for a drinking water supply (e.g. well, borehole or spring)? <i>This includes your own or a neighbour's supply.</i>	✓	
Are there any drainage fields/soakaways within 50m ? <i>This includes any foul drainage discharge system (other than the subject of this application) on either your own or a neighbour's property..</i>		✓
Will it be at least 15m from any building?	✓	
Will there be any water supply pipes or underground services within the disposal system, Other than those required by the system? <i>(For cesspools write N/A)</i>		✓
Will there be any access roads, driveways or paved areas within the disposal area? <i>(For cesspools write N/A)</i>		✓

8. Siting of treatment plant, septic tank or cesspool

Is it at least 7m from the habitable part of a building?	✓	
Will there be vehicular access for emptying within 30m ?	✓	
Can the plant, tank or cesspool be maintained or emptied without the contents being taken Through a dwelling or place of work?	✓	
9. Expected flow Please estimate the total flow in litres per day <i>(see Guidance Note 4)</i>	660	


10. Maintenance

How do you propose to maintain the system?

As per Klargesters TM (or alternative) manufacturers guidelines

Declaration

I declare that the above information is factually correct.

Name	Signature	Date
Simon Archer		22.06.22