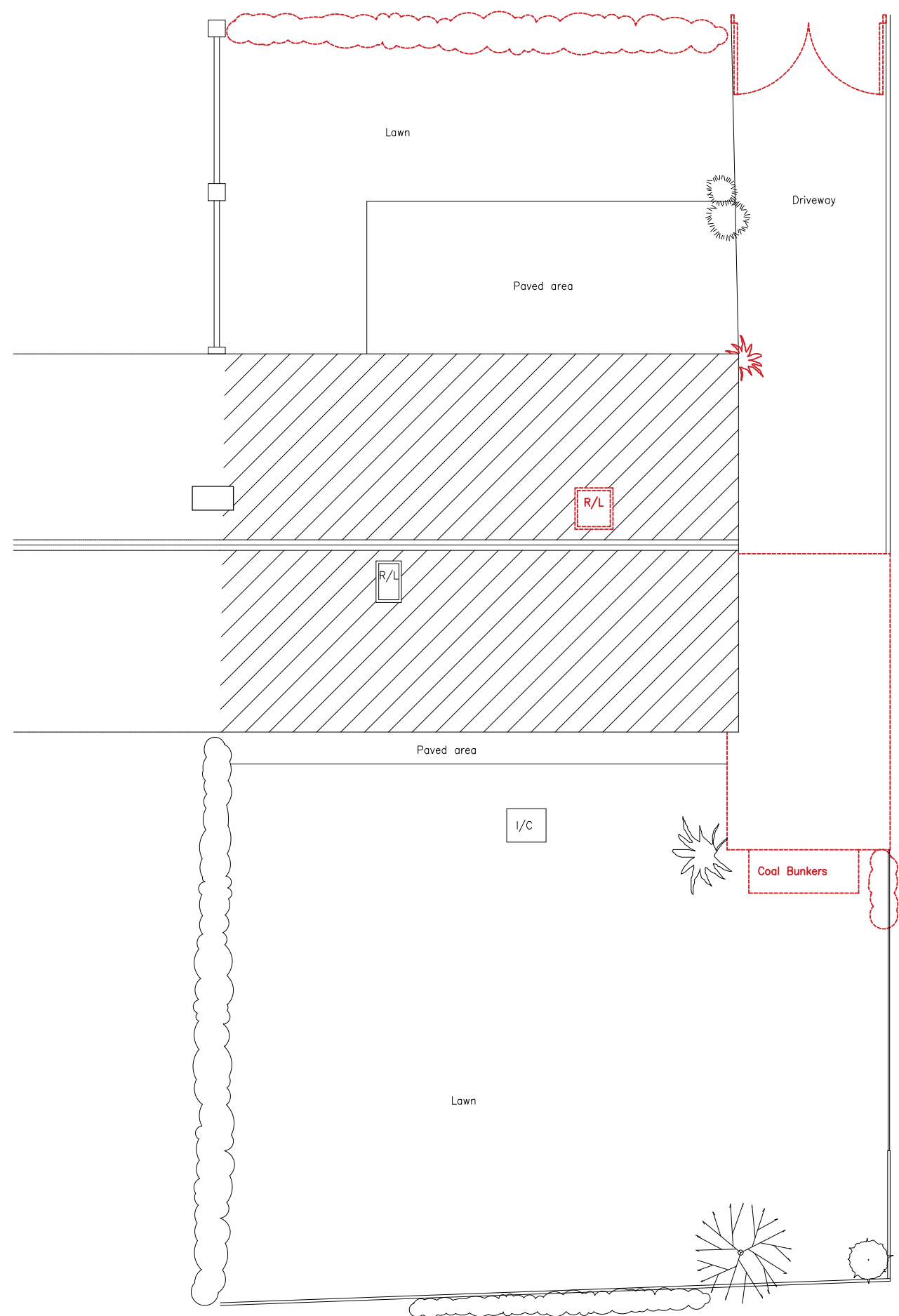
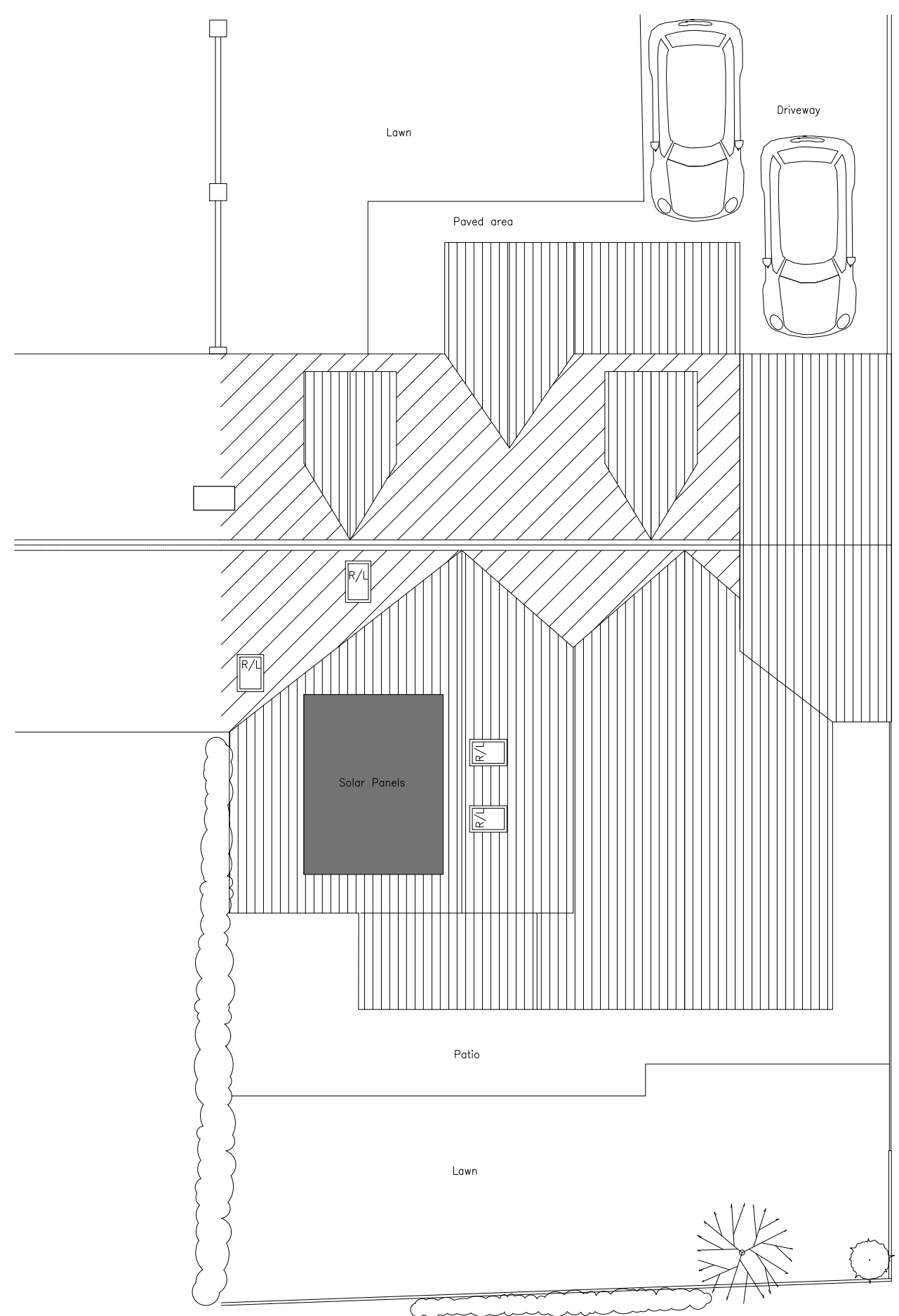


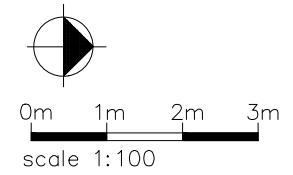
- NOTE
1. DRAWINGS MUST NOT BE SCALED; WORK ONLY TO FIGURED DIMENSIONS
 2. CHECK ALL DIMENSIONS ON SITE BEFORE ORDERING MATERIALS OR PUTTING WORK IN HAND
 3. SHOP DRAWINGS OF MANUFACTURED ITEMS MUST BE APPROVED BY THE ARCHITECTS BEFORE WORK IS PUT IN HAND
 4. DIMENSIONS MUST BE VERIFIED ON SITE BEFORE PREPARATION OF SHOP DRAWINGS
 5. THE ARCHITECT MUST BE NOTIFIED OF ANY DISCREPANCIES IMMEDIATELY
 6. IF IN DOUBT ASK!



Existing Site Plan
Scale: 1:100
Note: Red dashed line denotes demarcated existing structure/landscape



Proposed Site Plan
Scale: 1:100
Note: diagonal hatch denotes existing roof, vertical hatch denotes new roof



P1 05:07:22 Issued for Planning
revisions

PLANNING

MORE THAN PRETTY PICTURES
ARCHITECTS
tel: 07969355994
matthew@mtpa.co.uk

client
Mr & Mrs Pryor

job title
**2 West View, Gents Lane
Shimpling**

drawing title
Existing & Proposed Site Plan

scale	drawn by	date
Noted @A2	MS	July 2022

sheet / layout number	rev
21-103-SP-099	P1