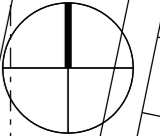
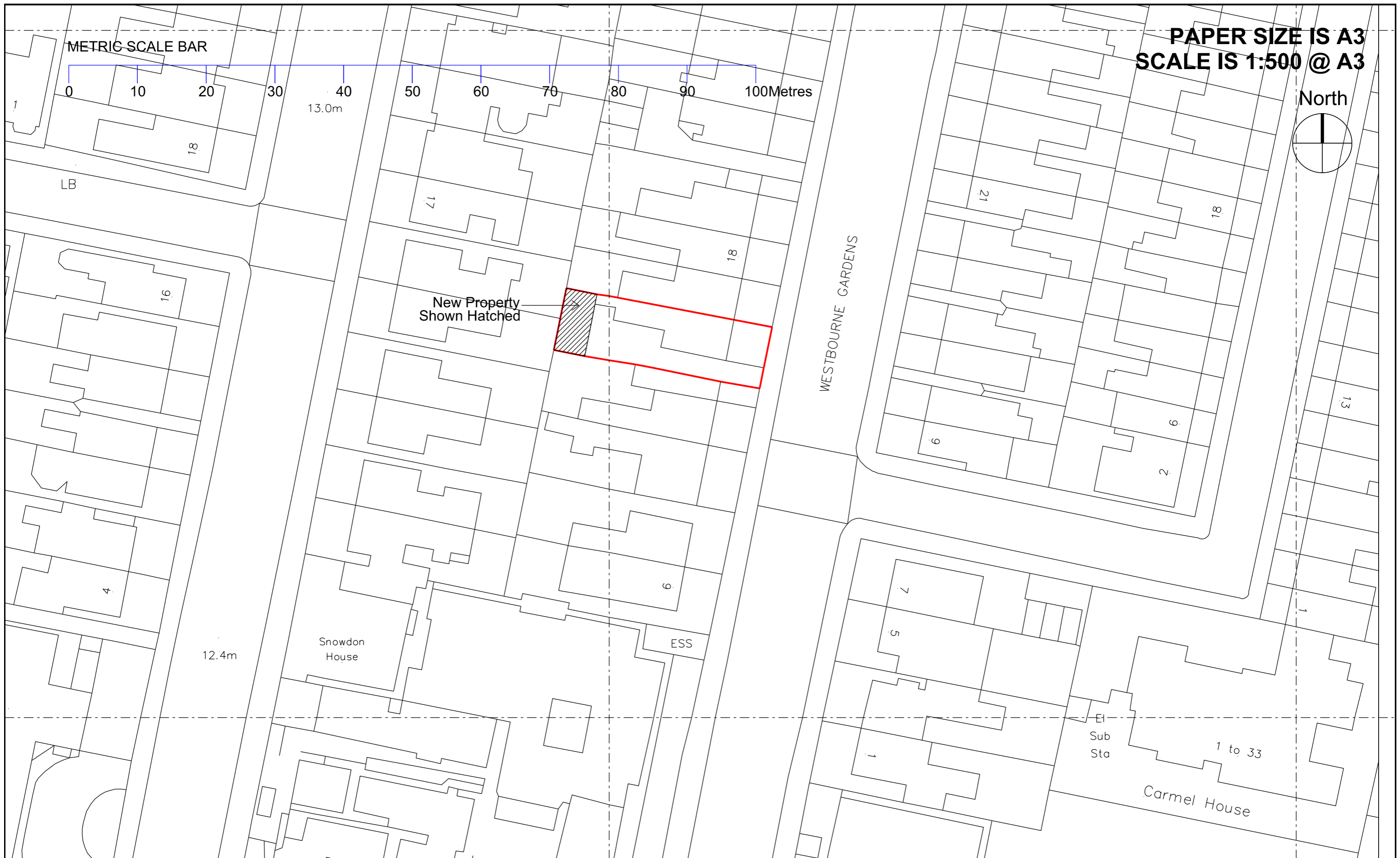
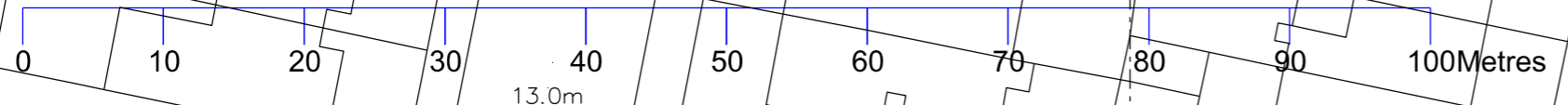


**PAPER SIZE IS A3  
SCALE IS 1:500 @ A3**

North



METRIC SCALE BAR



New Property  
Shown Hatched

WESTBOURNE GARDENS

Snowdon  
House

ESS

E1  
Sub  
Sta

1 to 33  
Carmel House

This drawing is copyright Shape Architecture Ltd. The Contractor must not scale from the drawing. All dimensions to be taken from dimension strings. Where any discrepancies are found between dimensions these must be brought to the attention of the Architects for resolution. Where discrepancies exist between reference or assembly drawings and detail drawings the latter take preference.

**SHAPE Architecture**  
WWW.SHAPEARCHITECTURE.CO.UK

**14 Westbourne Gardens  
Hove BN3 5PP**  
PROJECT

1:500@A3 July 2022  
SCALE DATE

**FOR PLANNING**

Proposed Block Plan  
DRAWING

PL010  
DWG. NO. REVISION CHECKED