

Preliminary Visual Assessment for bats and breeding birds  
Barn at Mount Pleasant Farm, Templeton, Tiverton, EX16 8BP  
April 2022

A report by

Michael Sanders BSc (Hons)  
Natural England licence no: 2016-24281-CLS-CLS

## Report details

Site address:	Barn at Mount Pleasant Farm, Templeton, Tiverton, EX16 8BP
Grid reference:	SS869145
Survey date:	13 <sup>th</sup> April 2022
Surveyors:	Michael Sanders BSc (Hons), Ecologist (Natural England licence no: 2016-24281-CLS-CLS)
Report date:	13 <sup>th</sup> April 2022
Report author:	Michael Sanders BSc (Hons)
Report checked by:	Colin Hicks BSc (Hons), MCIEEM
Report Reference:	WOR-2890

## Declaration of compliance

### BS 42020:2013

This study has been undertaken in accordance with British Standard 42020:2013 Biodiversity, Code of practice for planning and development.

### Code of Professional Conduct

The information which we have prepared is true, and has been prepared and provided in accordance with the Chartered Institute of Ecology and Environmental Management's Code of Professional Conduct. We confirm that the opinions expressed are our true and professional bona fide opinions.

## Validity of survey data and report

The findings of this report are valid for 12 months from the date of survey. If work has not commenced within this period, an updated survey by a suitably qualified ecologist will be required.

## Table of contents

Non-technical summary .....	4
Assessment for bats .....	4
Assessment for Barn owl .....	4
Assessment for breeding birds .....	4
Biodiversity enhancement.....	4
1. Introduction .....	5
1.1. Site description.....	5
1.2. Proposed works.....	6
1.3. Survey aims .....	6
2. Methods.....	7
2.1. Bat roost assessment.....	7
2.2. Barn owl .....	7
2.3. Breeding birds .....	7
2.4. Surveyors .....	7
3. Results.....	8
3.1. Bat roost description.....	8
3.2. Barn owl .....	8
3.3. Breeding birds .....	8
4. Assessment .....	9
4.1. Survey constraints.....	9
4.2. Assessment for bats .....	9
4.3. Assessment for barn owl .....	9
4.4. Assessment for breeding birds .....	9
4.5. Legislation .....	9
5. Recommendations and mitigation .....	11
5.1. Roosting bats .....	11
5.2. Barn owl .....	11
5.3. Breeding birds .....	11
6. Biodiversity enhancement.....	12
6.1. Bats.....	12
6.2. Bird Boxes.....	14
6.3. Invertebrates .....	14
7. References .....	15
8. Appendix 1.....	16

## Non-technical summary

Western Ecology has been commissioned to complete a preliminary visual assessment for bats and breeding birds of a barn at Mount Pleasant Farm, Templeton. The building will be the subject of a planning application.

Prior to works commencing, a survey has been commissioned to ensure that the proposed works do not adversely affect bats and breeding birds. The survey will:

- Identify the past and/or current use of the site by bats and breeding birds;
- Assess the likely impact of the proposed development on bats and breeding birds;
- Provide a basis upon which to propose further survey work or mitigation, should they be affected by the development.

The survey was completed on 13<sup>th</sup> April 2022 with an air temperature of 12°C, no wind, 100% cloud cover.

### Assessment for bats

No bats, or evidence of bats, were found associated with the structures surveyed, and there is negligible potential for bats based on a lack of evidence such as droppings or feeding remains and lack of suitable habitats for bats. Works can proceed with negligible risk to bats and does not require a method statement for bats or a European Protected Species licence. It should be noted that in any building, individual bats could occasionally roost or move in at any time, and recommendations are made within Section 5.

### Assessment for Barn owl

No evidence of barn owl was found. No mitigation is required in relation to barn owl.

### Assessment for breeding birds

Swallows have nested in association with the single pitched roof attached to the west end in the past. Parts of the barn are vegetated, with potential for occasional common nesting birds within this vegetation. Mitigation may be required.

### Biodiversity enhancement

Simple biodiversity enhancement is recommended in section 6.

# 1. Introduction

Western Ecology has been commissioned to complete a preliminary visual assessment for bats and breeding birds of a barn at Mount Pleasant Farm, Templeton.


This survey has been prepared in accordance with the Bat Conservation Trust's "Bat Surveys Good Practice Guidelines" (Collins, 2016).

## 1.1. Site description

The site (plan 1) is in a rural setting, 8 km west of Tiverton in Devon.

Adjacent hedgerow with trees provide linkage out through the surrounding countryside. Farmland provides the majority surrounding habitat. A pond lies 90 metres to the north of the house. Other small watercourses, together with wooded areas, are within 500 metres of the site.

The surrounding semi-natural habitats are likely to be largely unlit at night, and provide good potential for foraging and commuting bats in the area.



Plan 1. The location of the building surveyed.



Plan 2. The building surveyed at this site (blue line)

## 1.2. Proposed works

The building will be the subject of a planning application.

## 1.3. Survey aims

To ensure that the proposed development does not adversely affect bats and breeding birds, the survey will:

- Identify the past and/or current use of the site by bats and breeding birds;
- Assess the likely impact of the proposed development on bats and breeding birds;
- Provide a basis upon which to propose further survey work or mitigation, should they be affected by the development.

## 2. Methods

### 2.1. Bat roost assessment

All areas of the buildings were carefully examined internally and externally for signs of use by bats, with the aid of torches, by a suitable qualified and licenced ecologist. This included a search for bat droppings, feeding remains, urine stains and polished/scratched woodwork. A search was also made for individual bats, as well as potential access points and cavities capable of providing a roosting space for bats.

This survey method complies with guidelines produced by the Bat Conservation Trust (Collins, 2016).

The survey was completed on 13<sup>th</sup> April 2022 with an air temperature of 12°C, no wind, 100% cloud cover.

A data search was not considered appropriate due to the highly mobile nature of bats. It is assumed that all species of bat that are present in Devon could be active within the vicinity which includes Barbastelle, Serotine, Noctule, Lesser Horseshoe, Greater Horseshoe, Common Pipistrelle, Soprano Pipistrelle, Nathusius Pipistrelle (very rare), Whiskered, Brandt's, Natterer's, Daubenton's, Brown Long-eared and possibly Grey Long-eared.

It is very unlikely when considering the location and structure being assessed that a data search would provide further meaningful information.

### 2.2. Barn owl

The buildings were searched for evidence of nesting or roosting barn owl such as owl pellets, feathers and nest debris on the floor.

### 2.3. Breeding birds

The buildings and associated areas were searched for evidence of nesting bird species.

### 2.4. Surveyors

The survey was completed by Michael Sanders.

Michael Sanders has 11 years of experience carrying out environmental investigation work and ecology surveys in the water industry, the Environment Agency and for Western Ecology. He has 7 years of bat survey experience and holds a Level 1 Class Licence which permits the surveying of bats using artificial light.

## 3. Results

### 3.1. Bat roost description

The building is a detached, shallow gable roofed barn with a single pitched roof attached to the west end. The timber framed roofs are covered with corrugated metal with no membrane to the underside. Openings, together with gapped timber plank walls creates well-lit interiors during the day. Occasional gaps present in the timberwork are too large and exposed to be suitable for roosting bats.

No evidence of bats, such as droppings or feeding remains, were visible on surfaces around the outside of the buildings.



Barn exterior



Barn interior



Single pitched roof attached to the west end

### 3.2. Barn owl

No evidence of barn owl was found within the building.

### 3.3. Breeding birds

Swallows have nested in association with the single pitched roof attached to the west end in the past. Parts of the barn are vegetated, with potential for occasional common nesting birds within this vegetation.



## 4. Assessment

### 4.1. Survey constraints

The survey was completed at a suitable time for the inspection of buildings and structures for bat roosts (Collins, 2016), and areas to be searched had not been cleaned/swept prior to survey. All areas of the buildings were accessible, and a full and complete assessment was made.

It is the professional opinion of the surveying ecologist that this survey provides sufficient information in relation to bats and breeding birds to allow the decision-maker to determine the planning permission. Further survey work would not make any material difference to the information provided.

### 4.2. Assessment for bats

No bats, or evidence of bats, were found associated with the structures surveyed, and there is negligible potential for bats based on a lack of evidence such as droppings or feeding remains and lack of suitable habitats for bats. Works can proceed with negligible risk to bats and does not require a method statement for bats or a European Protected Species licence.

### 4.3. Assessment for barn owl

No evidence of barn owl was found within the building. The proposed development can proceed with negligible risk to barn owl.

### 4.4. Assessment for breeding birds

Swallows have nested in association with the single pitched roof attached to the west end in the past. Parts of the barn are vegetated, with potential for occasional common nesting birds within this vegetation. Mitigation may be required.

### 4.5. Legislation

#### Bats

Bat species and their breeding or resting places (roosts) are protected under the Wildlife and Countryside Act 1981 (as amended) and The Conservation of Habitats and Species Regulations 2017. They are identified as European Protected Species. Under these laws it is an offence to:

- capture, kill, disturb or injure bats (on purpose or by not taking enough care);
- damage or destroy a breeding or resting place (even accidentally);
- obstruct access to their resting or sheltering places (on purpose or by not taking enough care); or
- possess, sell, control or transport live or dead bats, or parts of them.

Seven species of bat are listed as being of principal importance, in the Secretary of State's opinion, for the purposes of conserving biodiversity. Under section 41 (England) of the

NERC Act (2006) there is a need for these species to be taken into consideration by a public body when performing any of its functions with a view to conserving biodiversity.

These are Barbastelle, Bechstein's, Noctule, Soprano Pipistrelle, Brown Long-eared, Greater Horseshoe and Lesser Horseshoe and are the subject of National and Local Biodiversity Action Plans.

Activities that can affect bats include (from GOV.UK):

- renovating, converting or demolishing a building
- cutting down or removing branches from a mature tree
- repairing or replacing a roof
- repointing brickwork
- insulating or converting a loft
- installing lighting in a roost, or outside if it lights up the entrance to the roost
- removing commuting habitats such as hedgerows, watercourses or woodland
- changing or removing their foraging areas
- using insecticide
- treating timber

### Barn Owl

The barn owl is listed in Schedule 1 of the Wildlife and Countryside Act, 1981 (as amended). Under the Act barn owl, their nests, eggs and young are fully protected at all times of the year and throughout the UK.

It is also an offence to intentionally or recklessly disturb barn owl at an active nest site with eggs or young or before eggs are laid, or to disturb the dependent young.

### Breeding birds

All wild birds are protected under the Wildlife and Countryside Act 1981 (as amended) from being killed, injured or captured whilst their nests and eggs are protected from being damaged, destroyed or taken. Birds which are listed under Schedule 1 of the Act are given additional protection against disturbance.

Fifty-nine species of bird are listed as species "of principal importance for the purpose of conserving biodiversity".

## 5. Recommendations and mitigation

### 5.1. Roosting bats

Works can proceed with negligible risk to bats and does not require a method statement for bats or a European Protected Species licence.

It should be noted that in any building, individual bats could occasionally roost or move in at any time, and we recommend the following approach:

- Prior to the start of works, all site staff will be briefed that bats can move into a building at any time and may be encountered during works.
- If bats are found unexpectedly during works, work should stop immediately and Natural England (0300 060 3900) or Western Ecology (0800 622 6828) be informed.
- Any bats found that are exposed and vulnerable should be protected from the elements and predators (particularly cats). You may need to contain the bat in a shoe box or similar sized container (with holes punched in the lid). You should not handle bats with bare hands.

### 5.2. Barn owl

No evidence of barn owl was found. No mitigation is required in relation to barn owl.

### 5.3. Breeding birds

Swallows have nested in association with the single pitched roof attached to the west end in the past. Parts of the barn are vegetated, with potential for occasional common nesting birds within this vegetation. Mitigation may be required.

Works should be completed during the period September to February inclusive, outside the accepted bird nesting season. If this is not practicable, buildings should be thoroughly inspected by a suitably qualified person prior to development and if nesting birds are found, all activities likely to impact a nest area should be delayed until chicks have fledged.

Nesting opportunities for swallows can easily be created to mitigate for loss of nesting habitat. This is likely to be best achieved by creating suitable nesting opportunities within the converted structure (if possible) or associated with nearby buildings. Cornwall Council has produced a public information guide that details methods for accommodating swallows in structures and this is included as Appendix 1 to this report.

## 6. Biodiversity enhancement

In line with the Environment Act 2021, the majority of Local Planning Authorities (LPA) are now requiring suitable enhancements for wildlife within minor developments, with the aim of securing net gain. Although applying a measurable net gain does not apply to permitted development, change of use, or alterations to buildings and housing extensions, the LPA will likely seek proportionate enhancements for wildlife from these developments. Depending upon the LPA's requirements, this might include bat box/brick/tubes, bird box/bricks and bee bricks. If structurally inappropriate to the design, the use of alternative, but equivalent, wildlife features is possible.

Creating new habitats, enhancing existing habitats or providing new wildlife features, can all contribute towards biodiversity enhancement, and helping to rebuild habitat networks in the wider area improves ecological resilience and adaptation to climate change.

Enhancements are additional to any measures necessary to deal with potential impacts on site, as they are an opportunity to provide new benefits for biodiversity as a consequence of the proposals being implemented.

For this development, we recommend (per residential unit):

- One bat box/brick/tube;
- One bird box/brick;
- One bee brick.

### 6.1. Bats

Bat box/brick/tubes could be fitted on a south or west facing aspect. Where practicable, on developments where only roof works are being carried out, enhancement could be a Schwegler 1FF bat box, a Beaumaris Woodstone Bat box (Figure 1), or similar. These boxes are designed to be installed on the external walls of buildings.




Figure 1. Schwegler 1FF bat box (left) and Beaumaris bat Box (right)

For new extensions or rebuilds, enhancement could comprise a Green & Blue Bat Block bat brick or similar (Figure 2). These boxes are designed to be recessed into the external walls of buildings and can be rendered over.



Figure 2. Green & Blue Bat Block bat brick

Where fitting enhancement to the building is not practicable, new roosting opportunities could be created for bats using a 2F Schwegler Bat Box (Figure 3). Bat Boxes should be secured to trees or untreated wooden posts (the base of the posts may be treated) at least 3 metres above the ground,



Figure 3. 2F Schwegler bat box.

## 6.2. Bird Boxes

New nesting opportunities could be provided for birds on the Site, through the provision of bird nesting boxes: this could include a Sparrow Terrace (Figure 4) fitted to the northern or eastern aspect of any new build. This terrace has been designed to help redress the balance of falling House Sparrow numbers. The current UK population of 6 million pairs is half what it was in 1980 and this is thought to be due to habitat destruction and lack of suitable nesting spaces. Sparrows are social birds and like to nest in company.

This House Sparrow Nest Box is manufactured from WoodStone - a mix of concrete and FSC wood fibres. This material is strong and highly insulating which helps to provide a thermally stable environment within the box. It also protects against damage from predators such as cats, woodpeckers and squirrels. It has two breeding chambers making it particularly suitable for house sparrows as they prefer to nest in colonies.

The House Sparrow Nest Box can be integrated into the masonry of a new build or fixed onto an external wall of a conversion using strong screws and wall plugs (not included). If possible, it should be positioned near to vegetation and at a minimum of 2m above ground (taken from NHBS website).



Figure 4. Sparrow Terrace

## 6.3. Invertebrates

Where practicable, an invertebrate brick (Figure 5) could be fitted 1 to 2 metres above ground level on the southern side of a build. These attract solitary bees, wasps and other invertebrates.



Figure 5. A bee brick

## 7. References

Collins, J. (ed.) (2016) *Bat Surveys for Professional Ecologists: Good Practice Guidelines* (3<sup>rd</sup> edition). The Bat Survey Trust, London. ISBN-13 978-1-872745-96-1

Environmental Act 2021: <https://www.legislation.gov.uk/ukpga/2021/30/contents/enacted>

## 8. Appendix 1

Accommodating Swallows, Swifts and House Martins. Guidance notes for developers, builders, surveyors, architects and householders



# Accommodating swallows, swifts and house martins



Guidance notes for  
developers, builders, surveyors,  
architects & house holders

Produced by: Cornwall Council

Endorsed by: RSPB, Cornwall Wildlife Trust, Natural England,  
The British Trust For Ornithology and Swift Conservation.



Swifts, swallows and house martins are amongst the most endearing of British breeding birds. They are not resident, escaping to warmer climes to over-winter, but substantial numbers arrive in Britain in the spring to breed.

All three species have declined in numbers over the last 20 years.

There are numerous factors attributing to this decline:

- Recent climatic changes may have affected their over-wintering sites, caused their migratory routes to become more difficult and created wet and cold summers.
- Changes in farming practices abroad and in the UK reduce their insect food source.
- The reduction of suitable nesting sites due to loss of old farm buildings, new buildings lacking appropriate nesting sites and peoples negative attitude to birds nesting in or on their property.

Cornwall Council encourages those who are planning to undertake building works, including barn conversions, renovations, new development and property maintenance, to safeguard existing nesting sites and provide new opportunities for these birds to nest in or on the buildings.

This leaflet has been prepared in association with a variety of bodies who have a direct concern about the plight of swifts, swallows and house martins and who will be able to provide additional information.

Royal Society for the Protection of Birds (01392) 432691  
[www.rspb.org.uk/helpswifts](http://www.rspb.org.uk/helpswifts)

British Trust for Ornithology (01842) 750050  
[www.bto.org](http://www.bto.org)

Natural England. Truro Office 0300 0602 544  
[www.naturalengland.org.uk](http://www.naturalengland.org.uk)

Cornwall Wildlife Trust (01872) 273939  
[www.cornwallwildlifetrust.org.uk](http://www.cornwallwildlifetrust.org.uk)

Swift Conservation  
[www.swift-conservation.org.uk](http://www.swift-conservation.org.uk)

Cornwall Council 0300 1234 202  
[www.cornwall.gov.uk](http://www.cornwall.gov.uk)

## Swallows - *Hirundo rustica*



Swallows breed all around the northern hemisphere: in North America, Europe and Asia. They sometimes use natural nest sites, such as caves and cliffs, but more often use man-made structures allowing them to become more widespread.

Swallows return to ancestral nesting sites in April and May, males arriving before the females, claiming and defending the nest sites. They are monogamous, and may return for up to three years.

Swallows normally raise two or maybe even three broods depending on the weather. The young of the first will help to raise the succeeding broods.

Swallows leave in September and October, sometimes travelling in flocks, over-wintering in South Africa, feeding on the way. This makes them vulnerable to food shortages on their migration routes.

Nests are normally built inside a building, on a beam or ledge and they are often not much higher than head height. The nest, built by both birds, is a deep bowl of mud with grass and other fibrous material incorporated to strengthen it and lined with feathers. They require cover above the nest, keeping it dry and relatively secure. They prefer farm buildings, particularly close to stock as this ensures a plentiful supply of insects close to the nest. They have been recorded using a wide range of different sites including mine shafts, under bridges and even within construction sites. Single nests are common but swallows often breed in small colonies of four or five pairs.

Swallows numbers are in decline.

There are a number of contributory factors but it is recognised that changing farming practices and loss of suitable nest sites is a serious one. This can be addressed through thoughtful action by architects, developers, builders and property owners.



## Swallows - *Hirundo rustica*

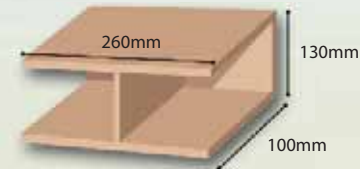
Conversion of farm buildings can remove existing traditional and potentially new nesting sites for swallows. There are a number of actions you as an architect, developer, builder or property owner can take to retain or provide nesting sites and thus help sustain swallow populations.

Firstly, if you have to carry out work to a building, ensure that swallows are not nesting. Their presence in a building is relatively easy to detect. Frequent visits by swallows or, if you get too close, mobbing by them are sure indicators. If swallows are present, delay work until the young have flown. This usually happens by mid August, but in good summers, young can still be in the nest in early September.

You can provide additional nesting sites or make access into garages and outbuildings for the birds to make their own nests by:

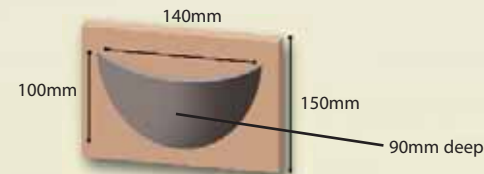
- Making a small opening, H:50mm x W:70mm, under the eaves or leave a window or door permanently open from April - September.
- Fixing a nest platform where you would like them to nest, preferably high up, out of reach of cats.

Fig.1



- Making a mock nest platform from four flat pieces of wood (Fig.1), or by fixing a sawdust and cement or papier-mache cup or even 1/4 of a coconut to a wooden backing plate (Fig.2).

Fig.2



Droppings may cause a nuisance... Fix a black plastic bag or a board beneath the nest to catch droppings, this can be disposed of later.

Swallows need mud to construct their nests. This can be in short supply, particularly during a dry spring. Providing a muddy area close to the nest site will further encourage swallows to nest nearby. Simply choose an area of soil safe for swallows - watering it in the morning and roughing it up a bit will suffice.



Swifts are the black, sickle-winged birds that characteristically wheel at speed high in the summer sky, often making their high pitched single note calls, hence the old country name of Devil Screechers. They are supremely adapted to flying and flying at speed. They feed, sleep and even mate while in the air.

They are not related to swallows or house martins but many of their habits and reliance on man-made

structures are similar.

As their natural tree, cave and cliff nest sites are rare in Britain, they depend almost exclusively on man-made sites such as houses, typically high up under the eaves, in ventilators and other available cavities. Most nest sites are at least five metres above ground and all have a drop to allow the birds to pick up speed as they leave the nest.

Over-wintering in Africa, the birds arrive in early May and depart in early August. Swifts usually nest in colonies, determined by the availability of nest sites. Very little material is used for the nest which is glued together with saliva. They lay two or three eggs, and these are incubated for up to 20 days and the young usually fledge at about six weeks old. They are fed food balls containing some 300 insects every hour or so. This makes swifts highly effective in controlling insect populations. Individual swifts may return for up to six years. They tend to breed successfully after four years, giving a possible two years for successful rearing of replacements.

Swifts pair for life and are likely to return to the same nest sites year after year. Nestlings will also return to the vicinity where they were reared. Thus, where there are swifts nesting, it is likely to be a local population with links to that locality going back many years.

Swifts will use old and new buildings.



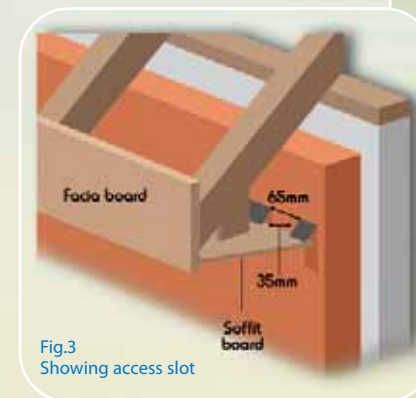
Modern building methods, changes in building regulations and better maintenance of properties all contribute to excluding swifts from their usual nesting places in roofs. The following information will help to ensure swifts can find and use suitable nesting sites and thereby maintain their populations. Swifts usually use the area of roof just inside the eaves, not attached to the outside as with house martins.

The most important guiding principle if swifts do use your property is:

- Generally avoid undertaking any work to soffits, gutters, eaves and roof between May and mid-August.

More specific advice includes:

- Before starting any work on your property, identify if it is a site where swifts breed. Ask previous owners or make visual checks for old nests. Remember that swifts usually nest out of sight.
- If roof timber treatment is required, specify water-based insecticides such as Permethrin, not spirit-based ones.
- Loft insulation should not extend to the far corner of the roof. Leaving a small gap by the soffit or fascia board allows access for swifts and aids ventilation.
- Adequate loft ventilation is a Building Regulation requirement. Swift access and ventilation slots should be 35mm X 65mm. This prevents access by most other birds (see fig.3).



- Swift nest boxes can be made and have proved successful. They should be sited as high as possible under the eaves. Swifts need a drop in order to gain flying speed, bungalows/single storey buildings are therefore not suitable for swift boxes. The shape of the box is not important, but the best have had an access tunnel with a slightly wider chamber at the end. Entrance hole to be 30mm, box to be 600mm deep, 130mm wide and 100mm high - but more restricted sites are often used. 'Swift Conservation' have many nest boxes which can easily be built in or attached to buildings.

## House Martins - *Delichon urbica*



House martins are summer visitors to the British Isles, spending the winter in tropical Africa. Traditionally, house martins used overhanging cliffs and rock ledges on which to build nests, but house eaves mimic this habitat adequately and are more widespread.

House martins tend to breed in colonies and whilst they are not so loyal to particular nest sites as are swallows, nevertheless many do return year after year.

Their nesting period is slightly longer than either swifts or swallows and the third brood can still be in the nest in mid September. This is important when considering when to undertake work which may cause disturbance to the birds. Remember it is illegal to remove a nest while being built or in use.

**House martins are declining in numbers for a variety of reasons. The loss of suitable nest sites and the wilful removal of nests on buildings, are contributory factors.**

The following information provides some hints on how to live with house martins and how to encourage them to nest on buildings, thus helping to sustain their populations.

House martins need three things to help them breed successfully - a suitable nesting site, the correct building materials (mud, grass and various fibrous materials) and plenty of food.

While you may not be able to provide a food source for house martins, unless you can influence the management of nearby habitats, you will be able to help conserve and provide nesting sites on buildings.

Eaves, or flat bottomed overhangs are essential. Retain any eaves in any conversion or provide ledges about 120mm wide, preferably on north or east facing walls.

Artificial house martin nests can be made easily or purchased from the RSPB amongst others. Such nests should be placed in groups and usually serve to attract birds which then build their own nests.



## House Martins - *Delichon urbica*



Whilst house martins may not use these nests their presence can encourage them to build their own. It is a good idea to provide a safe and accessible muddy patch near to existing or potential nest sites, approximately 1m square, ideally with proportions of soil, clay, lime and even cow dung. This provides ideal building material and in

dry springs will be essential for the birds.

Phone 01743 709545 for supplies of ready made mud.

You can make your own house martin nest by using Polyfilla or similar material, smoothed to a thickness of 8mm over a quarter segment of a plastic ball about 180mm in diameter. Leave a flange around the edge to assist fixing the nest to a wall or backboard. The entrance hole should be no deeper than 25mm and no wider than 65mm.

Artificial nests can be taken down during the late autumn to store over winter and to allow for property maintenance.

House martin droppings are seen as a nuisance by some and many try to get rid of nests on their properties. By placing a ledge, wider than the nests, e.g.. a suspended plank, about 2m below them, droppings can be prevented from marking windows, doors etc. Make the ledges easily detachable for subsequent cleaning.



### THE LAW

Under the Wildlife and Countryside Act 1981 ALL birds, their nests and eggs are protected by law and it is therefore an offence to intentionally:

- Kill, injure or take any wild bird.
- Take, damage or destroy the nest of any wild bird while it is in use or being built.
- Take or destroy the egg of any wild bird.

### Nestbox Information

BTO Guide No. 23, Nestboxes - Chris du Fey.

RSPB free leaflets:

'Nestboxes for small garden birds' and 'Nestboxes for larger birds'.

All available by contacting the relevant organisation.

(See introduction page)