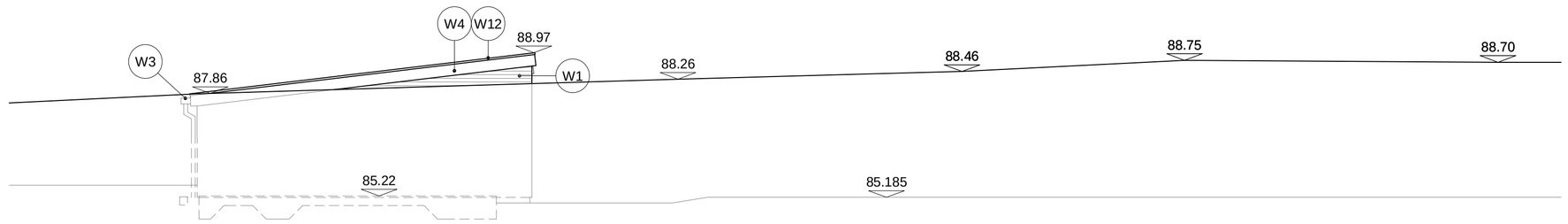

4/12 END ELEVATION 4
SCALE 1:20

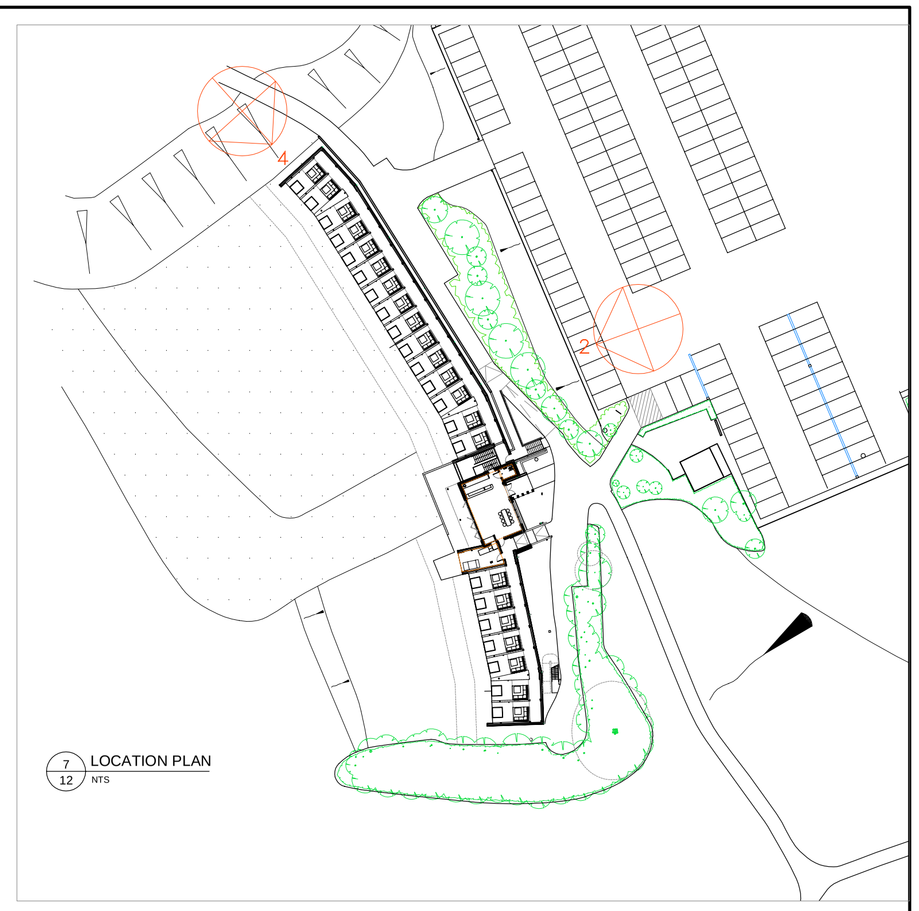

7/12 LOCATION PLAN
NTS

NOTE: HEIGHT OF TREES SHOWN
ACCURATELY USING SURVEY DATA

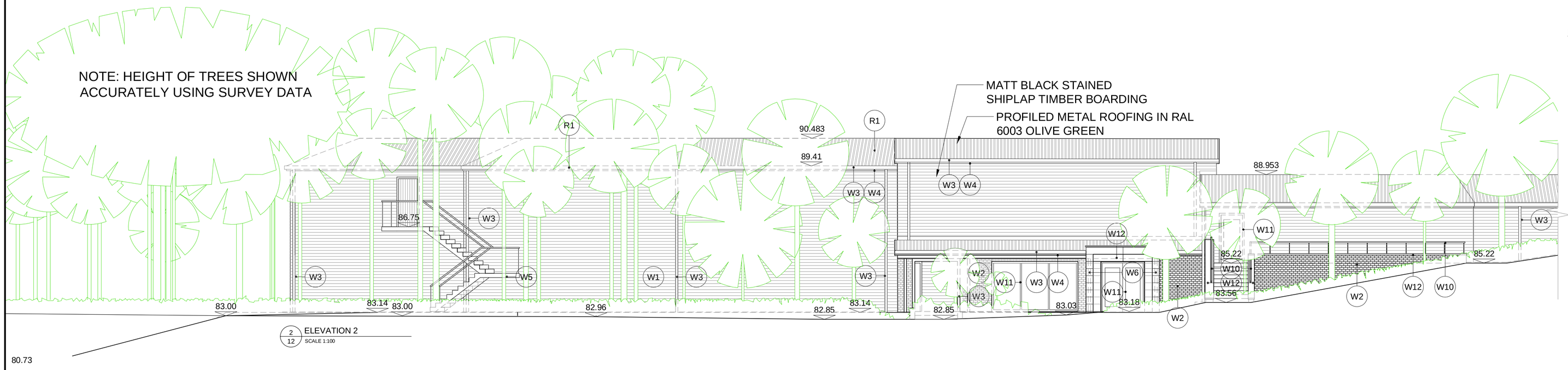

2/12 ELEVATION 2
SCALE 1:100

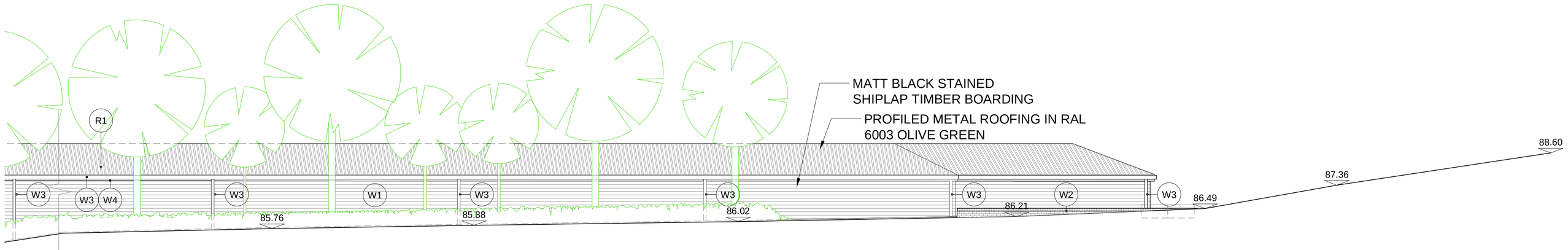

2A/12 ELEVATION 2 (CONTINUED)
SCALE 1:100

0 5M 10M 15M 20M 30M 40M 50M

MATERIALS KEY

W1	MATT BLACK STAINED SHIPLAP TIMBER BOARDING
W2	RED/ORANGE BRICKWORK (AS EXISTING GOLF CLUB)
W3	ALUMINIUM RAINWATER GOODS MATT BLACK
W4	DECORATED PLY EAVES AND SOFFIT BOARDING RAL 7022 UMBRA GREY
W5	POLYESTER POWDER COATED STEELWORK RAL 7022 UMBRA GREY
W6	OAK TIMBER PLANK CLADDING
W7	ROCK FILLED STAINLESS STEEL GABIONS
W8	VISUAL QUALITY MID GREY BLOCKWORK
W9	SATINWOOD DECORATED T&G BOARDING AND CAPPINGS RAL 7030 STONE GREY
W10	GALVANISED STEEL GUARDING (WITH MESH INFILL)
W11	POLYESTER POWDER COATED ALUMINIUM WINDOWS & DOORS RAL 6003 OLIVE GREEN
W12	ALUMINIUM FLASHINGS RAL 7022 UMBRA GREY
R1	PROFILED METAL ROOF CLADDING RAL 6003 OLIVE GREEN
C1	DECORATED TIMBER RAFTERS AND T&G BOARDED SOFFIT RAL 7030 STONE
F1	EXTERNAL QUALITY CARPET
F2	VISUAL QUALITY CONCRETE FLOOR AND UPSTANDS
F3	TEE CARPET

COPYRIGHT ©: THIS DRAWING IS THE PROPERTY OF SPARCSTUDIO LTD AND MAY NOT BE REPRODUCED WITHOUT WRITTEN CONSENT.
DIMENSIONS: FIGURED DIMENSIONS ONLY TO BE TAKEN, NO DIMENSIONS TO BE SCALED FROM THIS DRAWING - ALL DIMENSIONS TO BE CHECKED ON SITE PRIOR TO CONSTRUCTION - SPARCSTUDIO TO BE INFORMED IMMEDIATELY OF ANY DISCREPANCIES PRIOR TO WORK PROCEEDING.
RODS: THIS DRAWING IS PROVIDED ON THE UNDERSTANDING THAT THE CONTRACTOR/SUB CONTRACTOR WILL PRODUCE 'ROD/SHOP DRAWINGS' IN A TIMELY MANNER, PRIOR TO MANUFACTURE AND FOR APPROVAL, WHICH ARE BASED ON SITE DIMENSIONS FOR CONSTRUCTION PURPOSES.
CONTRACTORS RESPONSIBILITIES: IT IS THE CONTRACTOR & SUB CONTRACTOR'S RESPONSIBILITY TO CHECK THE ACCURACY AND BUILDABILITY OF THE DESIGN AND THE SUITABILITY AND AVAILABILITY OF ALL MATERIALS IDENTIFIED ON THIS DRAWING IN A TIMELY MANNER, IN ORDER THAT RESPONSES AND ASSISTANCE CAN BE REASONABLY GIVEN PRIOR TO CONSTRUCTION.
SPARCSTUDIO LTD ACCEPT NO RESPONSIBILITY FOR ANY DELAYS TO PROGRAMME, ADDITIONAL COSTS ETC WHICH MAY BE INCURRED AS A RESULT OF UNTIMELY RESPONSES.

ASSOCIATED INFORMATION: THIS DRAWING IS TO BE READ IN CONJUNCTION WITH ALL RELEVANT AND ASSOCIATED DRAWINGS AND SPECIFICATIONS PRODUCED BY SPARCSTUDIO AND THE PROJECT CONSULTANT DESIGN TEAM.
CODES: 'F / SK / W / C / J' INDICATE FINISHES CODES - REFER TO RELEVANT FINISHES SCHEDULES FOR DETAILS.
'T' REFERENCES INDICATE THRESHOLD CONDITIONS - REFER TO THRESHOLD DRAWING FOR DETAILS.
'SW' REFERENCES INDICATE SANITARYWARE ITEMS - REFER TO RELEVANT SANITARYWARE SCHEDULE FOR DETAILS.
'FF' REFERENCES INDICATE 'FIXTURE & FITTINGS' - REFER TO RELEVANT FIXTURE & FITTINGS SCHEDULE'.
SERVICES ACCESS: ACCESS TO SERVICES LOCATED IN CEILING VOIDS TO BE LIMITED WHEREVER POSSIBLE TO CORRIDORS/CIRCULATION ROUTES AND BACK OF HOUSE AREAS.
ALL LOCATIONS OF ACCESS HATCHES/PANELS IN FRONT OF HOUSE AREAS TO BE SET-OUT & COORDINATED WITH REFLECTED CEILING & LIGHTING PLANS AND APPROVED PRIOR TO INSTALLATION.

DESCRIPTION: FOR DATE OF REVISION REFER TO ISSUE SHEET	REV
REV /	/

SPARCSTUDIO
DESIGN CONSULTANTS
20 WATER LANE
RICHMOND LONDON TW9 1TJ
TELEPHONE: +44(0)203 637 5997
EMAIL: studio@sparcstudio.co.uk

CLIENT NAME	CLUB COMPANY
PROJECT NAME	WARWICKSHIRE STRIKE SHACK DRIVING RANGE
DRAWING TITLE	PROPOSED ELEVATIONS (3 OF 3)

PROJECT NO.	DRAWING NO.	SCALE(S)	STATUS	DATE ORG.	DRAWN BY	CHECKED BY
3090	13	1:100 @ A1	PLANNING	17.12.21	TH	---