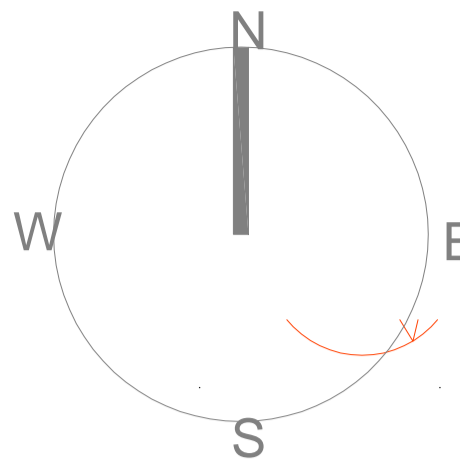


0 5M 10M 15M 20M 30M 40M 50M

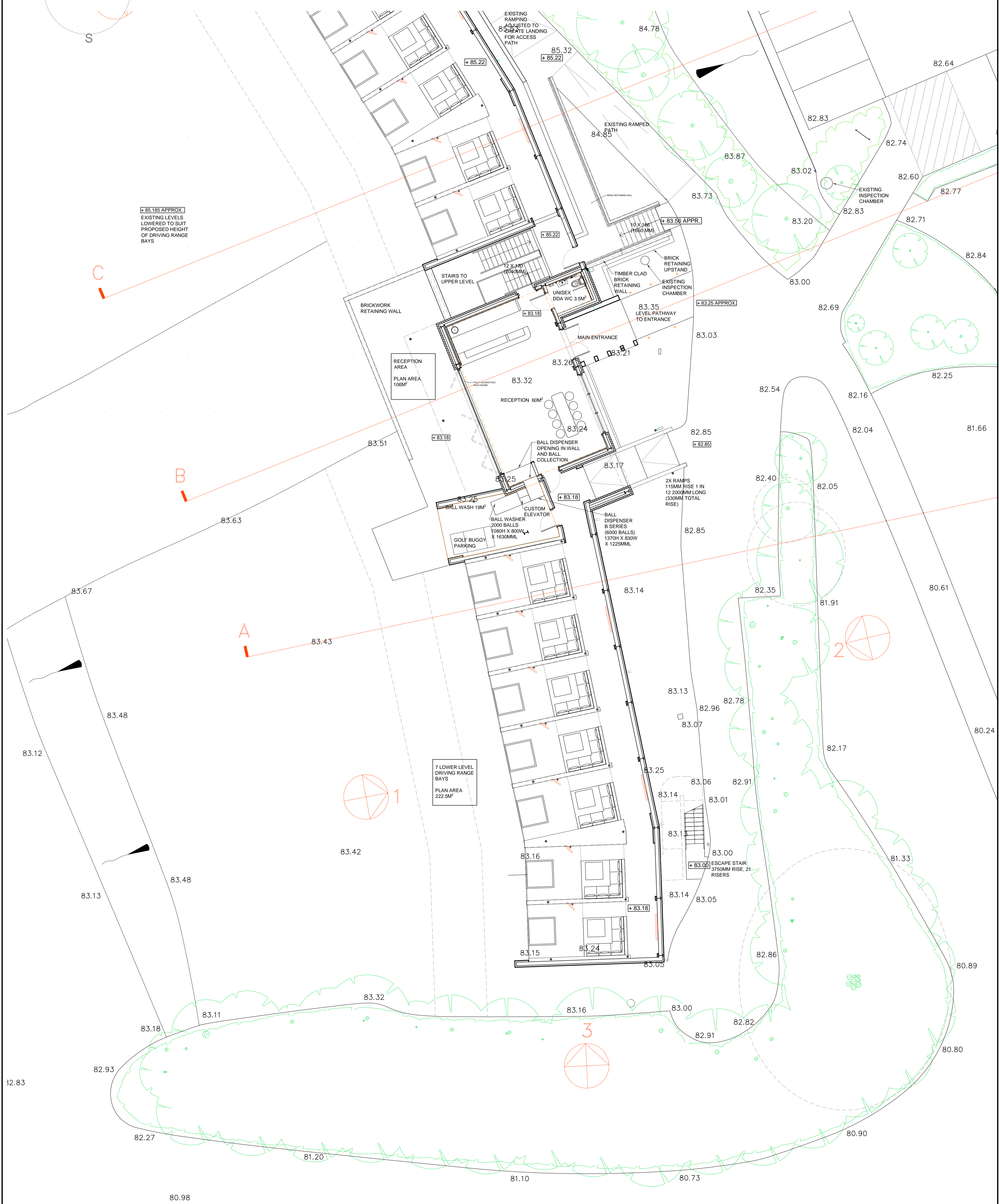
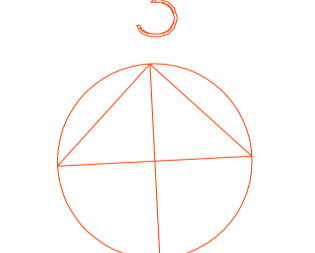
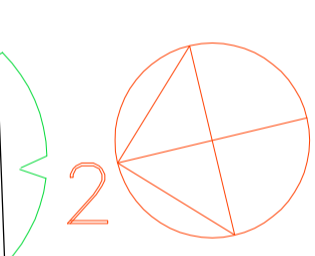
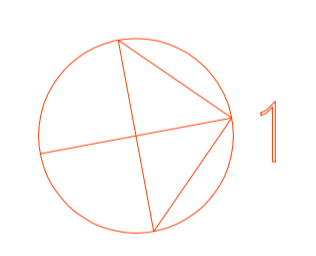


± 85.185 APPROX
EXISTING LEVELS
LOWERED TO SUIT
PROPOSED HEIGHT
OF DRIVING RANGE
BAYS

C

B

A



<p>COPYRIGHT: THIS DRAWING IS THE PROPERTY OF SPARCSTUDIO LTD AND MAY NOT BE REPRODUCED WITHOUT WRITTEN CONSENT.</p> <p>DIMENSIONS: FIGURED DIMENSIONS ONLY TO BE TAKEN. NO DIMENSIONS TO BE SCALED FROM THIS DRAWING - ALL DIMENSIONS TO BE CHECKED ON SITE PRIOR TO CONSTRUCTION - SPARCSTUDIO TO BE INFORMED IMMEDIATELY OF ANY DISCREPANCIES PRIOR TO WORK PROCEEDING.</p> <p>NOTE: THIS DRAWING IS PROVIDED ON THE UNDERSTANDING THAT THE CONTRACTOR/SUB CONTRACTOR WILL PRODUCE 'ROD/SKIP DRAWINGS' IN A TIMELY MANNER, PRIOR TO MANUFACTURE AND FOR APPROVAL, WHICH ARE BASED ON SITE DIMENSIONS FOR CONSTRUCTION PURPOSES.</p> <p>CONTRACTORS RESPONSIBILITIES: IT IS THE CONTRACTOR & SUB CONTRACTORS RESPONSIBILITY TO CHECK THE ACCURACY AND BUILDABILITY OF THE DESIGN AND THE SUITABILITY AND AVAILABILITY OF ALL MATERIALS IDENTIFIED ON THIS DRAWING IN A TIMELY MANNER, IN ORDER THAT RESPONSES AND ASSISTANCE CAN BE REASONABLY GIVEN PRIOR TO CONSTRUCTION.</p> <p>ADDITIONAL COSTS ETC WHICH MAY BE INCURRED AS A RESULT OF UNTIMELY RESPONSES.</p>		<p>ASSOCIATED INFORMATION: THIS DRAWING IS TO BE READ IN CONJUNCTION WITH ALL RELEVANT AND ASSOCIATED DRAWINGS AND SPECIFICATIONS PRODUCED BY SPARCSTUDIO AND THE PROJECT CONSULTANT DESIGN TEAM.</p> <p>CODES: F / SK / W / C / P INDICATE FINISHES CODES - REFER TO RELEVANT FINISHES SCHEDULES FOR DETAILS.</p> <p>T* REFERENCES INDICATE THRESHOLD CONDITIONS - REFER TO THRESHOLD DRAWING FOR DETAILS.</p> <p>SW* REFERENCES INDICATE SANITARYWARE ITEMS - REFER TO RELEVANT SANITARYWARE SCHEDULE FOR DETAILS.</p> <p>FP* REFERENCES INDICATE 'FITTINGS & FITTINGS' - REFER TO RELEVANT FITTINGS SCHEDULE.</p> <p>S* REFERENCES INDICATE SERVICES LOCATED IN CEILING VOIDS TO BE LIMITED WHEREVER POSSIBLE TO CORRIDORS/CIRCULATION ROUTES AND BACK OF HOUSE AREAS.</p> <p>ALL LOCATIONS OF ACCESS HATCHES/PANELS IN FRONT OF HOUSE AREAS TO BE SET OUT & COORDINATED WITH REFLECTED CEILING & LIGHTING PLANS AND APPROVED PRIOR TO INSTALLATION.</p>		<p>DESCRIPTION: FOR DATE OF REVISION REFER TO ISSUE SHEET</p> <p>REV /</p>		<p>SPARCSTUDIO DESIGN CONSULTANTS</p> <p>20 WATER LANE RICHMOND LONDON TW9 1TJ TELEPHONE: +44(0)203 637 5997 EMAIL: studio@sparcstudio.co.uk</p>	
<p>CLIENT NAME: CLUB COMPANY</p> <p>PROJECT NAME: WARWICKSHIRE STRIKE SHACK DRIVING RANGE</p> <p>DRAWING TITLE: PROPOSED GROUND FLOOR PLAN PART 1 OF 2</p>		<p>PROJECT NO: 3090</p> <p>DRAWING NO: 06</p> <p>SCALE(S): 1:100 @ A1</p> <p>STATUS: PLANNING</p>		<p>DATE ORG: 17.12.21</p> <p>DRAWN BY: TH</p> <p>CHECKED BY: ...</p>			