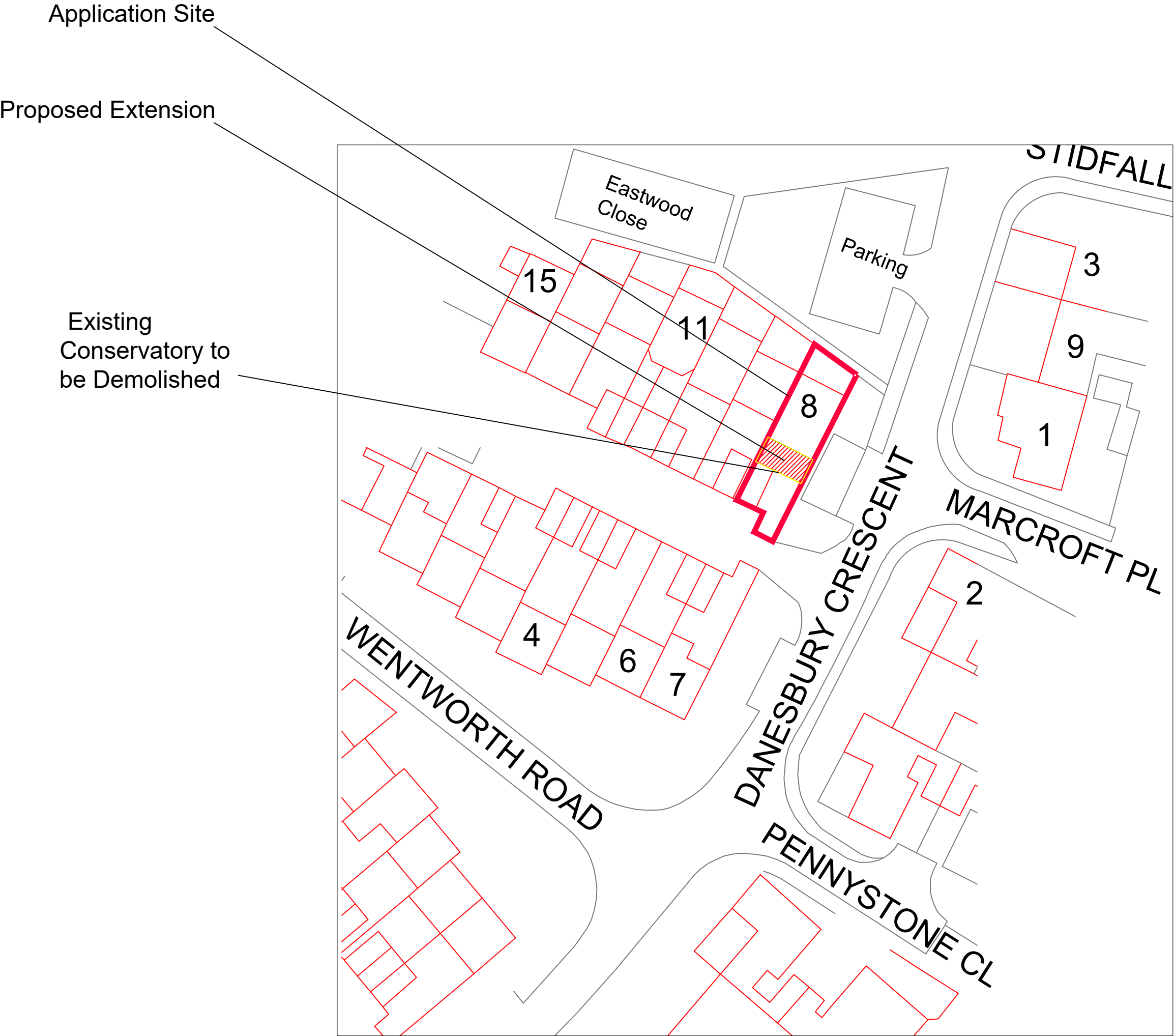
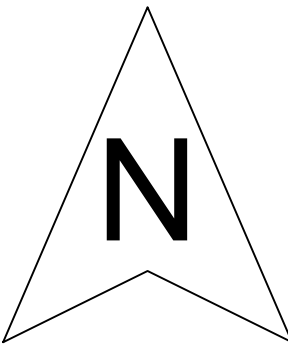


DRAWING CAN BE SCALED FOR BUILDING
REGS PURPOSES ONLY BUT IF IN ANY DOUBT
ABOUT A DIMENSION OR ANY OF THE DRAWN
INFORMATION PLEASE ASK .

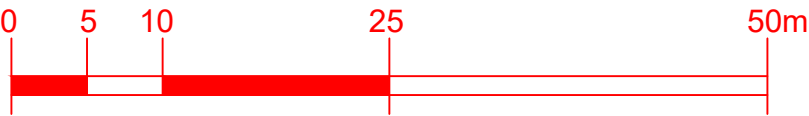


Block Plan
Scale 1:500 @ A1



Location Plan
Scale 1:1250 @ A1

Plannig Application



Scale 1:500 @ A1



Scale 1:1250 @ A1

revn	date	by	chkd
------	------	----	------

Job title

Single story rear extension at 8 Eastwood Close, Sydenham

drawing title

Block Plan & Location Plan

scale	drawn by	date	checked by
-------	----------	------	------------

1:50 @ A1	db	July 2022	
-----------	----	-----------	--

job no.	drawing no.	revision
---------	-------------	----------

db1000	AL (P) 00	
--------	-----------	--

-