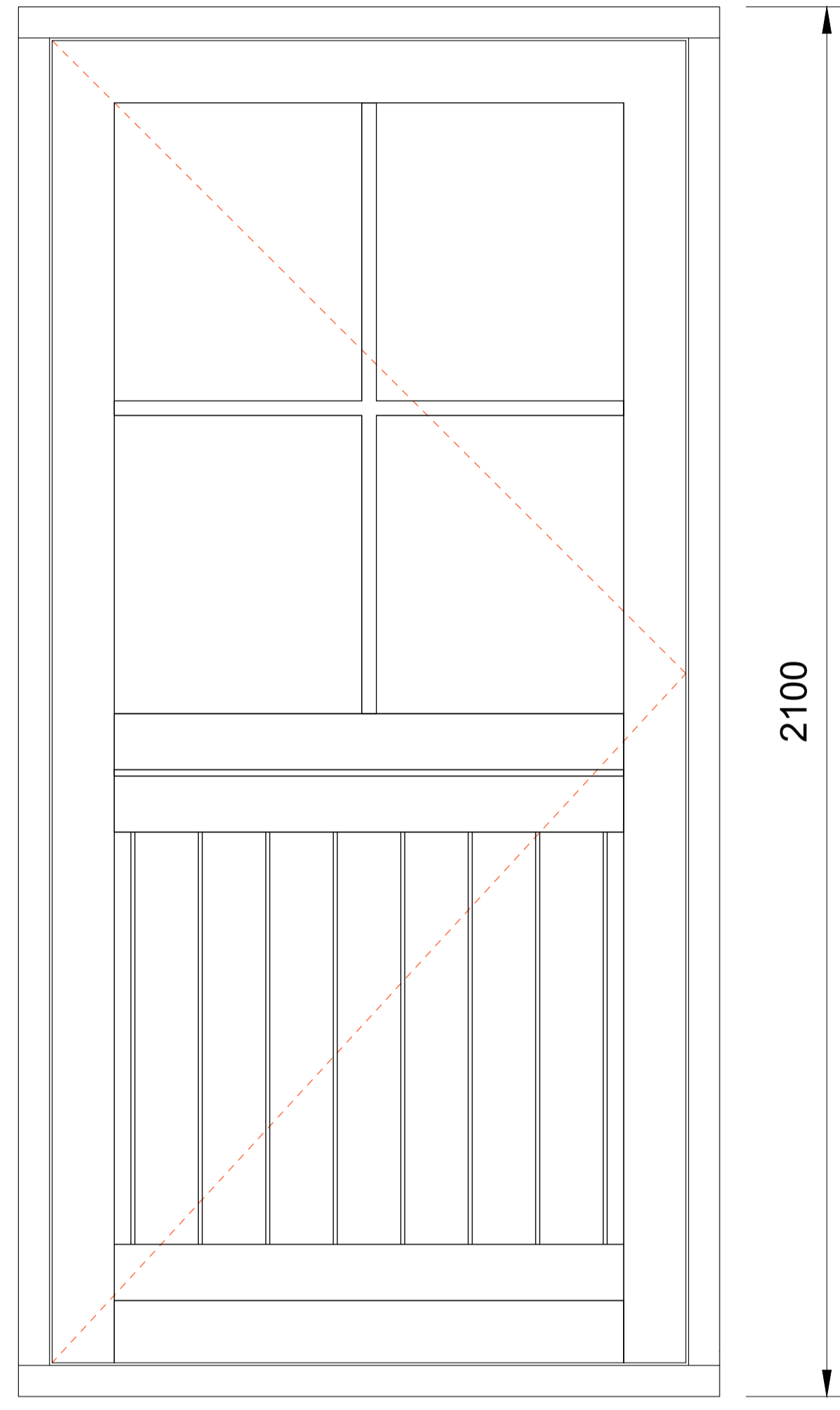
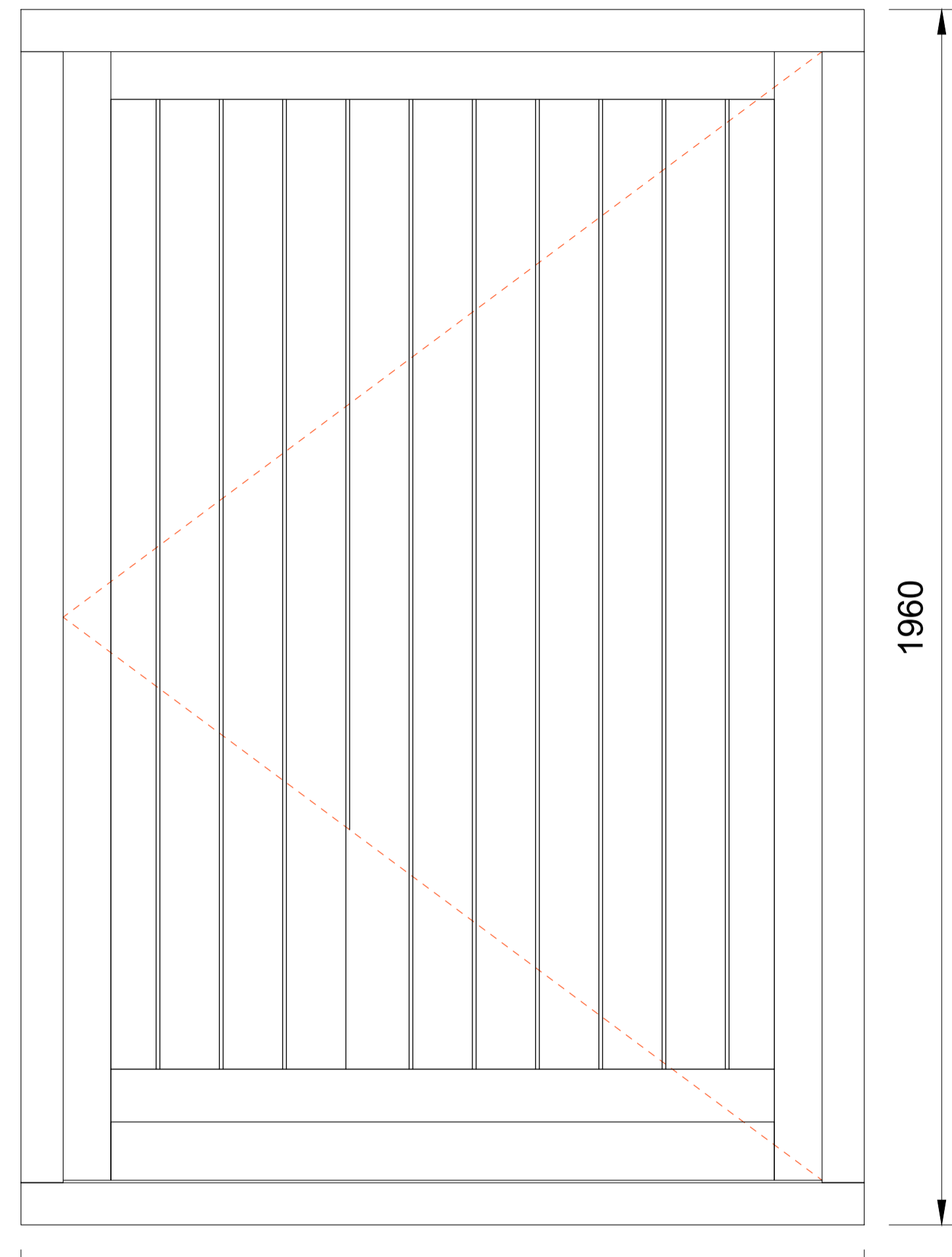



1135
ITEM 19 - ED5



1060
ITEM 20 - ED12



1360
ITEM 21 - ED14



1190
ITEM 22 - ED15

- NOTES:
- All elevations are represented externally unless otherwise stated.
 - Site dimensions to be verified prior to construction.
 - Report all discrepancies to M&W immediately.
 - Read in conjunction to all relevant documents and drawings.
 - All tolerances are to Mumford & Wood Standard Tolerance definitions (see supporting document for more detail) unless stated on the drawing.
 - Mumford & Wood Ltd all rights reserved ©.
 - All drawings are in millimetres. Do not scale. This drawing is the property of MUMFORD & WOOD LTD. It must not be used, copied or reproduced without permission. © Copyright Mumford & Wood 2022

Mumford & Wood Limited



Address: Mumford & Wood Limited, Tower Business Park, Knebworth, Herts, Essex CO5 6LX
 Contact Details: T: 01273 818155, W: www.mumfordwood.com, E: sales@mumfordwood.com

Client: SPORN CONSTRUCTION LTD. | Project: 20075964

HOME FARM - TYPICAL ELEVATIONS

ITEMS: 19-22

Date: 26/07/2022 | Scale: 1:4 & 1:10 | Sheet: SG

REVISIONS		
Rev	By	Date

Approved By	Production	Customer
Sign & Date		