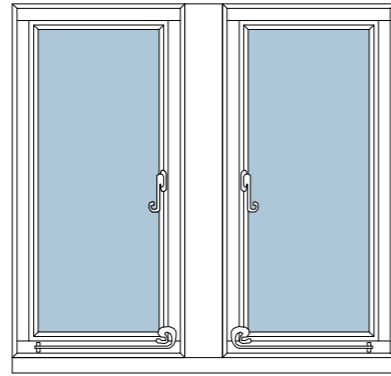
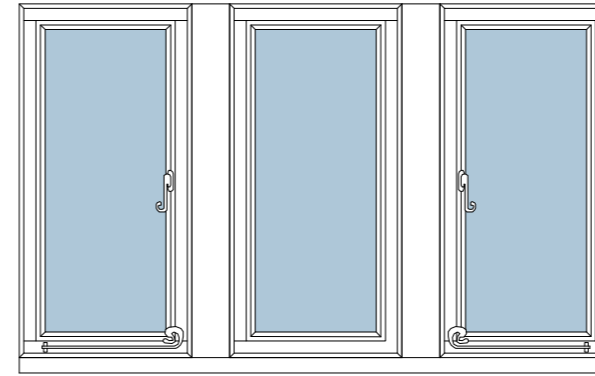


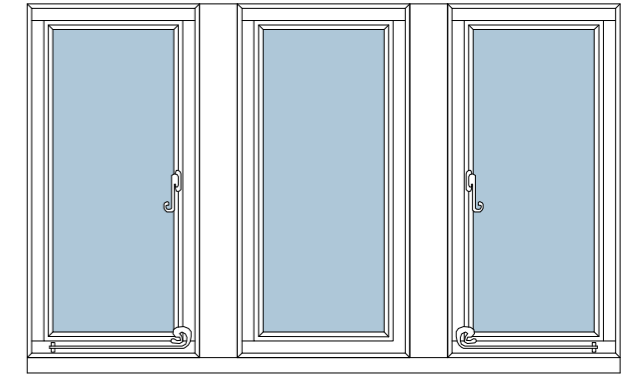
**WINDOW WS 1 (internal elevation)
AS EXISTING
SCALE 1:25**



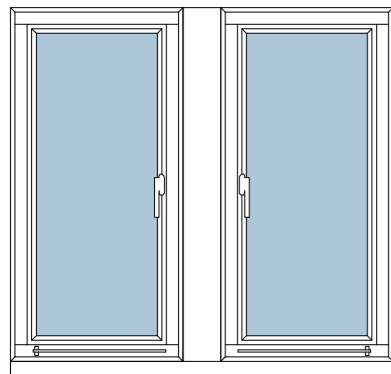
**WINDOW WS 1 (internal elevation)
AS PROPOSED
SCALE 1:25**



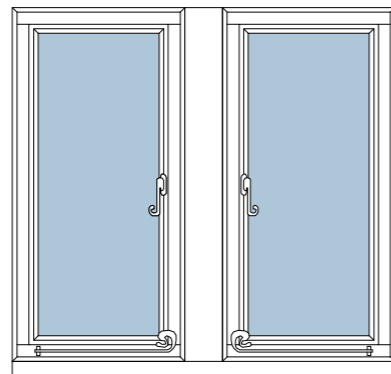
**WINDOWS WS 2 AND WS 4 (internal elevation)
AS EXISTING
SCALE 1:25**



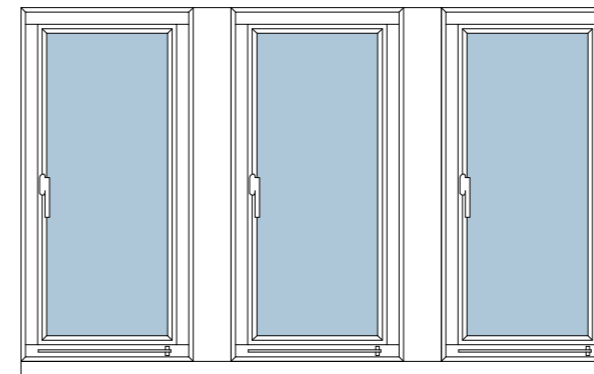
**WINDOWS WS 2 AND WS 4 (internal elevation)
AS PROPOSED
SCALE 1:25**



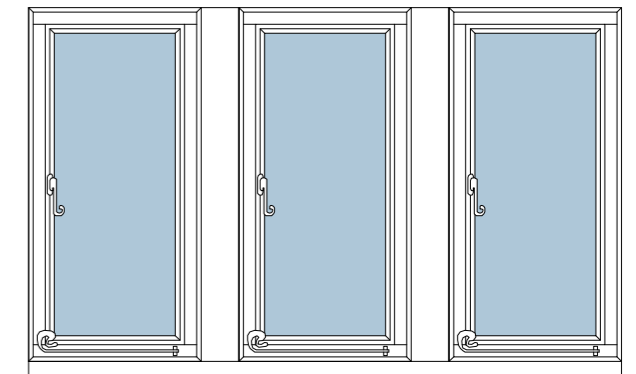
**WINDOW WF 13 (internal elevation)
AS EXISTING
SCALE 1:25**



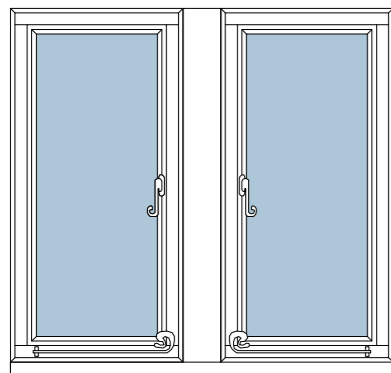
**WINDOW WF 13 (internal elevation)
AS PROPOSED
SCALE 1:25**



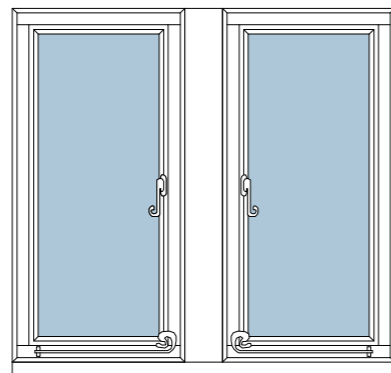
**WINDOW WS 14 (internal elevation)
AS EXISTING
SCALE 1:25**



**WINDOW WS 14 (internal elevation)
AS PROPOSED
SCALE 1:25**



**WINDOW WG 3 (internal elevation)
AS EXISTING
SCALE 1:25**



**WINDOW WG 3 (internal elevation)
AS PROPOSED
SCALE 1:25**

This drawing is copyright. Stated dimensions to be taken in preference to scaled dimensions. Any discrepancy must be reported to SWH Surveys Limited immediately and prior to the subject works proceeding.



Tel: 01768 867243 (Office)
Tel: 07824700909 (Surveyor)
E-mail: info@swhsurveys.co.uk

| | |
|--|----------------------------------|
| Client: Mr and Mrs Greening | |
| Project Title: Bellister Castle, Haltwhistle, Northumberland, NE49 0HZ | |
| Drawing Title: Window Overhaul | |
| Drawn By: C Wallace | Date Drawn: 26-07-2022 |
| Scale: 1:25 @ A3 | Page Size: A3 |
| Drawing Number: 007 | Revision: - |