

Gemma 68 20-06

Ground plan

Tikr.  
---

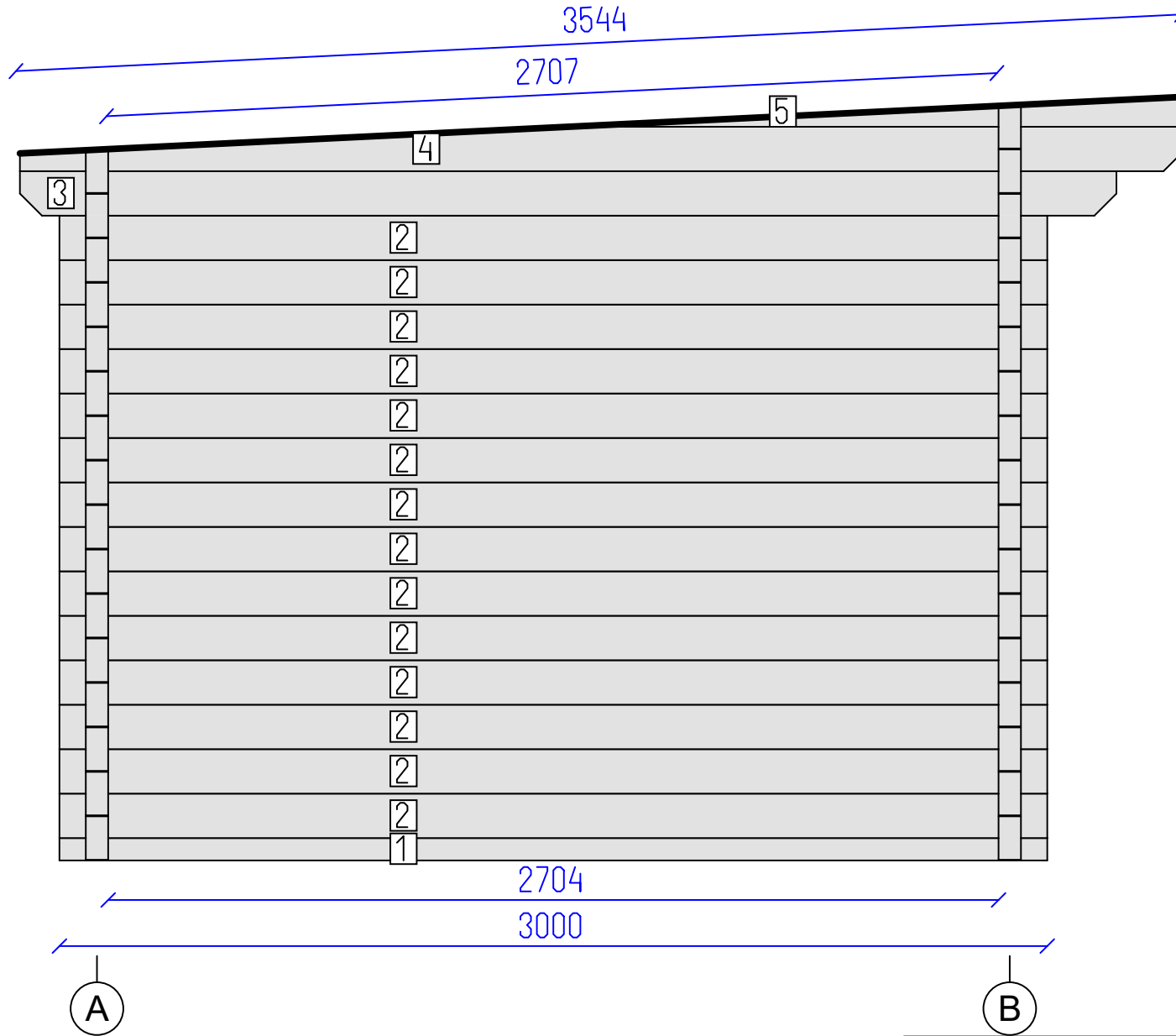
Dare  
AND

2  
SHEET

7  
OF



2369  
2160



DETAILS

N	QTY
1	1
2	14
3	1
4	1
5	1

LIST OF ELEMENTS

1. Wall 68x68x3000
  2. Wall 135x68x3000
  3. Wall 135x68x3330
  4. Wall 135x68x3540
  5. Wall 91x68x1873
- Total 6.97 m<sup>2</sup>



Gemma 68 20-06

Wall 1

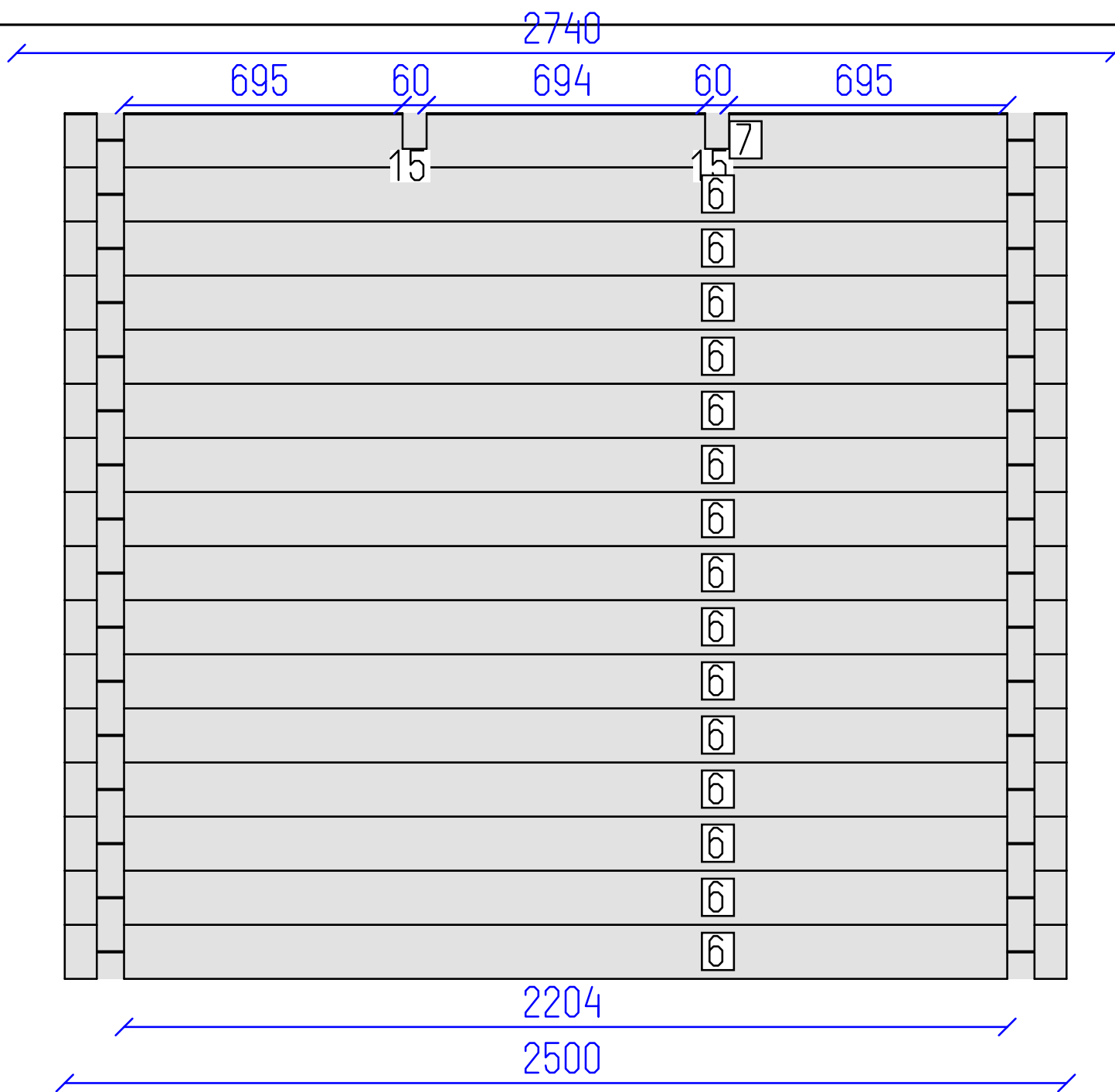
Tikr.  
---

Dare  
AND

3  
SHEET

7  
OF

2160



2

1

2204

2500

695

60

694

60

695

2740

15

15

7

6

6

6

6

6

6

6

6

6

6

6

6

6

6

6

6

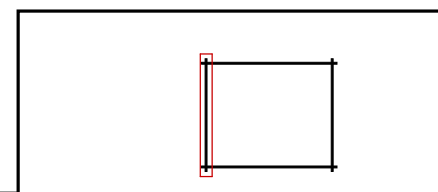
6

DETAILS

N	QTY
6	15
7	1
15	2

LIST OF ELEMENTS

6. Wall 135x68x2500  
 7. Wall 135x68x2500  
 15. Roof beam 140x70x3550  
 Total 6.39 m<sup>2</sup>




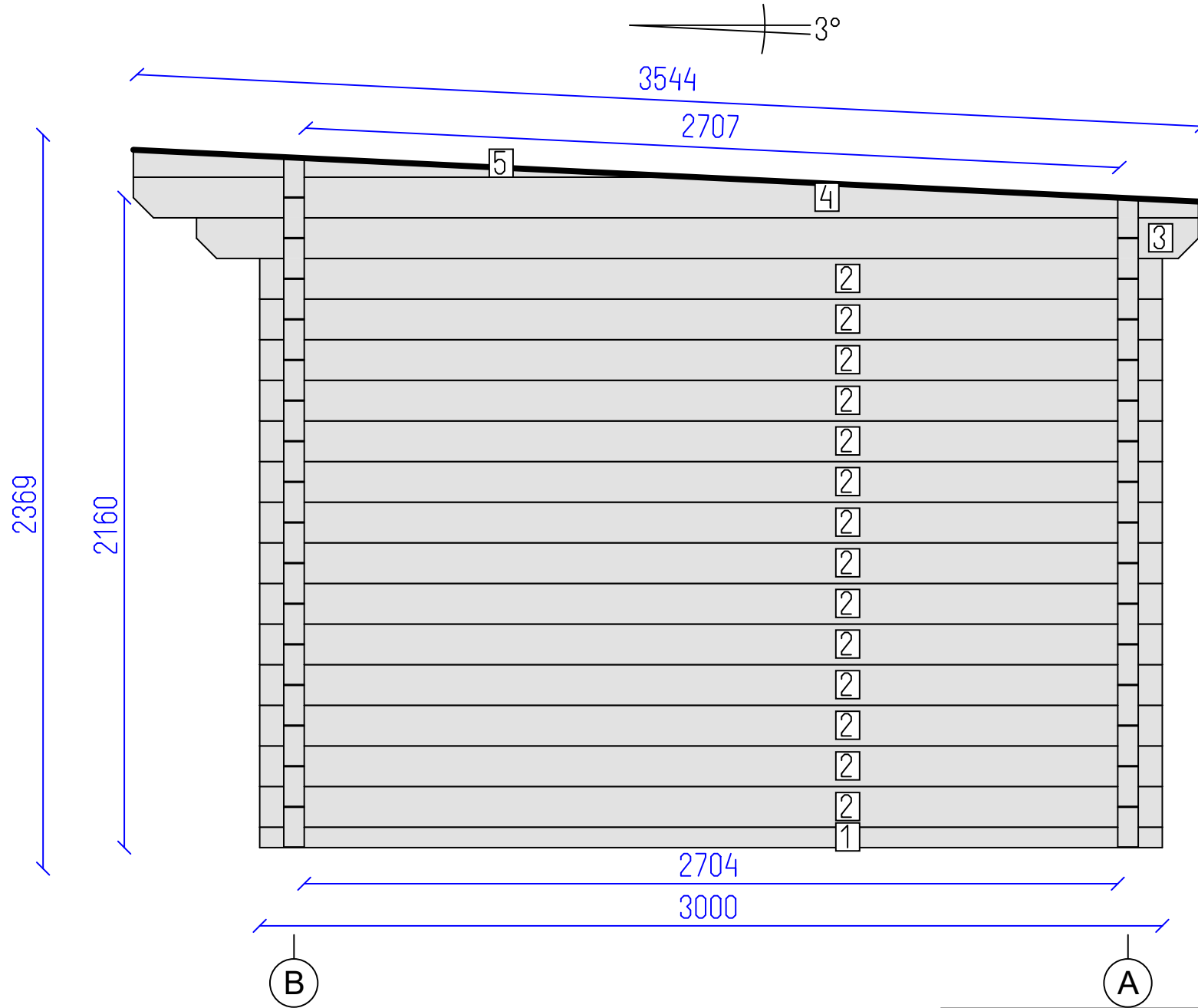
Gemma 68 20-06

DETAILS

N	QTY
1	1
2	14
3	1
4	1
5	1

LIST OF ELEMENTS

- 1. Wall 68x68x3000
  - 2. Wall 135x68x3000
  - 3. Wall 135x68x3330
  - 4. Wall 135x68x3540
  - 5. Wall 91x68x1873
- Total 6.97 m<sup>2</sup>



Gemma 68 20-06

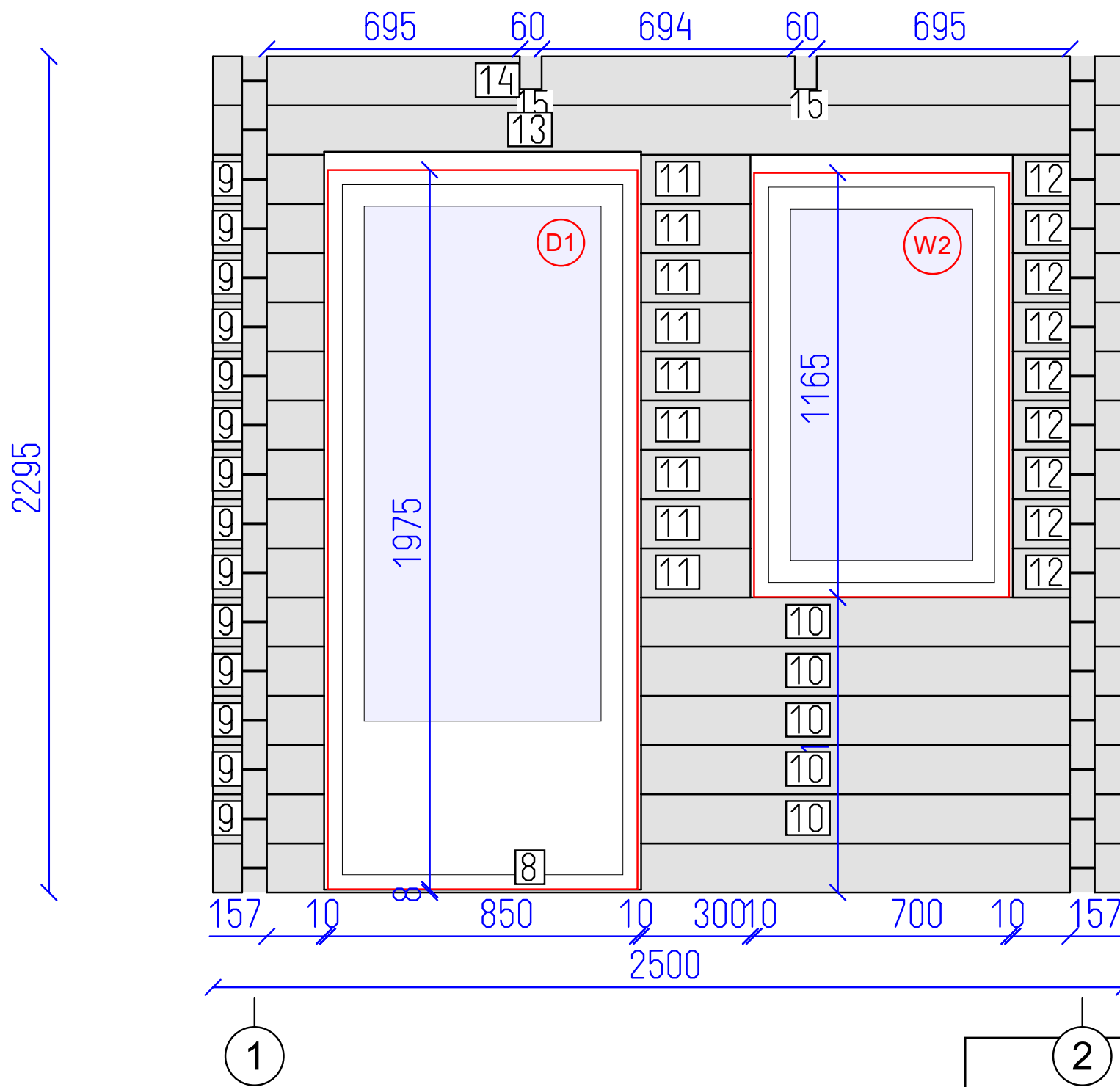
Wall 2

Tikr. ---

Dare AND

5 SHEET

7 OF

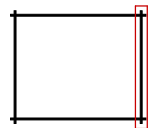


DETAILS

N	QTY
8	1
9	14
10	5
11	9
12	9
13	1
14	1
15	2

LIST OF ELEMENTS

- 8. Wall 135x68x2500
  - 9. Wall 135x68x305
  - 10. Wall 135x68x1325
  - 11. Wall 135x68x300
  - 12. Wall 135x68x305
  - 13. Wall 135x68x2500
  - 14. Wall 135x68x2500
  - 15. Roof beam 140x70x3550
- Total 4.21 m<sup>2</sup>



Gemma 68 20-06

Wall B

Tikr.  
---

Dare  
AND

6  
SHEET

7  
OF

