

Do not scale from drawing. Use figured dimensions only. All dimensions to be checked on site by the contractor and any discrepancies to be notified to the architect prior to works being carried out.

**Site Boundary Legend**

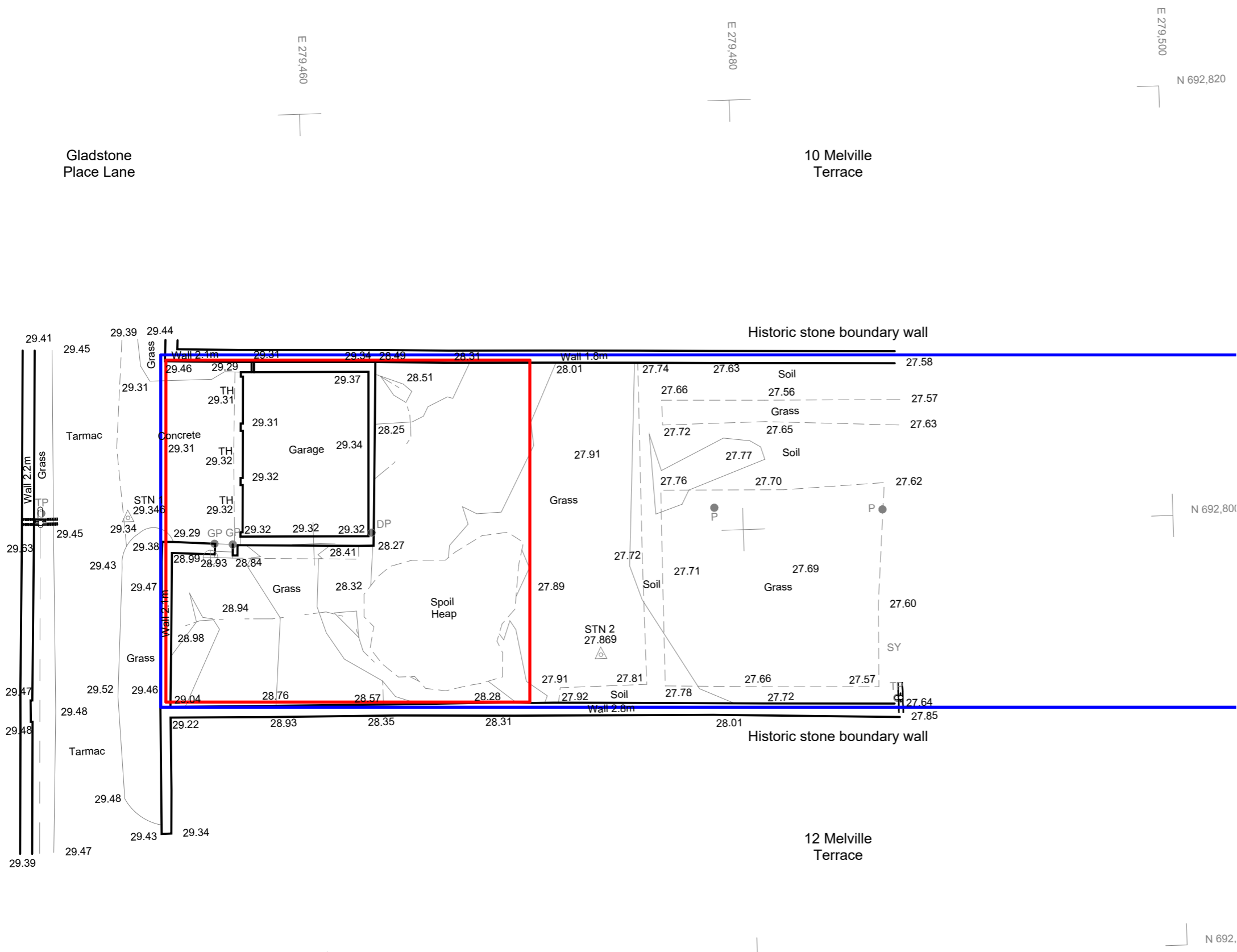
Application Boundary

Ownership Boundary

Gladstone Place Lane

10 Melville Terrace

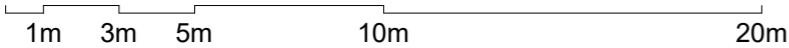
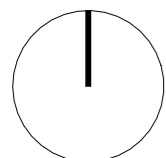
12 Melville Terrace



**Revisions:**

**PLANNING**

Title: Existing Site Plan  
 Project: Melville Terrace  
 Client: Eric Catterson  
 Drawing No: MTR-SJM-0-00-DR-A-0002  
 Revision:  
 Scale: 1 : 200@ A3  
 Date: AUGUST 2022



Studio SJM Architects Ltd  
 Wraysbury, Watt Road, Bridge of Weir, PA11 3DN  
 T: 07715 374  
[www.studiosjm.co.uk](http://www.studiosjm.co.uk)