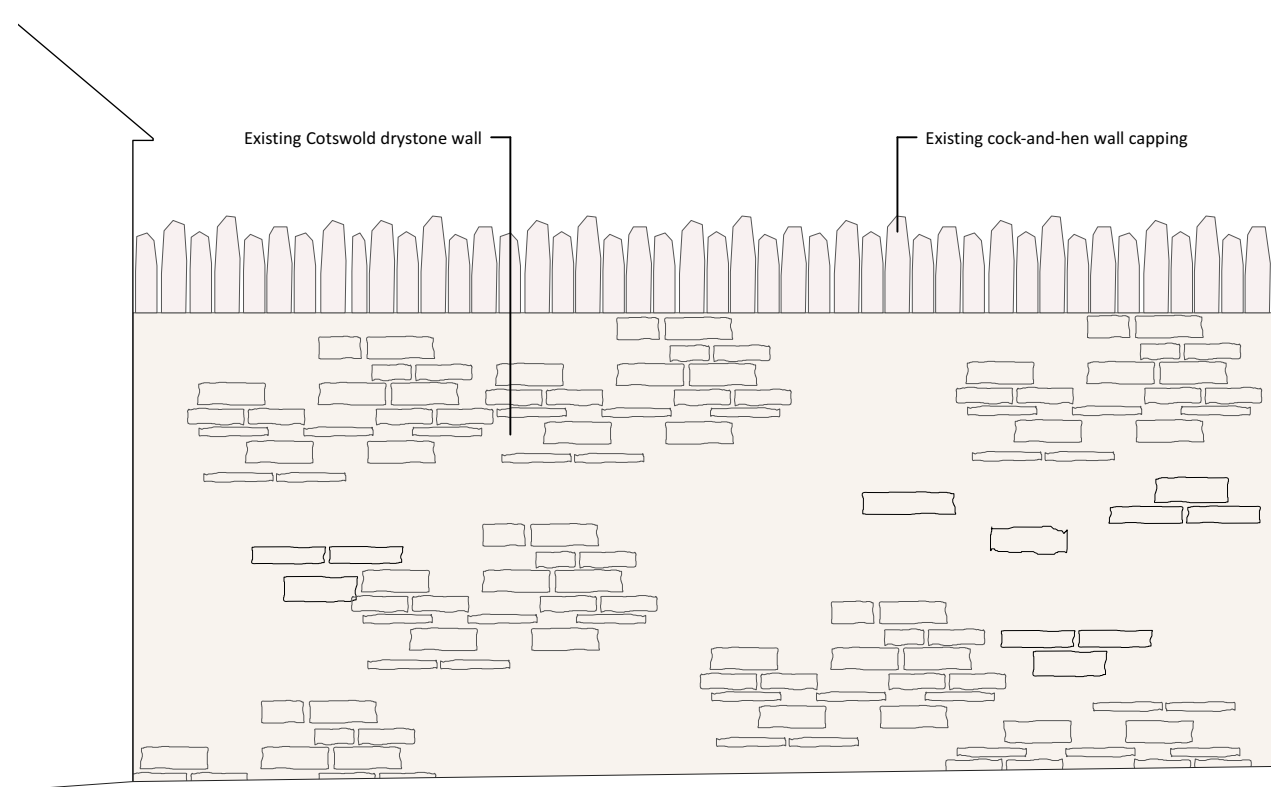
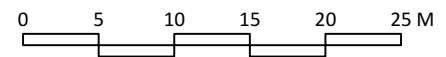


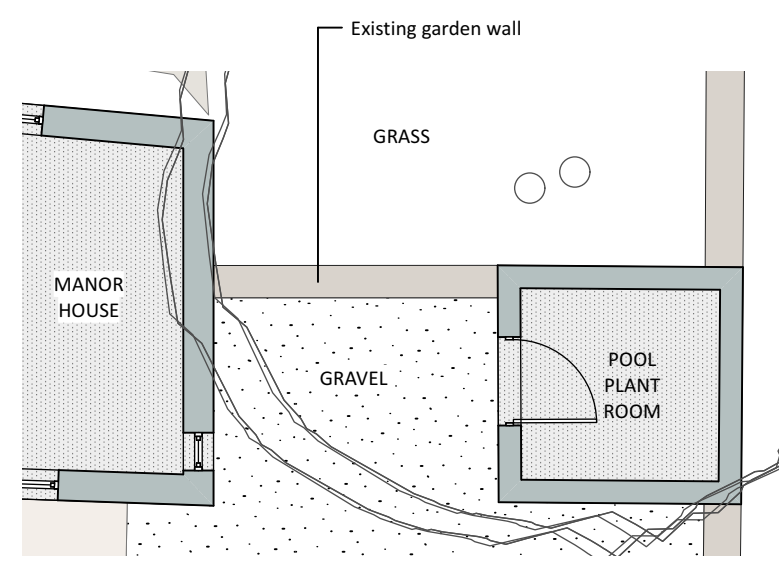

205 EXISTING GARDEN WALL ELEVATION (DRIVE SIDE)
Scale: 1:25




302 EXISTING LAYOUT
Scale: 1:500



205 EXISTING GARDEN WALL ELEVATION (REAR SIDE)
Scale: 1:25



205 EXISTING GARDEN WALL PLAN
Scale: 1:100



JUSTIN SPINK
GARDEN DESIGN

CLIENT:
MR & MRS HOLMES

PROJECT TITLE:
CHURCH WESTCOTE MANOR
CHURCH WESTCOTE
OX7 6SG

DRAWING TITLE:
EXISTING GARDEN WALL ELEVATIONS

PROJECT MANAGER:
PROJECT ID:
CHURCH WESTCOTE MANOR

DRAWN BY:
JS I EO
SHEET SCALE:
1:25 | 1:100 | 1:500 @ A3

REVIEWED BY:
JS
DRAWING NUMBER:

DATE:
13/07/2022
HOL-306

JUSTIN SPINK LIMITED
WOOLSTONE MILL HOUSE, FARINGDON, OXON, SN7 7QL
T: +44 (0)1367 821032, INFO@JUSTINSPINK.COM
WWW.JUSTINSPINK.COM