
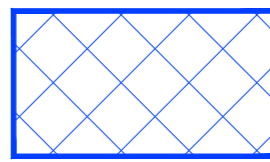








Areas Legend

-  Application Boundary - 47969m² (4.7969 ha)
-  Development Area - 28240m² (2.82 ha)
-  Community Area - 2138m² (0.2138 ha)
-  Open Space - 8982m² (0.8982 ha)
-  Incidental Open space - 3801m² (0.3801 ha)
-  Swale - 680m² (0.06 ha)
-  Attenuation - 1925m² - (0.1925 ha)
-  Other - 1980m² - (0.1980 ha)

