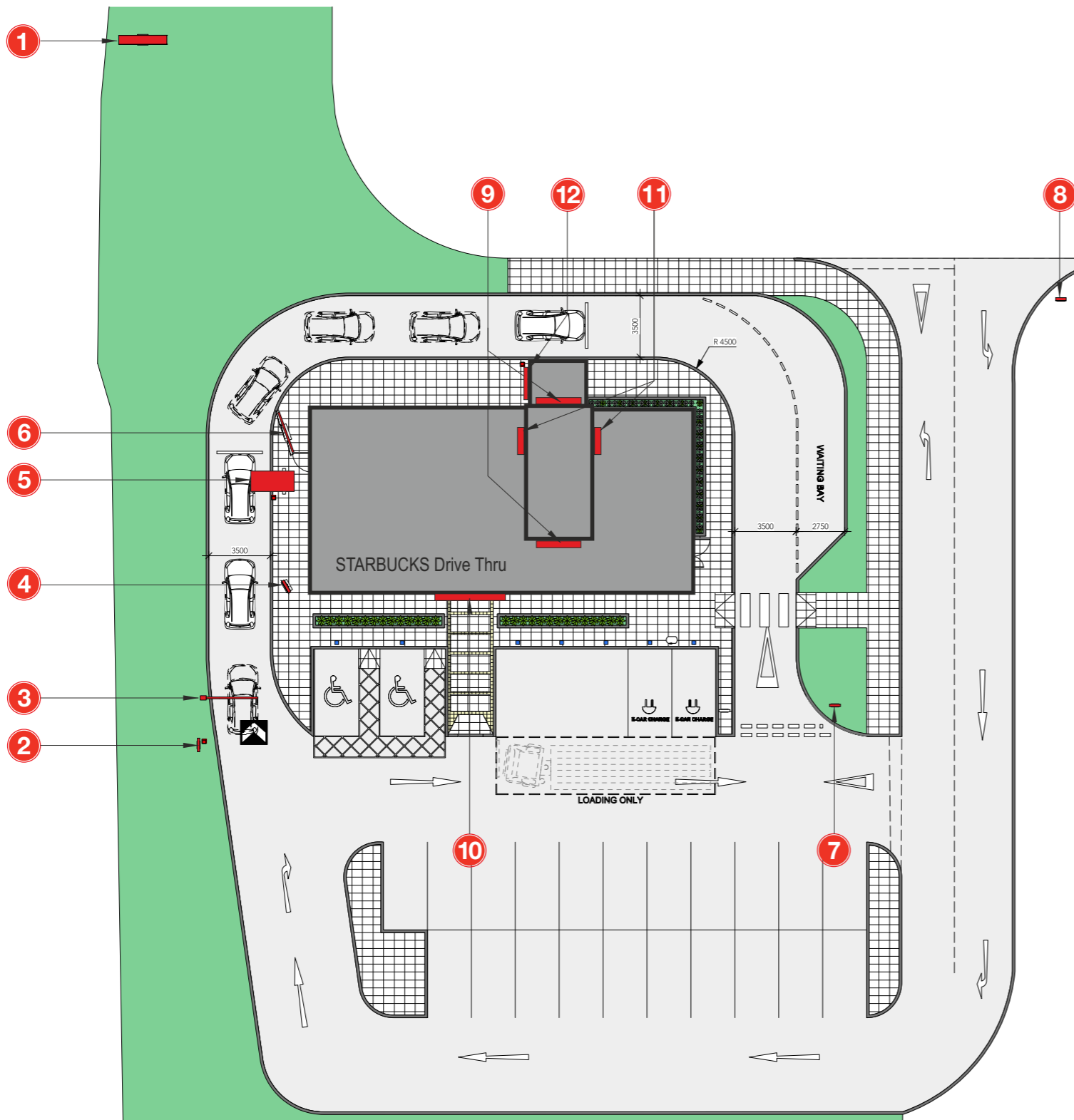


PROPOSED DRIVE THRU SIGNAGE

STARBUCKS, CRAIGNEUK ST, WISHAW, MOTHERWELL MLI 2NT

REV: 0

DATE: 19:07:2022



### KEY

- 1 8M Totem 
- 2 Drive Thru Directional 
- 3 Height Restrictor 
- 4 Single Menu 
- 5 Drive Thru Canopy 
- 6 Triple Menu 
- 7 No Entry/Thank You Directional 
- 8 
- 9 Drive Thru Letters (2 Sets) 
- 10 355 Wordmark 
- 11 1500 Roundels (2No) 
- 12 250 Wordmark 
- 13 Window Manifestations 
- 14 Banner Frame 

CUSTOMER/SITE		PROJECT/PRODUCT	
STARBUCKS MOTHERWELL		Proposed Signs	
JOB N°	SCALE	PAGE SIZE	PAGE N°
M-9030-01		A3	2 / 17
Overview			DATE
DRAWING PACK			23/08/2021
			DRAWN BY
			WSA
			DATE
			20/07/2022
			DRAWN BY
			CJ





- 12 250 Wordmark
- 11 1500 Roundel
- 13 Window Manifestations

EXTERIOR ELEVATION - LEFT SIDE OF STORE  
Scale: 1:100



- 11 1500 Roundel

EXTERIOR ELEVATION - RIGHT SIDE OF STORE  
Scale: 1:100

CUSTOMER/SITE		PROJECT/PRODUCT	
STARBUCKS MOTHERWELL		Proposed Signs	
JOB N°	SCALE	PAGE SIZE	PAGE N°
M-9030-01		A3	4 / 17
REV			all dimensions are in mm unless otherwise stated
Overview		DATE	DRAWN BY
DRAWING PACK		23/08/2021	WSA
		DATE	DRAWN BY
		20/07/2022	CJ
Copyright IVC Signs Ltd. No part of this drawing may be copied or reproduced without the express written permission of IVC Signs Ltd.			

# 1 No Pylon Sign 01.



3M Holly Green 3630-76 translucent vinyl graphic  
 5mm thk opal acrylic face panels  
 40mm wide x 3mm thk aluminium face rim to each face. Secured with M6 C/Snk machine screws into steel structure.  
 All screw heads colour matched to signcase.

2 No 100 x 100 SHS uprights to pass through into roundel.

100 x 150 x 3 m/steel RHS welded to with 2 No 100 x 100 SHS uprights.  
 All with capped ends

Internally illuminated sign box with 5mm thk opal 050 acrylic faces applied with block out black vinyl stencil cut to reveal opal illuminated text & arrow.  
 Sign box finished black externally & white internally.

'DRIVE THRU >>' text required to front face.  
 'DRIVE THRU >>' text required to rear face.

323.9mm dia x 8mm wall steel CHS cut to 6880mm long.  
 Top of post capped with a 10mm thk circular plate cut with 80mm dia central hole for cable feed.


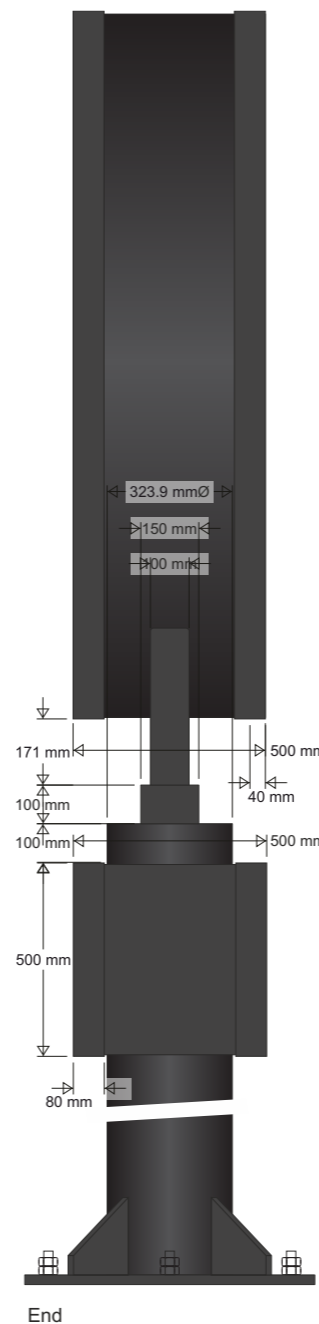
20mm thk steel gusset  
 M30 Grade 8.8 leg root cage, each leg 150mm above pad foundation.

25mm thk steel base plate.  
 Drilled with 8 No 32mm slotted dia holes

1 No double sided internally illuminated pylon sign.

All external surfaces finished black RAL 9005  
 All internal surfaces finished white.

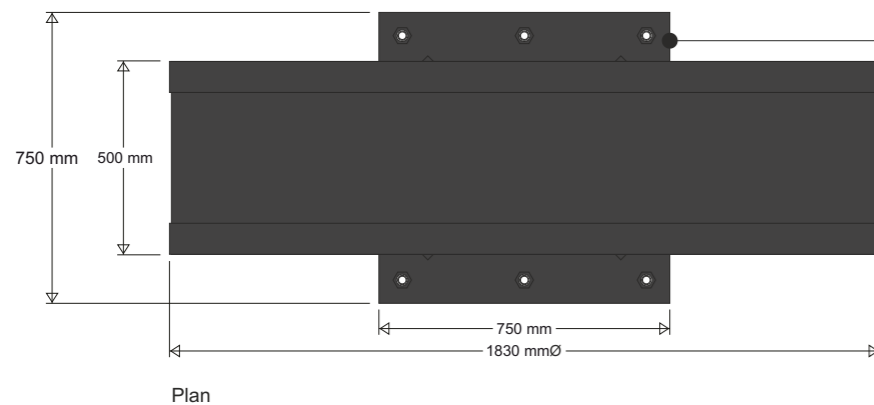
Arrows to DRIVE THRU sign - to be confirmed.



1200mm x 150mm x 100mm x 6mm RHS bar with M24 eyebolts to either end to be temporarily bolted down to top of RHS in sign to allow hoisting into position fully assembled

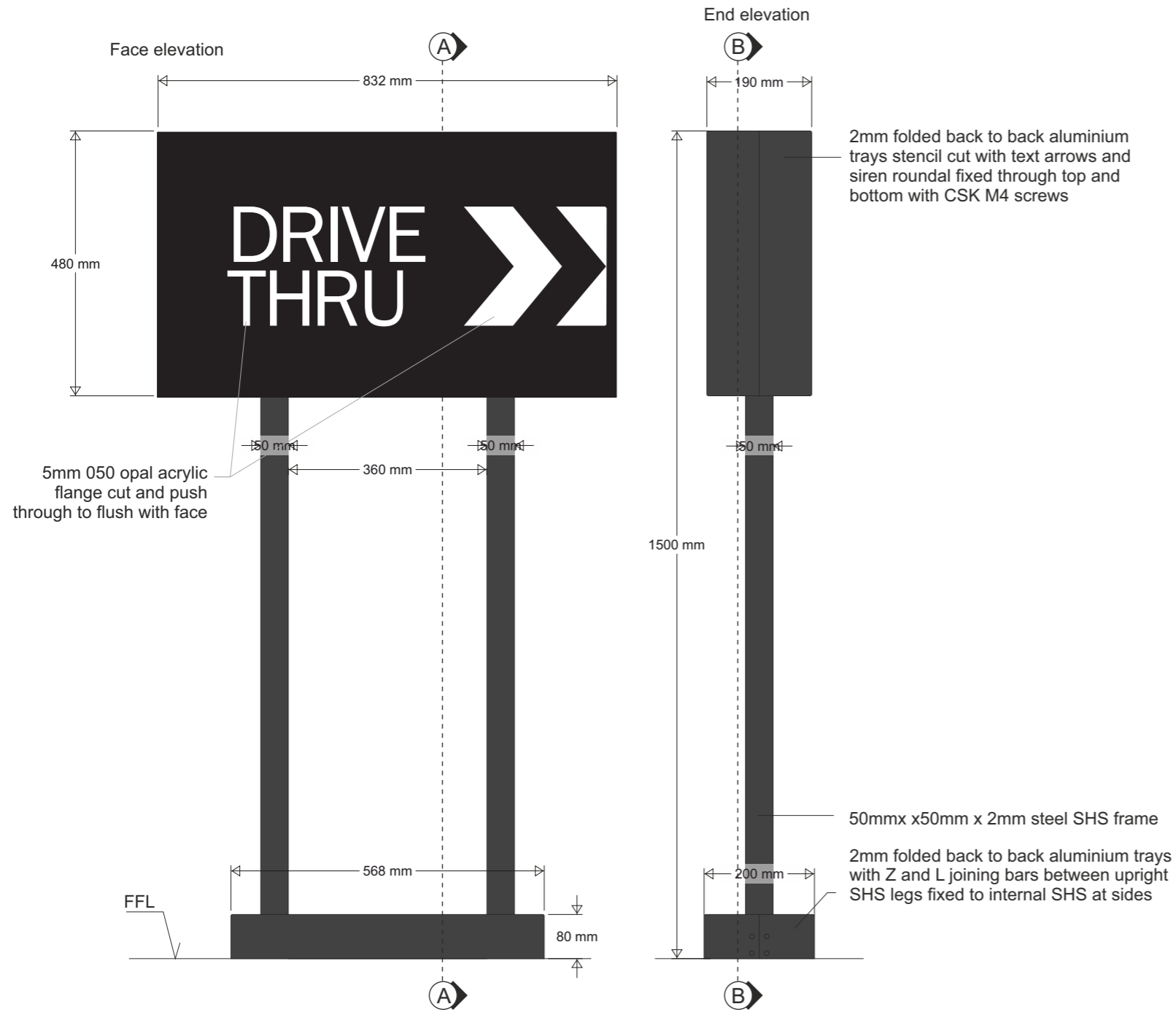


Photo example



CUSTOMER/SITE		PROJECT/PRODUCT	
STARBUCKS MOTHERWELL		Proposed Signs	
JOB No	SCALE	PAGE SIZE	PAGE No
M-9030-01		A3	5 / 17
all dimensions are in mm unless otherwise stated			
Overview		DATE	DRAWN BY
DRAWING PACK		23/08/2021	WSA
REV		DATE	DRAWN BY
		20/07/2022	CJ

# Directional Sign 02.



Double sided illuminated Thank you / Exit sign

All external surfaces coated black RAL 9005

All internal surfaces coated white



Photo example of sign - front & rear

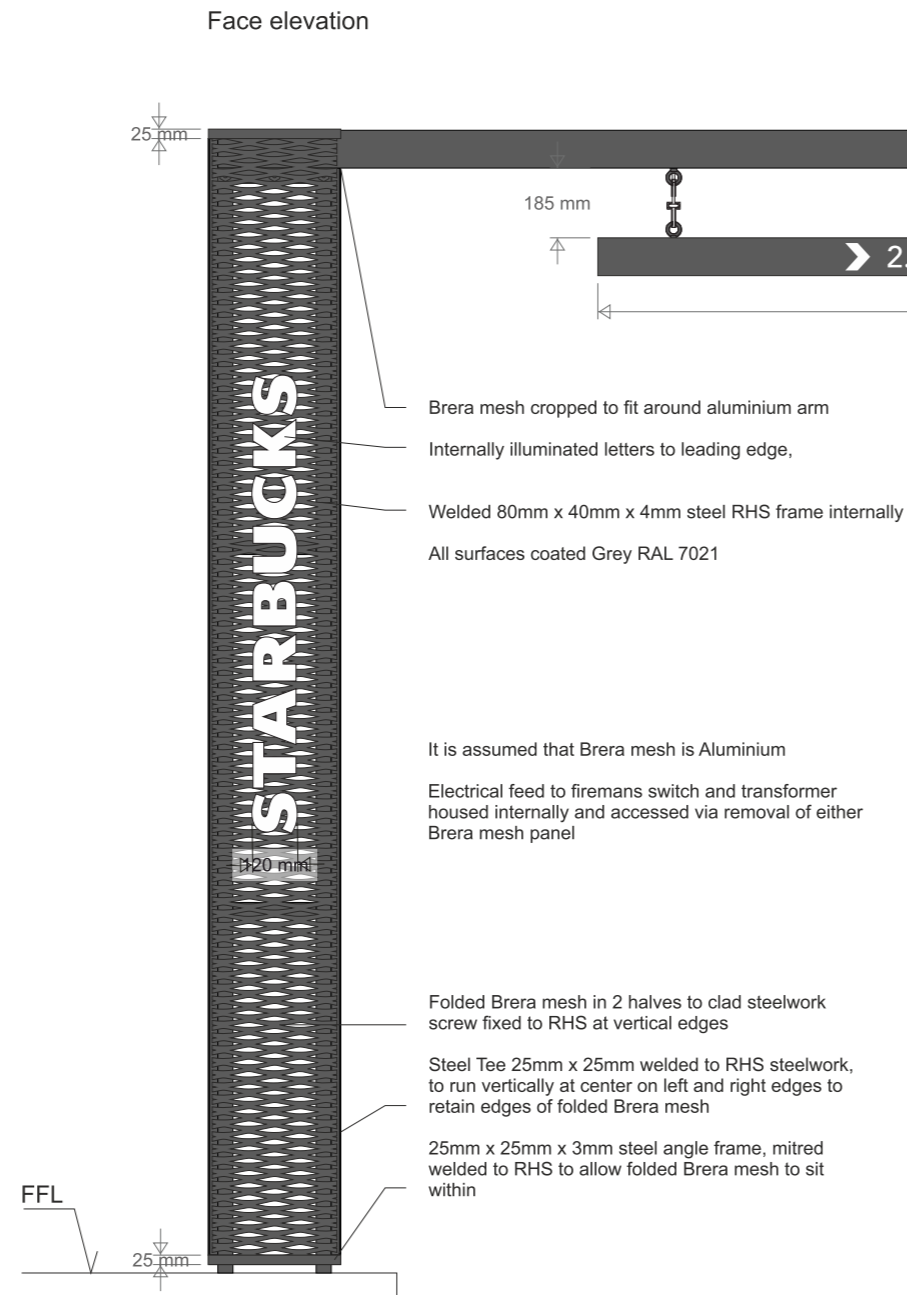
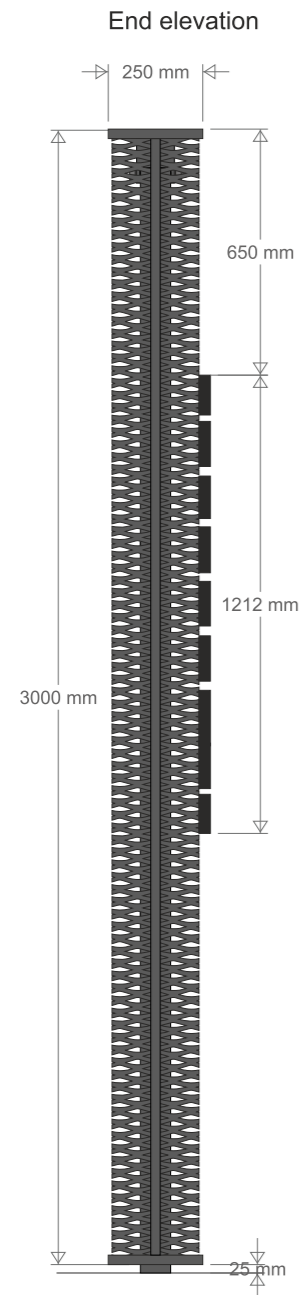
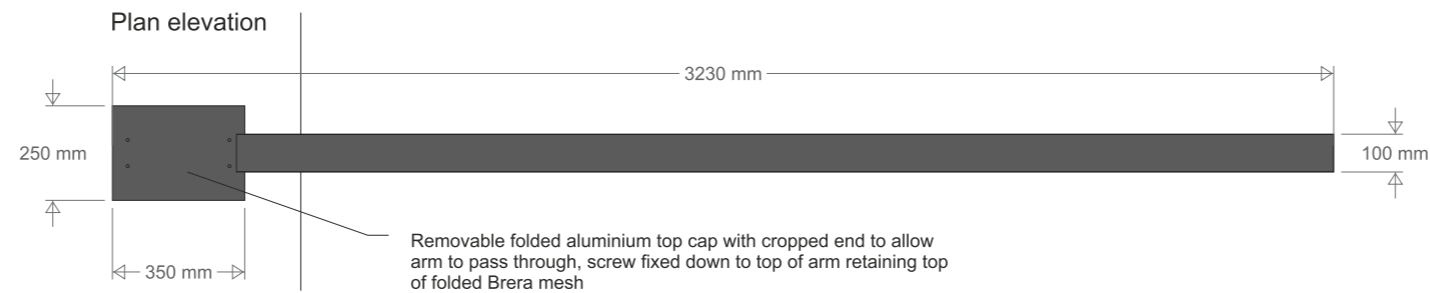


Reverse side



CUSTOMER/SITE		PROJECT/PRODUCT	
STARBUCKS MOTHERWELL		Proposed Signs	
JOB No	SCALE	PAGE SIZE	PAGE No
M-9030-01		A3	6 / 17
Overview		DATE	DRAWN BY
DRAWING PACK		23/08/2021	WSA
REV		DATE	BY
		20/07/2022	CJ

# 1 No Height Restrictor 03.

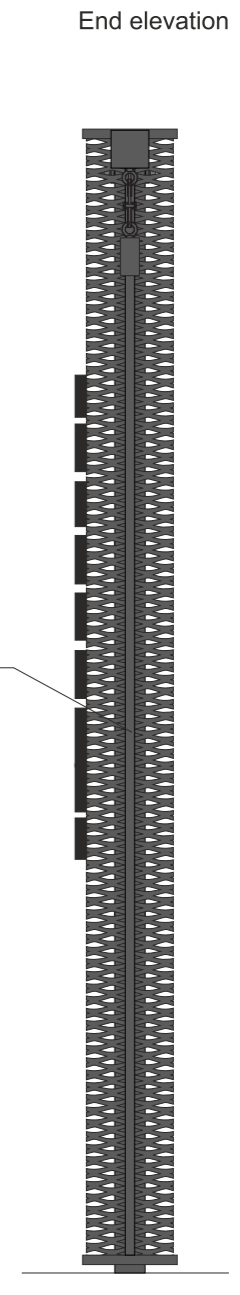


Shackles, eye bolts and chain to allow suspended 100mm x 50mm x 3mm RHS to be adjusted to 2.7m above FFL  
 Ensure eyebolts are secured with nuts & shake proof washers. Not into drilled & tapped holes. Chain & shackles - 6mm min  
 Capped 100mm x 100mm x 3mm aluminium SHS arm  
 Suspended 100mm x 50mm aluminium RHS to be cap welded to both ends coated Grey RAL 7021 and carry reflective white vinyl text to face

25mm x 25mm x 3mm Steel Tee welded end on, to RHS steelwork, to run vertically at center on left and right edges to retain edges of folded Brera mesh



Photo example of sign



CUSTOMER/SITE		PROJECT/PRODUCT	
STARBUCKS MOTHERWELL		Proposed Signs	
JOB N°	SCALE	PAGE SIZE	PAGE N°
M-9030-01		A3	7 / 17
REV		DATE	DRAWN BY
Overview		23/08/2021	WSA
DRAWING PACK		20/07/2022	CJ
all dimensions are in mm unless otherwise stated			

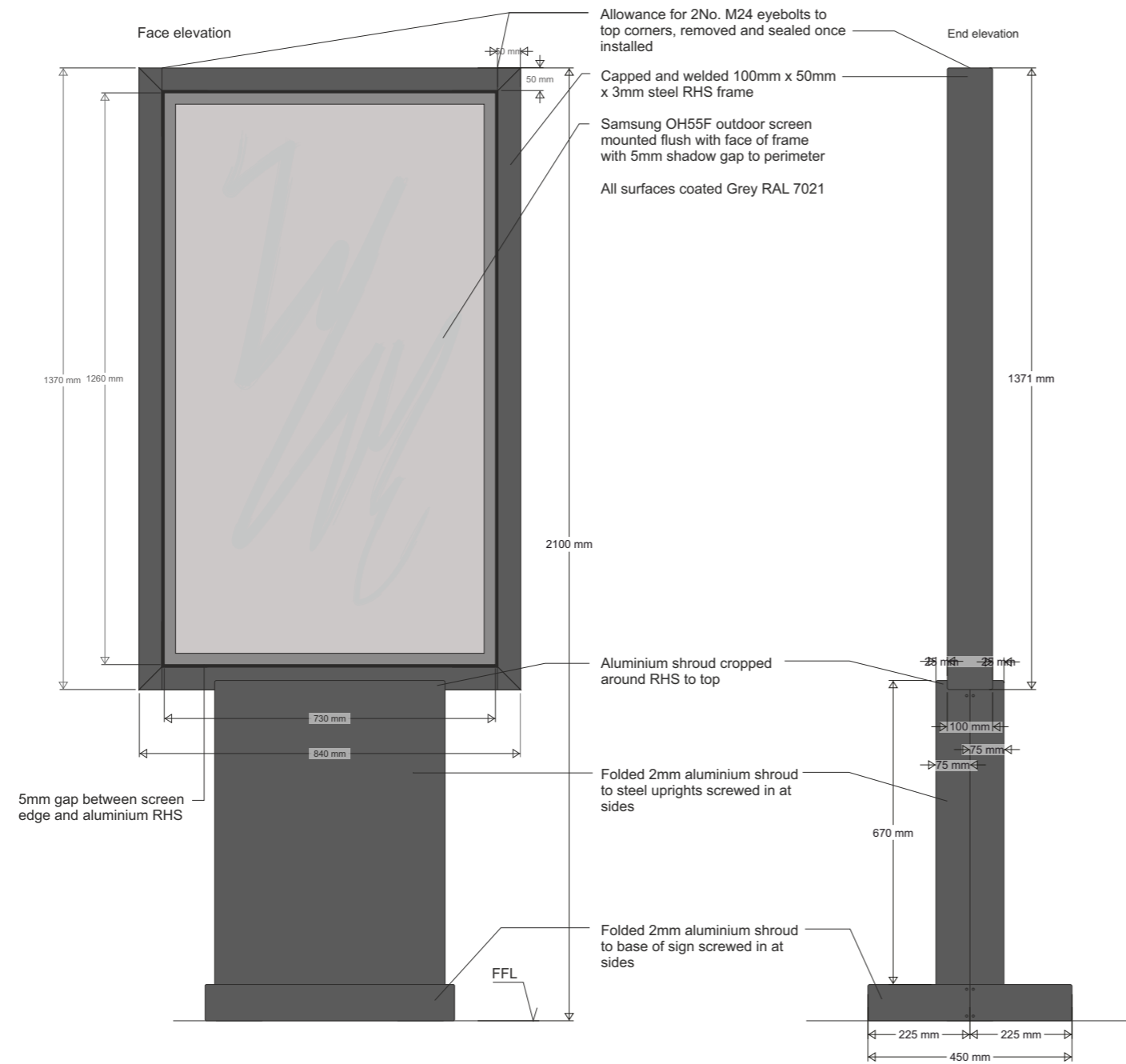



Photo example of sign



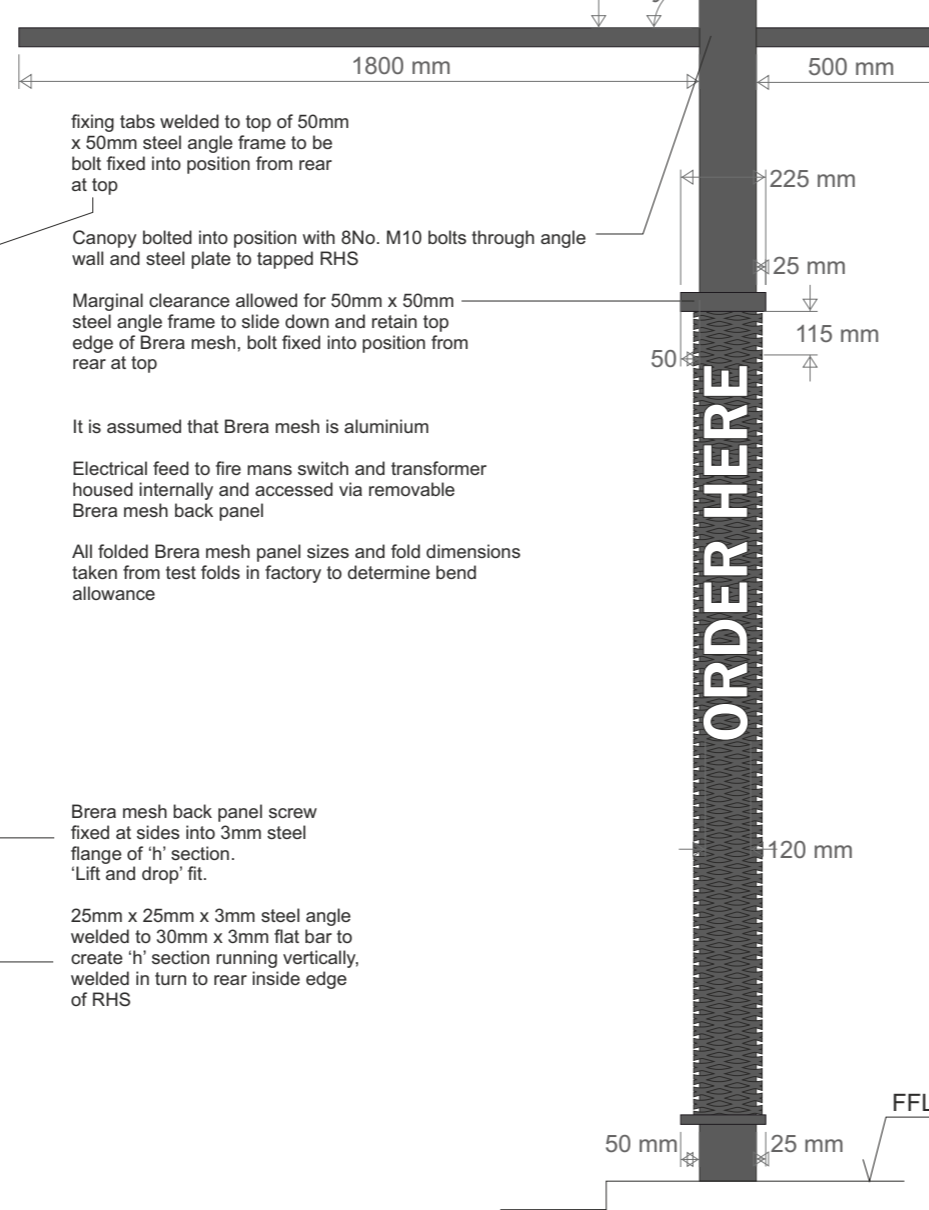
# 1 No Drive Thru Canopy 05.

UK example of canopy



RHS capped and welded to top

End elevation



fixing tabs welded to top of 50mm x 50mm steel angle frame to be bolt fixed into position from rear at top

Canopy bolted into position with 8No. M10 bolts through angle wall and steel plate to tapped RHS

Marginal clearance allowed for 50mm x 50mm steel angle frame to slide down and retain top edge of Brera mesh, bolt fixed into position from rear at top

It is assumed that Brera mesh is aluminium

Electrical feed to fire mans switch and transformer housed internally and accessed via removable Brera mesh back panel

All folded Brera mesh panel sizes and fold dimensions taken from test folds in factory to determine bend allowance

Brera mesh back panel screw fixed at sides into 3mm steel flange of 'h' section. 'Lift and drop' fit.

25mm x 25mm x 3mm steel angle welded to 30mm x 3mm flat bar to create 'h' section running vertically, welded in turn to rear inside edge of RHS

White IP68 LED strip to perimeter inside of angle frame faced inwards

100mm x 150mm x 5mm RHS steel frame, capped and welded

All surfaces coated Grey RAL 7021

Brera mesh tack welded to frame to form canopy

50mm x 50mm x 3mm mitred and welded Alu Angle frame

50mm x 50mm x 3mm mitred and welded steel Angle frame to front and sides, 25mm x 50mm x 3mm to rear, screw fixed to RHS allowing for Brera mesh assembly

White IP68 LED strip to inside of angle frame faced inwards

Brera mesh folded to close fit surround RHS uprights, to include overlap on face elevation (pictured below)

Internally illuminated letters to leading edge, details on Pg 5

Use a full mesh sheet to wrap around the front face to avoid a vertical joint in the face.

Vertical joints in mesh to be at ends.



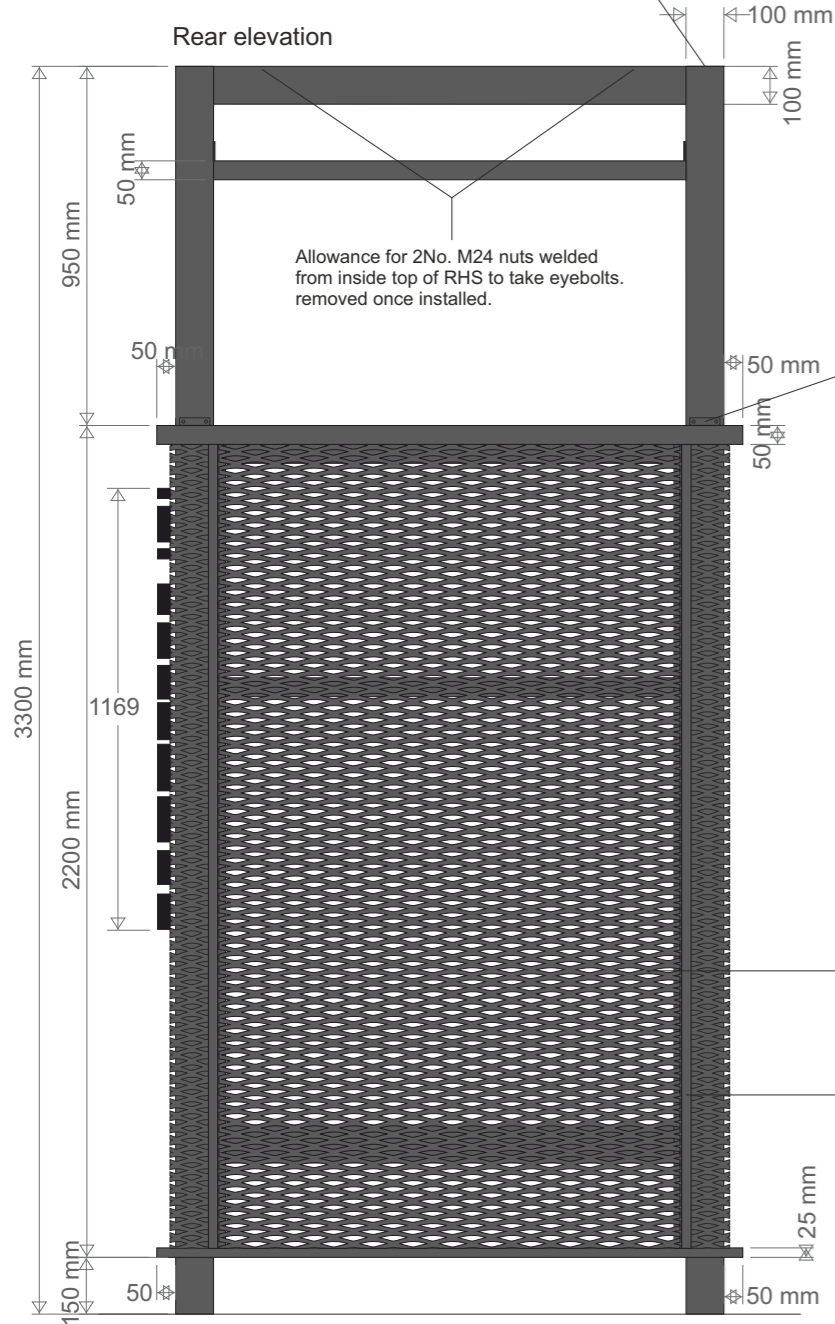

Electrical feed / transformer to be housed inside with access from rear

Original brera mesh sheet edge used at vertical overlap to avoid guillotine crushing of profile

50mm x 25mm x 3mm welded steel Angle frame to front and sides, 25mm x 25mm x 3mm to rear, to be welded to RHS to allow folded Brera mesh to sit within

White IP68 LED strip to inside of angle frame faced inwards

Face elevation



Allowance for 2No. M24 nuts welded from inside top of RHS to take eyebolts. removed once installed.

CUSTOMER/SITE		PROJECT/PRODUCT	
STARBUCKS MOTHERWELL		Proposed Signs	
JOB No	SCALE	PAGE SIZE	PAGE No
M-9030-01		A3	9 / 17
REV			DATE
Overview			23/08/2021
DRAWING PACK			20/07/2022
			DRAWN BY
			WSA
			CHECKED BY
			CJ

# 1 No Triple Menu 05.

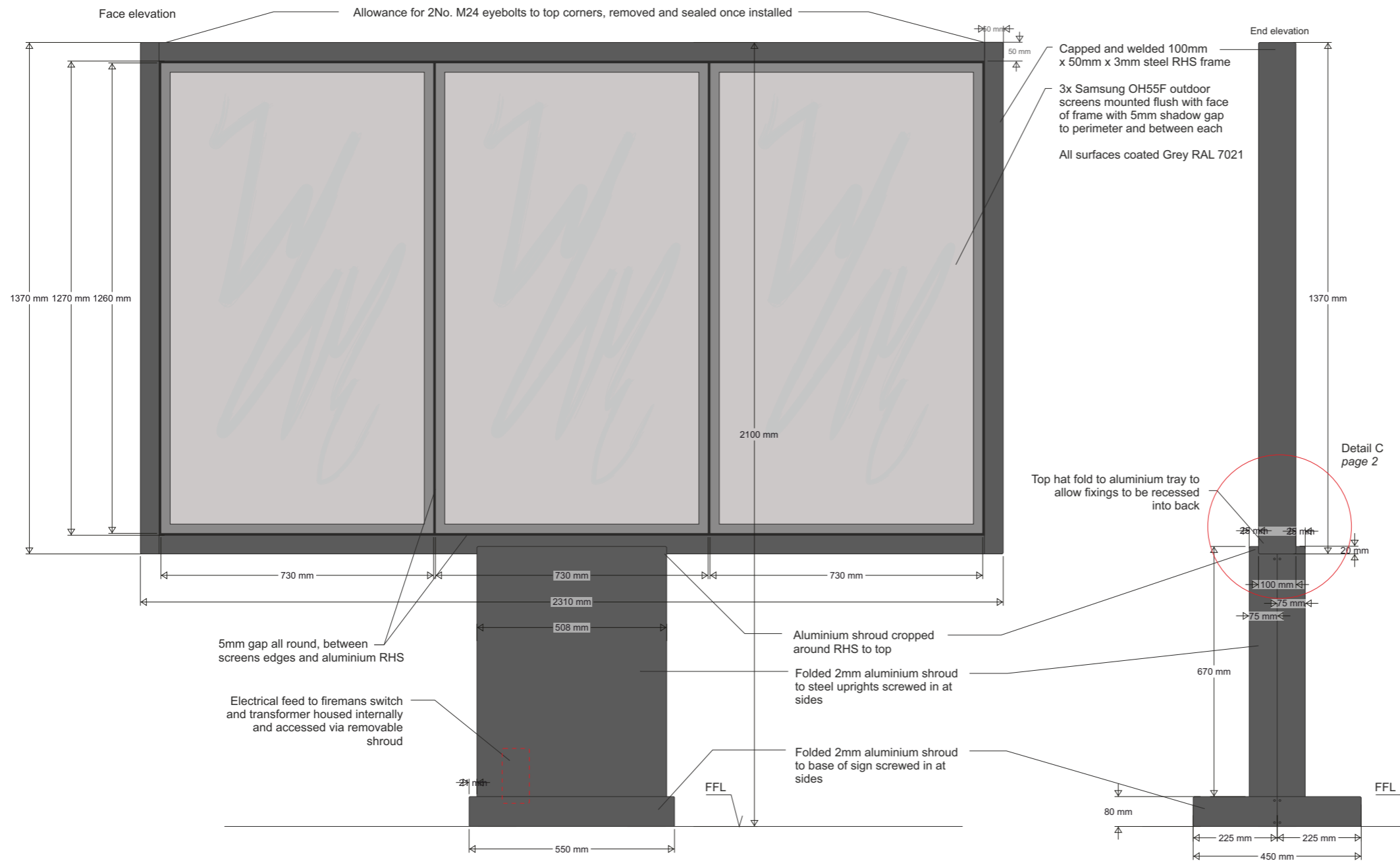
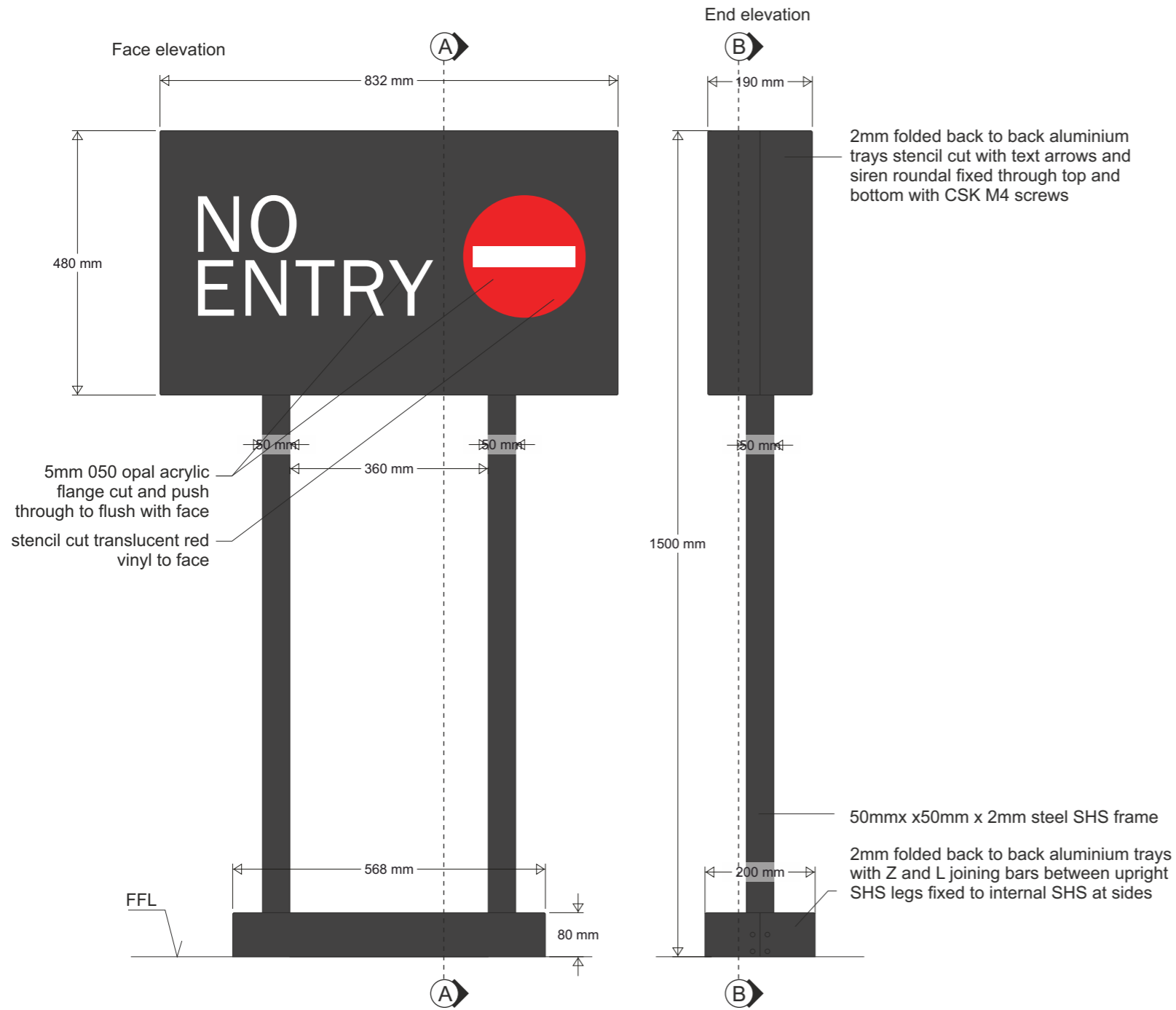


Photo example of sign

CUSTOMER/SITE		PROJECT/PRODUCT	
STARBUCKS MOTHERWELL		Proposed Signs	
JOB No	SCALE	PAGE SIZE	PAGE No
M-9030-01		A3	10/17
REV			DATE
Overview			23/08/2021
DRAWING PACK			20/07/2022
			DRAWN BY
			WSA
			CHECKED BY
			CJ

# 1 No Directional Sign 07.



Double sided illuminated Thank you / Exit sign

All external surfaces coated black RAL 9005

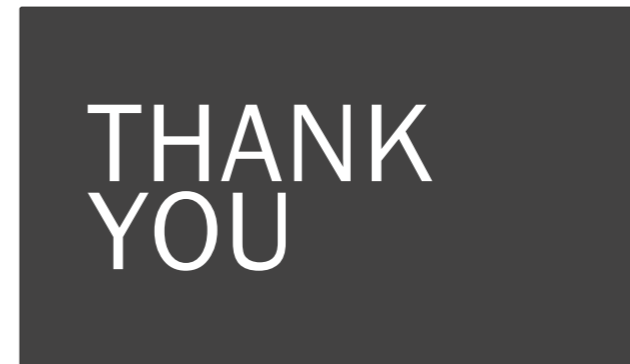
All internal surfaces coated white



Photo example of sign - front & rear



Reverse side



# 1 No Monument Sign 08.


Example of completed UK signage



Rear elevation




End elevation



All surfaces coated Grey RAL 7021  
It is assumed that Brera mesh is steel

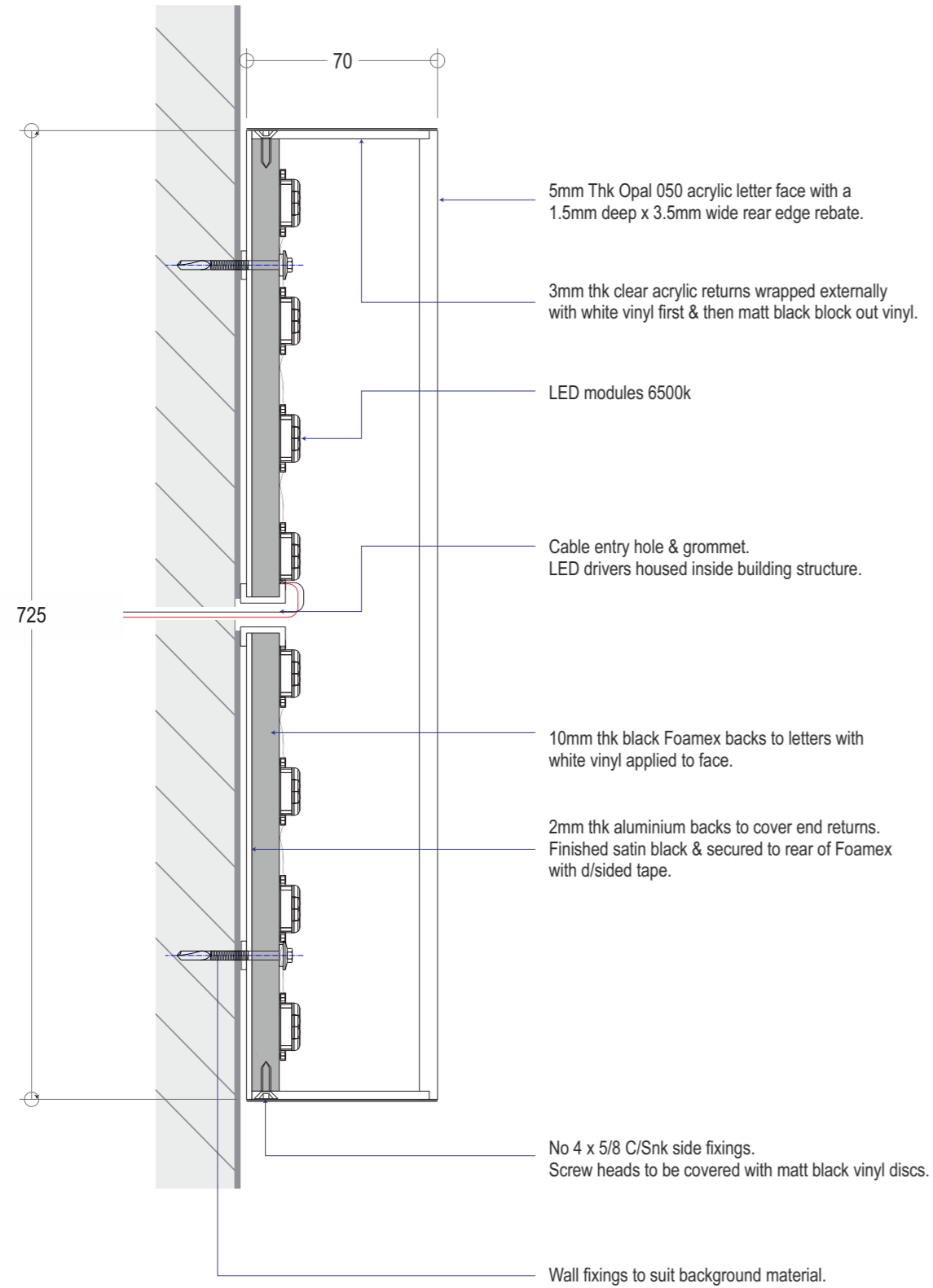
Face elevation



CUSTOMER/SITE		PROJECT/PRODUCT	
STARBUCKS MOTHERWELL		Proposed Signs	
JOB NO	SCALE	PAGE SIZE	PAGE NO
M-9030-01		A3	12/17
DATE		DRAWN BY	
23/08/2021		WSA	
REV	DRAWING PACK		CJ

# 2 No Sets of DRIVE THRU Letters 09.

725mm DRIVE THRU lettering - 2 Sets Req'd



Typical Section



Photo example of sign

CUSTOMER/SITE		PROJECT/PRODUCT	
STARBUCKS MOTHERWELL		Proposed Signs	
JOB No	SCALE	PAGE SIZE	PAGE No
M-9030-01		A3	13/17
REV			all dimensions are in mm unless otherwise stated
Overview		DATE	DRAWN BY
DRAWING PACK		23/08/2021	WSA
		DATE	CJ
		20/07/2022	

## 355mm Wordmark - Wall Mounted


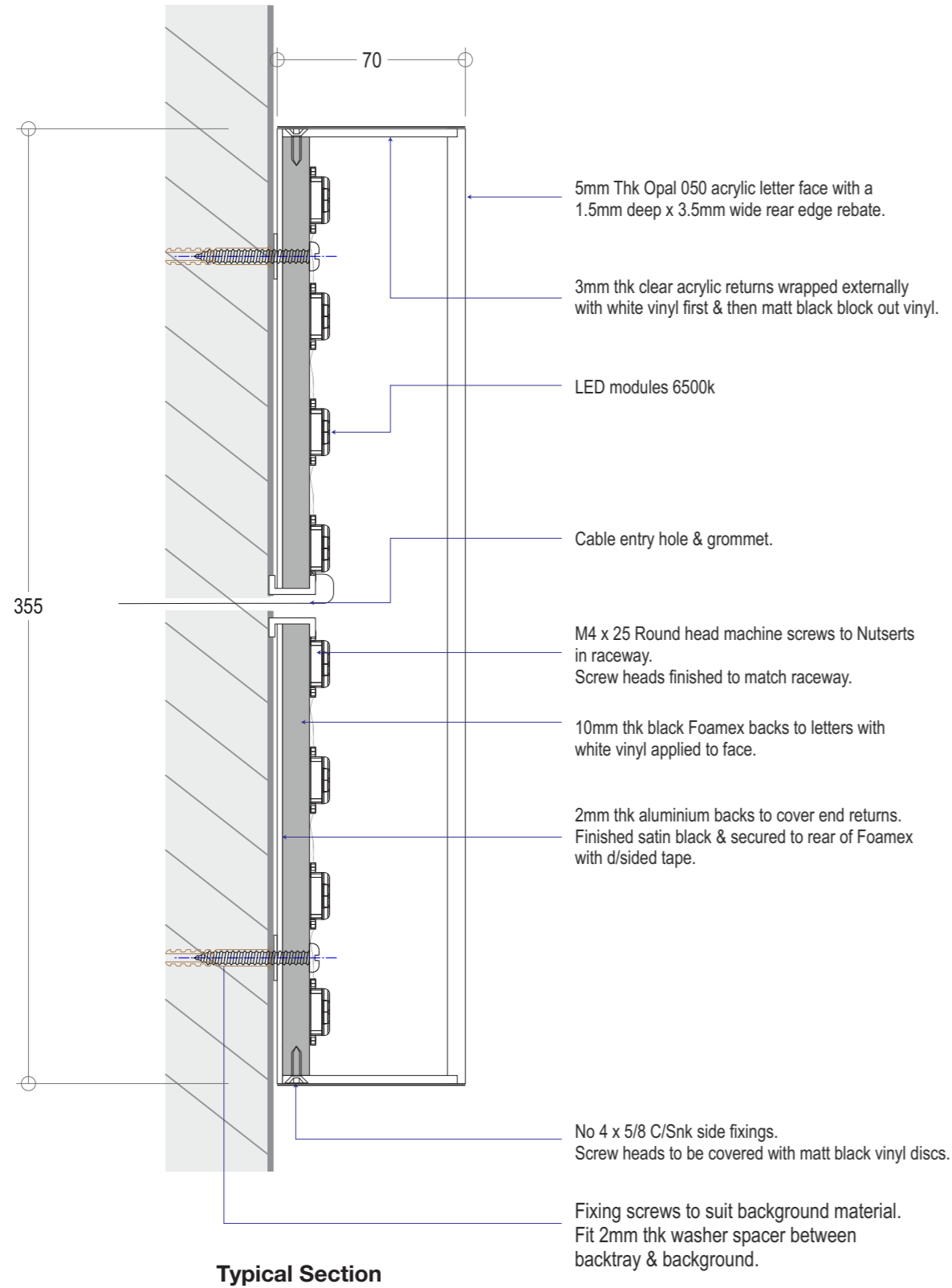



Photo example of sign

Face elevation



End elevation



Plan elevation

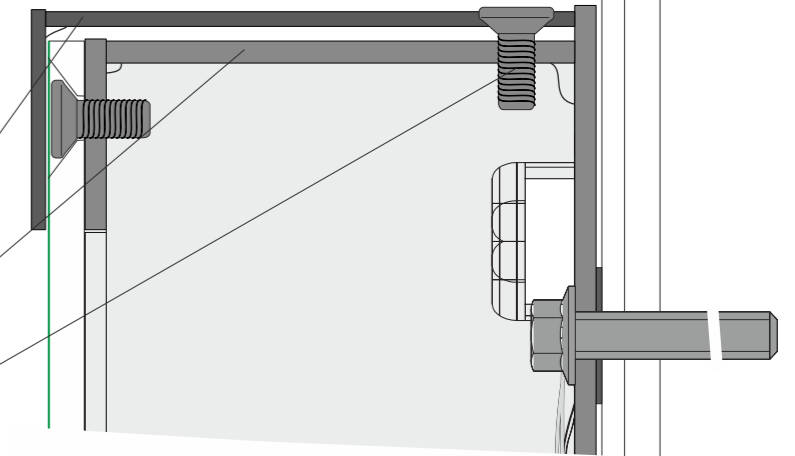


Live example

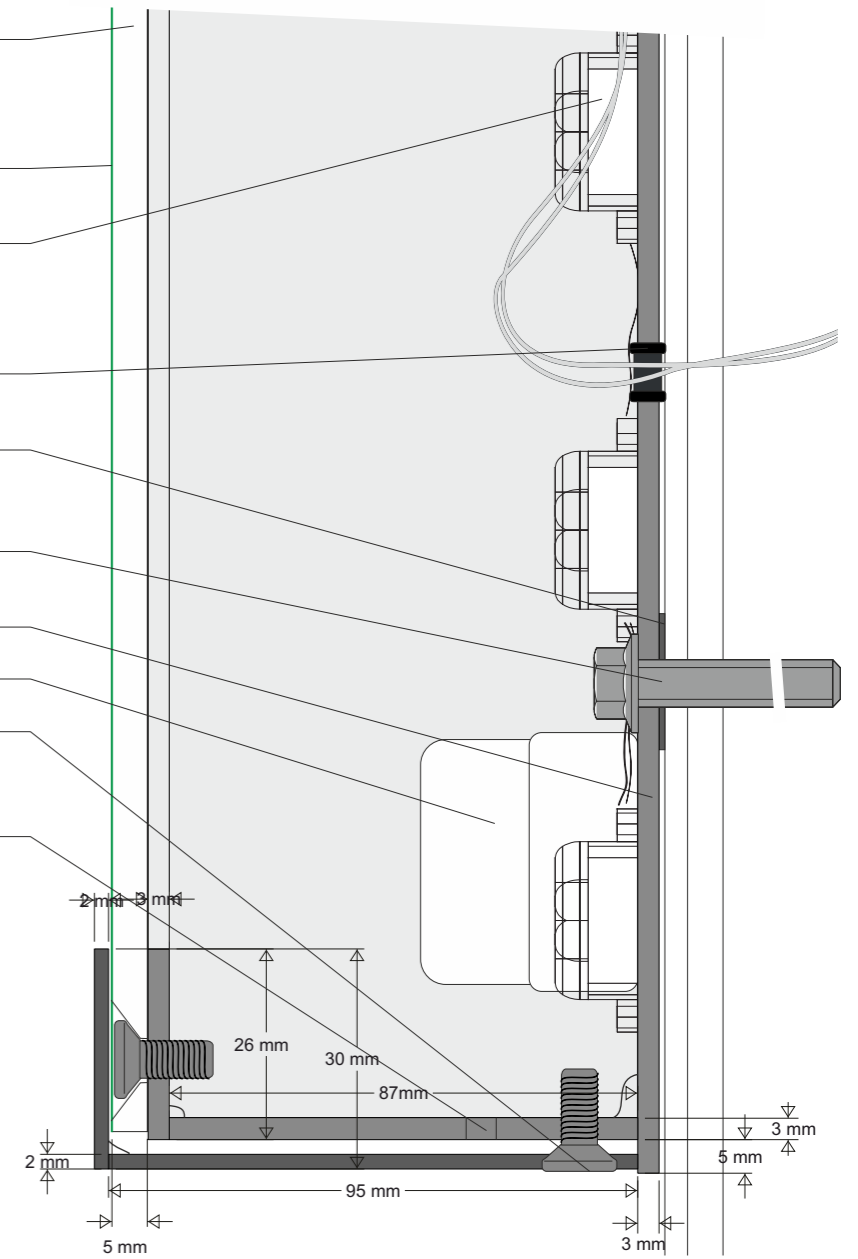


# 2 No 1500 dia Roundels 10.

- All external surfaces coated black RAL 9005
- All internal surfaces coated white
- 2mm rolled aluminium return stitch welded to 30mm wide face rim coated white inside and black outside
- 3mm rolled aluminium inner return stitch welded to 26mm x 3mm inner rim and back to 3mm aluminium back panel
- M6 CSK fixings to perimeter to allow installation / maintenance



- 5mm 050 acrylic screw fixed to 3mm aluminium inner rim through over sized CSK holes to allow acrylic to expand and contract
- 3M HOLLY GREEN #3630-76 Translucent Graphic Film to face of 050 acrylic
- LEDs to be short throw 6500K white with minimum 15.000 LUX measured at face of letter evenly distributed on back panel to avoid spotting
- Rubber grommets where low voltage cable passes through metal backs
- Washers between aluminium back panels and wall to lessen rain water staining to wall
- Fixing type determined by wall substrate
- 3mm aluminium back panel
- Transformer / driver housed inside roundel
- All visible perimeter fixings coated black and covered with black vinyl dots to match paintwork after installation
- Drainage holes to inner rim



CUSTOMER/SITE		PROJECT/PRODUCT	
STARBUCKS MOTHERWELL		Proposed Signs	
JOB NO	SCALE	PAGE SIZE	PAGE NO
M-9030-01		A3	15/17
DATE			DRAWN BY
23/08/2021			WSA
REV	DRAWING PACK		CJ

## 250mm Wordmark - Wall Mounted

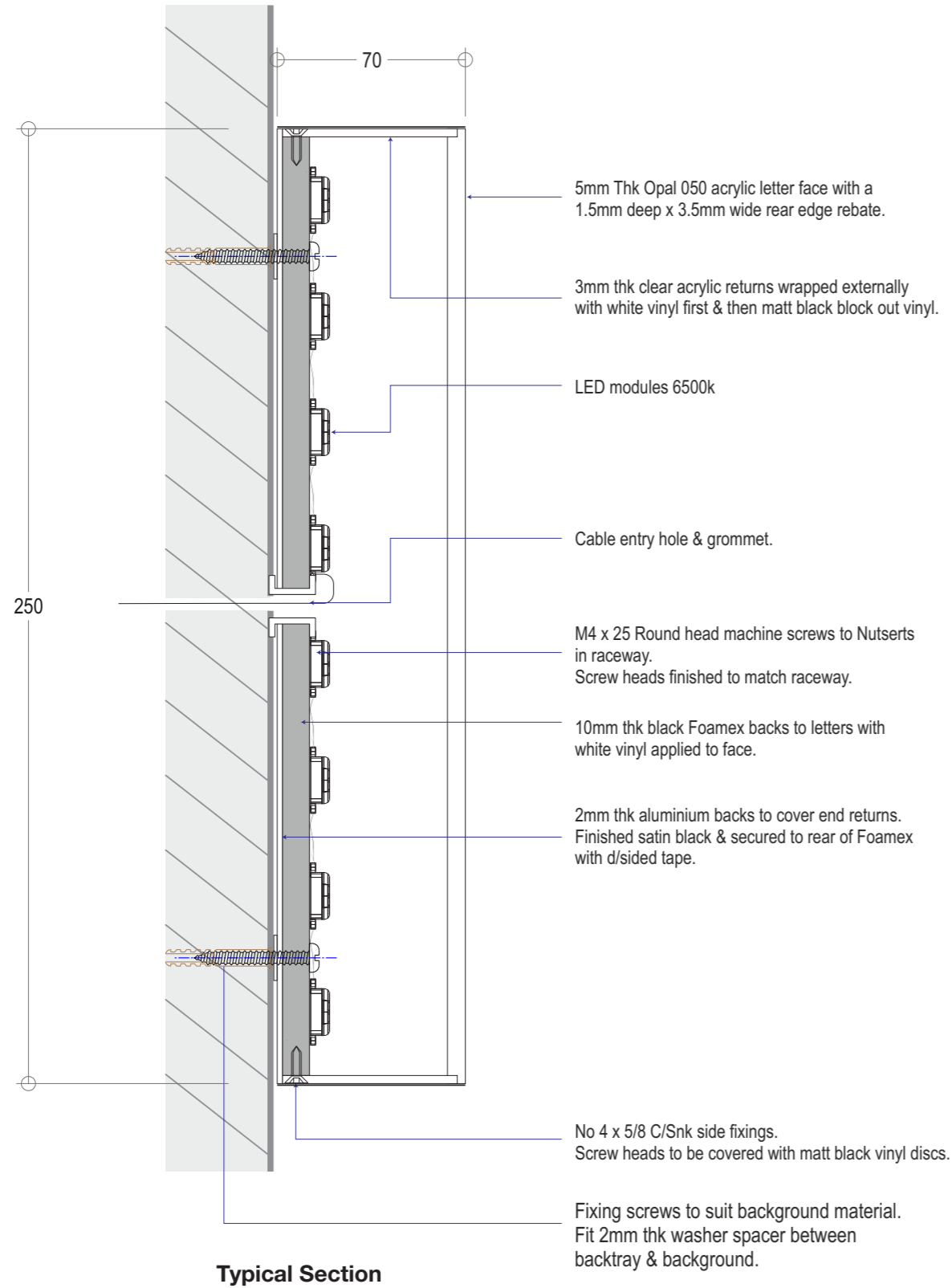



Photo example of sign

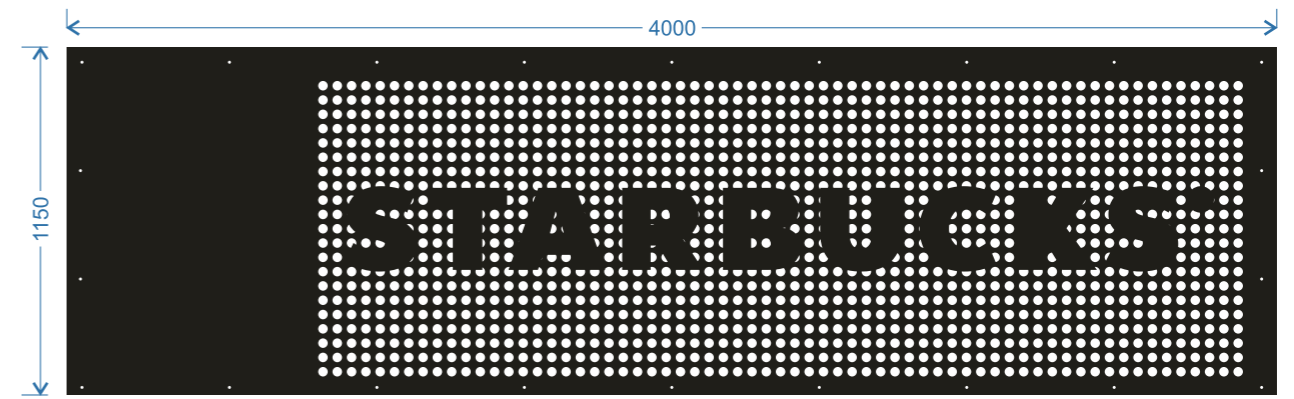


# Banner Frame 14.




Scale 1:30

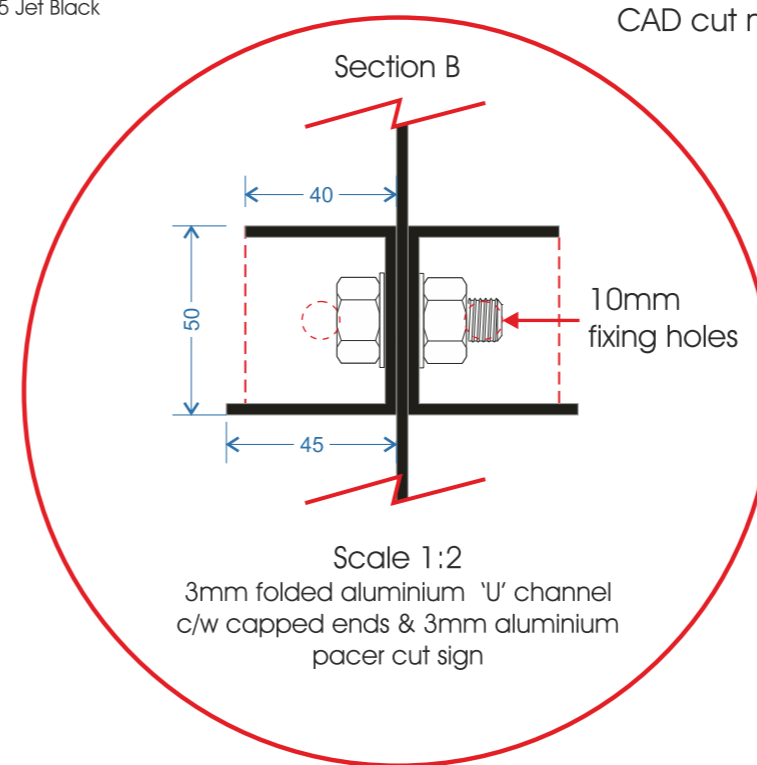
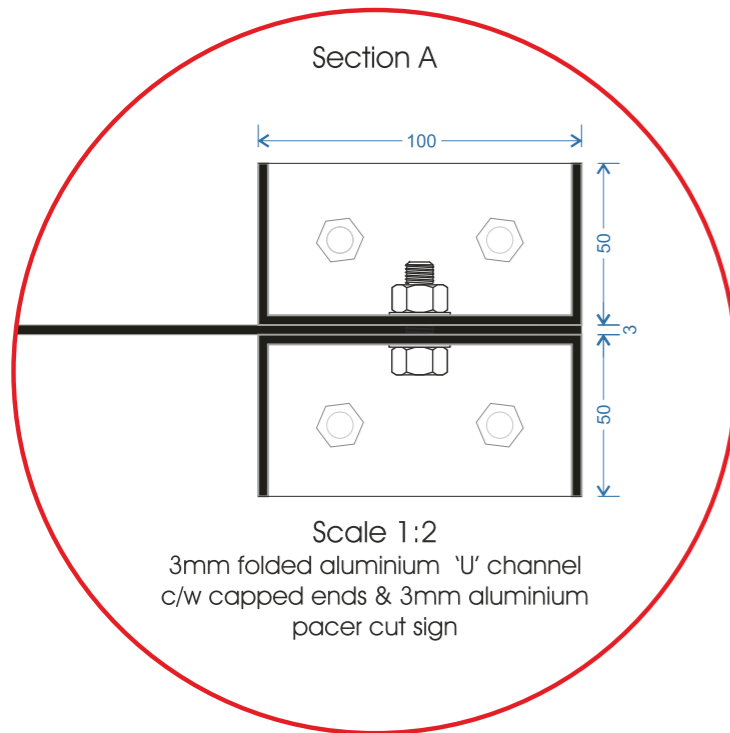
3mm aluminium plate bolted between 'U' channel to space to same depth. Finished RAL 9005 Jet Black



Scale 1:25  
3mm aluminium laser cut & finished RAL 9005 Jet Black



Scale 1:25  
CAD cut matt white vinyl applied to face of sign



Mactac 9828-00  
Matt White

RAL 9005  
Jet Black