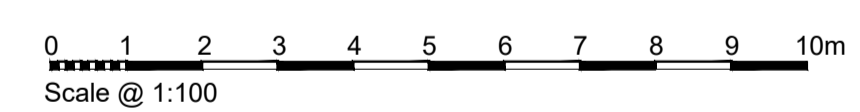
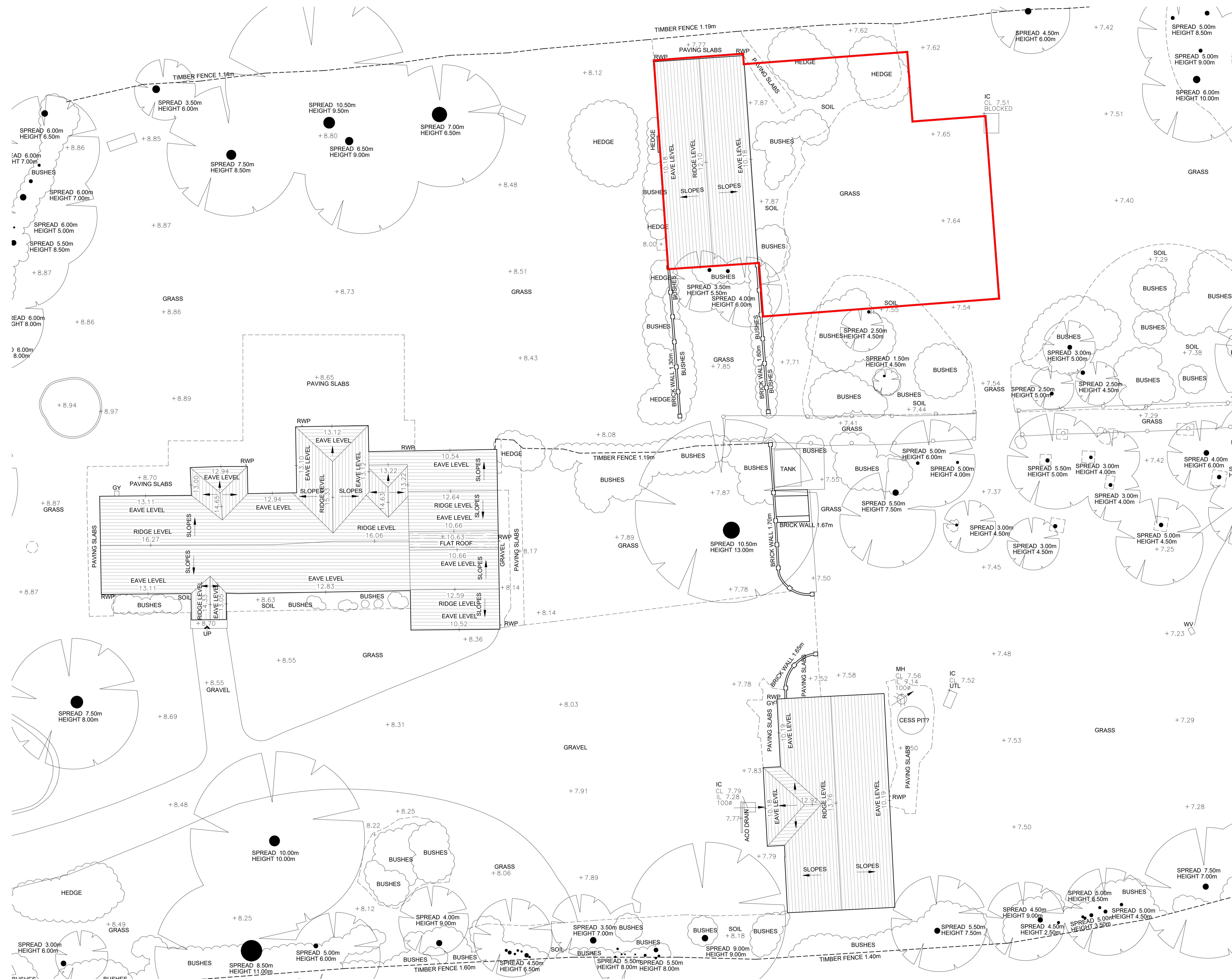
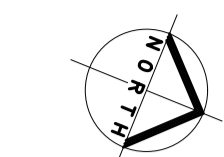


This drawing is not to be scaled.
Contractors must check all dimensions on site, Architect to be notified of any discrepancies in figured dimensions.
This drawing is copyright.



(Rev.) Drawn Description Date

MP ARCHITECTS LLP
CHARTERED ARCHITECTS

Great Basons, Basons Lane, Ongar, Essex, CM5 9AR
T: 01277 364979 E: info@mparchitectsllp.co.uk
W: www.mparchitectsllp.co.uk

Status	FOR PLANNING		
Project	Yew Tree Farm, Navestock Heath, Essex, RM4 1HD		
Drawing	Existing Site Plan - Outbuilding		
Scale	1:100 @ A1	Date	April 2022
Drawn by	DP	Project no.	2659
Checked by		Drawing no.	02
		Revision	C