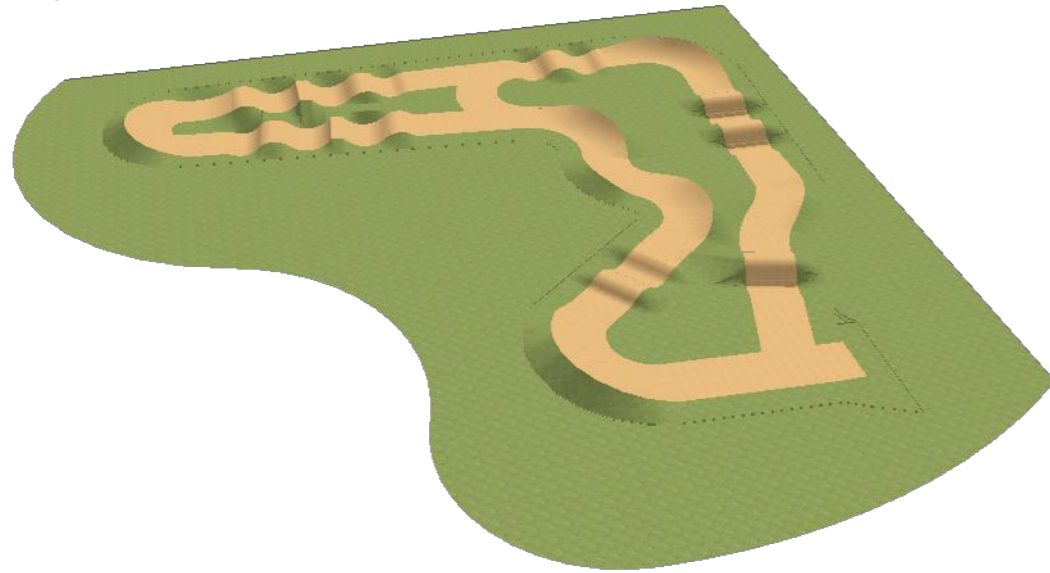


DRAWING TITLE :

Perspective View
Scale : NTS

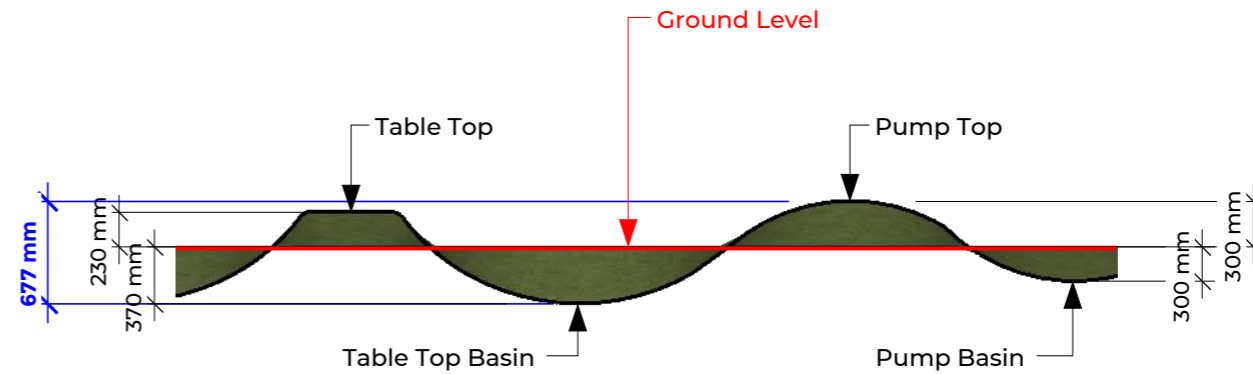


Please Note

Playscheme will aim to create the permeable pump track to the elevation dimensions shown, however, due to the natural landscaped construction, some fluctuation in measurements may occur.

CROSS SECTION DETAIL :

Scale : 1:50 @ A3



Max height from dip shown in blue



Playscheme

Unit G8 Elvington Ind. Est.
York Road
Elvington
York
YO41 4AR

Materials :

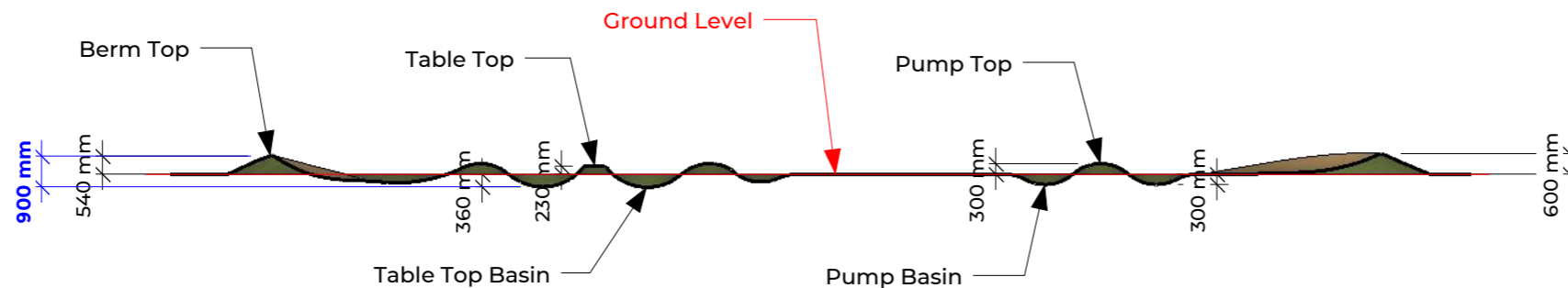
Permeable self binding gravel track with an MOT type 1 sub base and natural landscaping materials to edges.

CLIENT :

Melbourne Playing
Fields Association

CROSS SECTION DETAIL :

Scale : 1:200 @ A3



Max height from dip shown in blue

PROJECT :

Playground Development

DRAWN BY :

DB

CHECKED BY :

AP

ISSUE :

19/08/2022

RE-ISSUE :

N/A

DRAWING NUMBER :

MPFAPS001

REVISION :

N/A