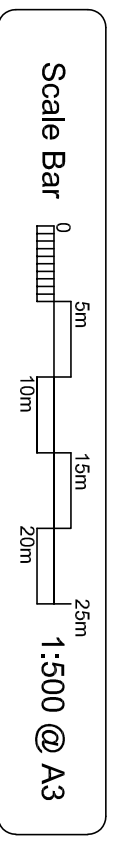


BLOCK PLAN (proposed)
SCALE 1:500

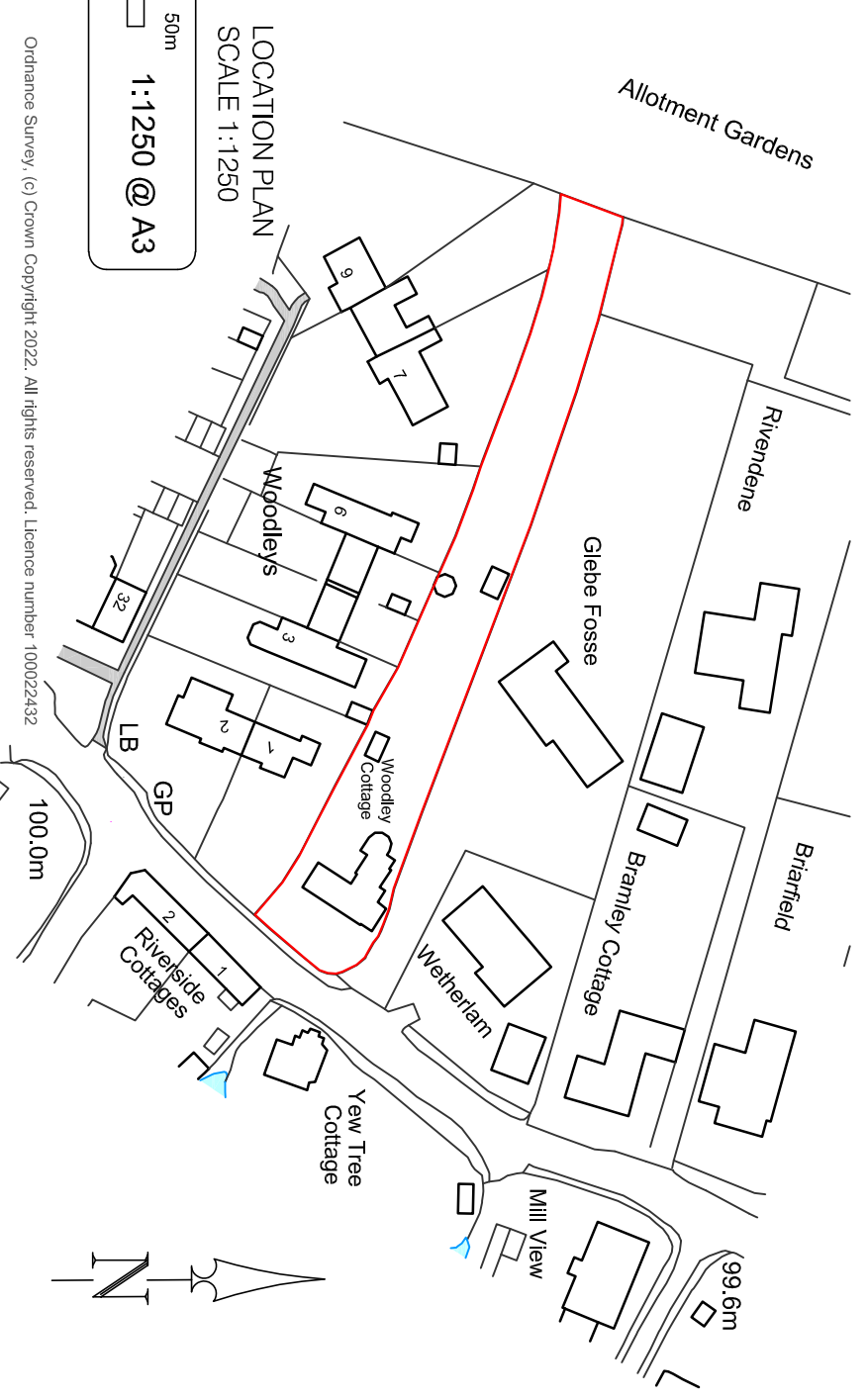


PLANNING:
Do not scale from this drawing unless for Planning purposes.
Written dimensions only shall be taken from this drawing.

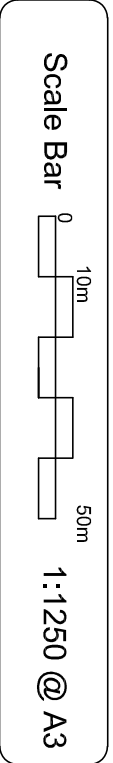
CONSTRUCTION:
All dimensions must be checked on site by the Contractor prior to the commencement of any fabrication or building works on site and where applicable, all dimensions and details are to be read in conjunction with any specialist consultants' drawings; any disparity between drawings is to be brought to the attention of the client prior to the commencement of any fabrication or building works.

This drawing is the property of Richard Davey and may not be reproduced without permission.

Revision	Date	Description



LOCATION PLAN
SCALE 1:1250



Ordnance Survey, (c) Crown Copyright 2022. All rights reserved. Licence number 100022432

Project Title
Alterations and extension to
Woodley Cottage
Ecchinswell Road
Ecchinswell
RG20 4UB

Drawing Title
PLANNING:
Location & Block Plans

Date	Feb 22	Scale	AS SHOWN @ A3
Drawn	RAD	Checked	

Drawing No
3000-P01

RICHARD DAVEY
29 Beverley Close, Thatcham, Berks, RG18 3AE
tel : 0777 336 2822
email: richard.davey.design@gmail.com