
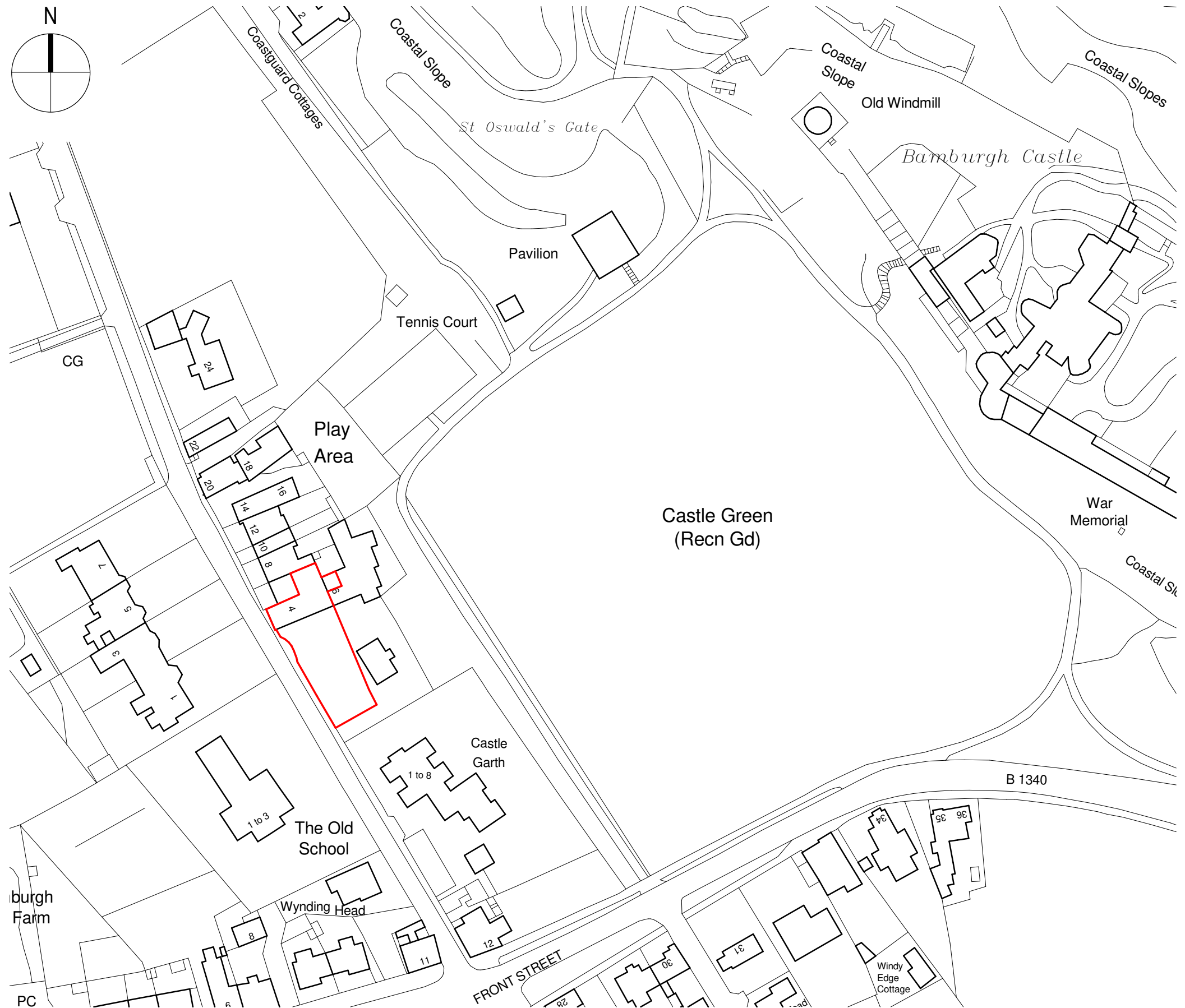
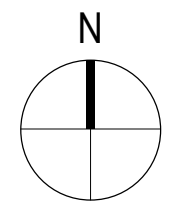


This drawing is copyright. It is sent to you in confidence and must not be reproduced or disclosed to third parties without our prior permission. Do not scale from this drawing. This drawing is to be read in conjunction with all relevant consultants, specialist manufacturers drawings and specifications. Any discrepancies in dimensions or details on or between these drawings should be drawn to our attention. All dimensions are in millimetres unless noted otherwise. Any surveyed information incorporated within this drawing cannot be guaranteed as accurate unless confirmed by fixed dimension.

REV:	DESCRIPTION:	BY:	CHK:	DATE:
P01	FIRST ISSUE.	AW	NT	2021/09/13
P02	ISSUED FOR PRE-APPLICATION PLANNING ADVICE.	AW	NT	2021/11/17
P03	ISSUED FOR PLANNING.	AW	NT	2022/08/05



PURPOSE:		<b>PLANNING</b>						
PROJECT:		<b>THE WYNDING HOUSE</b>						
DESCRIPTION:		SITE LOCATION PLAN						
DRAWN BY:	SCALE:	SHEET SIZE:	DATE:					
<b>AW</b>	<b>1 : 1250</b>	<b>A3</b>	<b>13/09/2021</b>					
PRO. NO:	ORIG:	VOLUME:	LEVEL:	TYPE:	ROLE:	NUMBER:	SUITABILITY:	REV:
<b>21100</b>	<b>HL</b>	<b>00</b>	<b>XX</b>	<b>DR</b>	<b>A</b>	<b>1000</b>	<b>S4</b>	<b>P03</b>



Liddon House, Belmont Business Park, Durham, DH1 1TW. T: Durham (0191) 3849470 E: hlp@hlpuk.com  
 16-25 Bastwick Street, London, EC1V 3PS T:(0207) 2518905 E: hlp@hlpuk.com  
 www.howarthlitchfield.com

© Copyright and all intellectual property rights remain vested in Howarth Litchfield Partnership Limited