



Search our site..

(0) £0.00

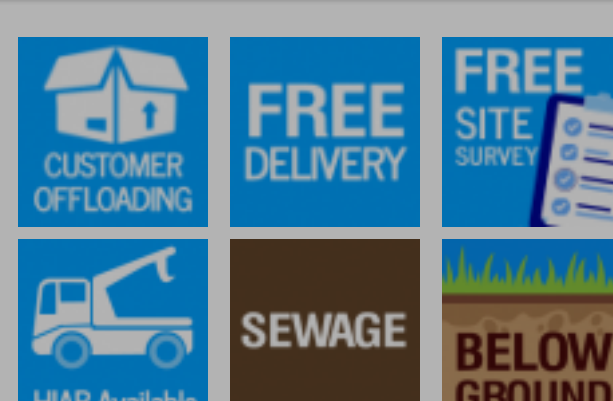
- WATER WASTE WATER SUDS AGRICULTURAL FUEL CHEMICAL SPECIALIST PARTS & ACCESSORIES

View by category:

- Attenuation Tanks Range
- Bypass & Full Retention Separator Range
- Domestic Rainwater Harvesting Range
- Surface Water Treatment (SWT) Separator Range
- Vertical & Horizontal Flow Control Solutions
- Vertical & Horizontal Pump Stations Range
- All Surface Water Management Products

Related brands:

- Kingspan Klargester
- All Brands



Clearwater POLLUTION CONTROL

Weight: 250.000kg, 270.000kg, 275.000kg, 295.000kg  
Dimensions: W:1850mm H:2200mm, W:1850mm H:2700mm

Estimated Lead time 5-7 working days

**Home Delivery**  
UK mainland delivery from FREE ex VAT

CHECK DELIVERY COST

CHOOSE OPTION:

- Gravity
- Pumped

CHOOSE OPTION:

- 1000mm (Standard)
- 1500mm

Quantity:

**from £1,898.00** ex VAT  
(£2,277.60 inc VAT)

ADD TO BASKET

- ENQUIRE
- REVIEW
- PRICE MATCH

- login to save
- f
- Twitter
- Pin
- Envelope

Write the first review

Downloadable documents

- Clearwater BTAUE1 Installation Operation Guidelines
- Kingspan-bta-biotec-certificate
- Clearwater Product Catalogue 2022

## Product Description

### Clearwater E Range Sewage Treatment System 6 Person

The Clearwater E Range is the economical off-mains solution for single houses and uses the tried and tested aerobic biological process for the treatment of domestic sewage.

The Range now comes with improved effluent quality with higher BOD5 and TSS removal than older Clearwater E range models.

Clearwater E Range [sewage treatment systems](#) are ideal for single/multiple houses and employ the well proven aerobic biological trickling filter process for the treatment of sewage.

Easy to install, this Clearwater E6 system is suitable for a population of 6.

#### CLEARWATER E6 – KEY FEATURES

- Affordable running costs of £147 per year\*
- Isolator & Failure Light
- Easy to install and maintain with annual desludging.
- Improved effluent quality with higher BOD5 and TSS removal than older Clearwater E range models.
- Third party certified to EN12566-3 standard for assured performance
- CE marked

\*Based on a 6PE BioTec model / unit cost of 0.269p per KwH and daily power consumption of 15KwH.

#### TECHNICAL DATA

- Population Equivalent: 6 person
- Outside diameter: 18m
- BOD Load (kg/day): 0.36
- Two inlet depth options to choose from: 1.0m (as standard) and 1.5m
- Pipework diameter: 110mm
- Standard power supply: Single phase
- Blower (kW): 0.04
- Weight (approximate): 250 kg (1.0m Gravity) / 280 kg (1.5m Pumped)

#### PERFORMANCE AND COMPLIANCE

- Certified to BS EN 12566 Part 3 standard.
- BOD5 -96.2%; SS - 97%; Ammonia - 82.4%;
- Fully CE marked in line with the CPR 2013.

\*Free Survey subject to distance - Please contact us from more information

Please click on the following link to register your warranty.

<https://www.kingspan.com/gb/en-gb/products/wastewater-management/guarantee>

#### DO YOU REQUIRE COMMISSIONING?

To ensure your system operates to maximum efficiency, we recommend tried and tested Commissioning by our own British Water and Safe Building trained engineers. Our unrivalled knowledge means that we are best placed to carry out bespoke assessments to get your system up and running. The commissioning will also provide you with a unique checklist against your system, ensuring your complete peace of mind and reassurance that your system's mechanical and electrical components are in good working order.

#### WHAT'S INCLUDED IN THE COMMISSIONING? [CLICK HERE FOR MORE INFORMATION](#)

The below is carried out by a Kingspan Service Engineer, and will only be checked if the unit has been installed in line with the provided installation guidelines.

- Check Plant is level, 5mm tolerance
- Confirm the ground around the plant is level, flat and that the lid securely fastens
- Confirm the panel has been mounted correctly
- Make the required connections to the panel using correct glands
- Make all electrical connections within the tank
- Ensure all safety guards are fitted
- Sat all greasomatics within the plant (if applicable)
- Check belt/chain tension and alignment
- Check pump float activates freely (pumped discharge only)
- Check operation of sludge return pump (nitrification plants only)
- Check direction of disc pack
- Check levels within unit
- Test and set any Alarms supplied with the unit

If the BioTec BTAUE has been purchased, commissioning includes the above plus:

- Check the air blower is secure
- Set forward feed airlift (larger plants)
- Make sure there is adequate air supply
- Connect all airlines and set valves
- Make sure BioZones have adequate air supply
- Wire and set timer solenoid for sludge return (if applicable)

On completion they will provide a site specific commissioning certificate

\*terms and conditions apply

[FAQs >>](#)

[View other products in 1-9 Person Sewage Treatment Plants >>](#)

- Specification
- Delivery
- Returns Information

#### Product Specification

Product Code: CLW  
Customer Offloading: **Customer Offloading**  
Delivery: **Free Delivery**  
Free Site Survey: **Free Site Survey**  
HIAB Available: **HIAB Available**  
Tank Use: **Below Ground, Sewage**

#### VIEW RELATED CATEGORIES



10 – 18 PERSON SEWAGE TREATMENT PLANTS

20 – 50 PERSON SEWAGE TREATMENT PLANTS

50+ PERSON COMMERCIAL SEWAGE TREATMENT PLANT


#### People who bought this also bought...



Clearwater Delta 1 Sewage Treatment System - 6 Person  
**from £3,211.00** ex VAT  
(£3,853.20 inc VAT)



50 Gallon / 227 Litre Cold Water Loft Tank  
**£145.00** ex VAT  
(£174.00 inc VAT)



Clearwater 12,000 Litre Septic Tank  
**from £3,562.00** ex VAT  
(£4,274.40 inc VAT)

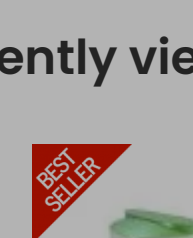


Klargester BioFicient 1 Sewage Treatment Plant - 6 Person  
**from £2,586.00** ex VAT  
(£3,103.20 inc VAT)



20 Litre Water Tank  
**from £31.90** ex VAT  
(£38.28 inc VAT)

#### Recently viewed...



Sign up for exclusive products, sales & news

Enter your email address...



#### TANKS DIRECT

- About Us
- Trade Info
- Contact Us
- News
- Mailing List
- Sitemap

#### CUSTOMER SERVICE

- FAQs
- Delivery
- Price Match
- Returns
- Terms & Conditions
- Privacy Policy
- Cookie Policy
- Quick Order
- Login
- Open a Trade Account
- Retrieve a Quote

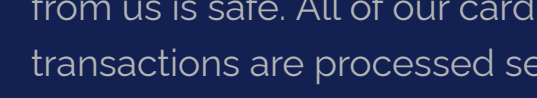
#### CONVERSION TOOLS

You can use our online tools to convert litres to gallons or work out the volume of water in a tank.

VIEW NOW

#### SECURE ONLINE PAYMENTS

You can be assured that purchasing from us is safe. All of our card transactions are processed securely by adyen.



Pay In 3

